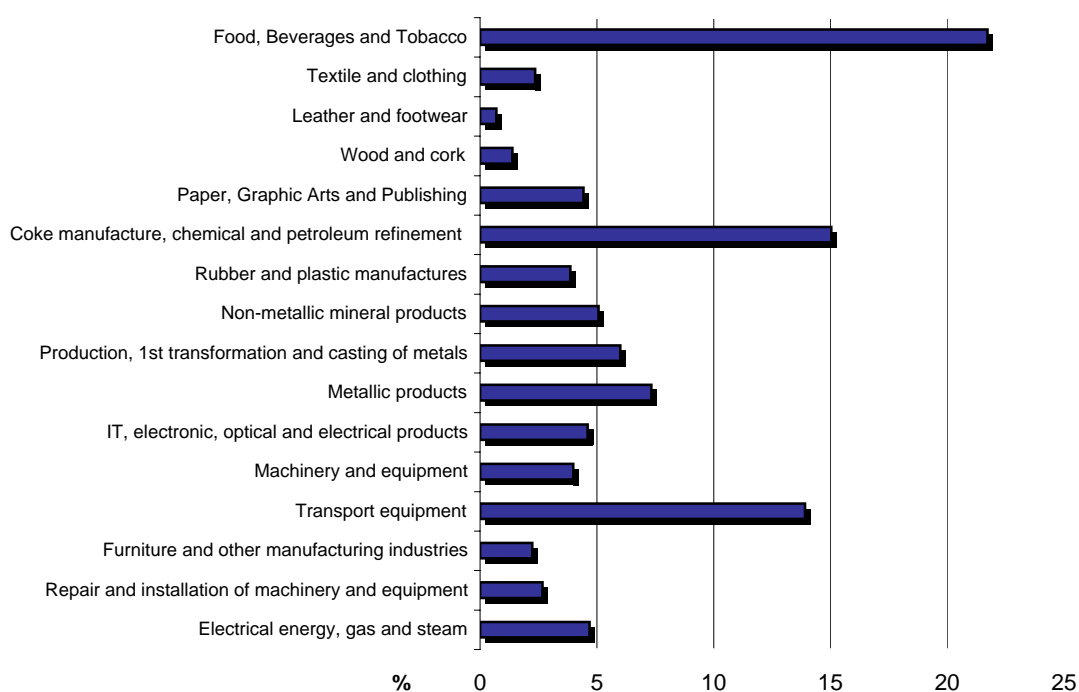


AIPS-2009

National Total

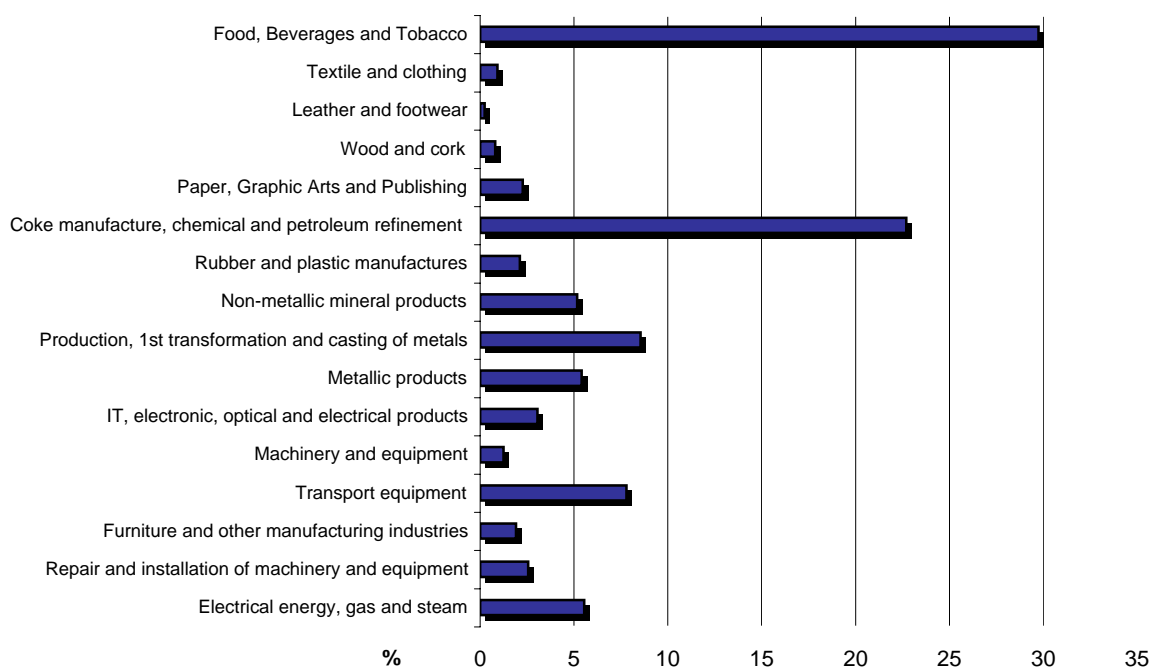
C.N.A.E-2009		Thousands of €	%
	TOTAL	335,854,421	100.0
10-11-12	Food, Beverages and Tobacco	72,985,273	21.7
13-14	Textile and clothing	7,913,270	2.4
15	Leather and footwear	2,344,130	0.7
16	Wood and cork	4,619,198	1.4
17-18	Paper, Graphic Arts and Publishing	14,885,842	4.4
19-20-21	Coke manufacture, chemical and petroleum refinement	50,521,896	15.0
22	Rubber and plastic manufactures	13,000,257	3.9
23	Non-metallic mineral products	17,011,840	5.1
24	Production, 1st transformation and casting of metals	20,184,227	6.0
25	Metallic products	24,612,174	7.3
26-27	IT, electronic, optical and electrical products	15,488,774	4.6
28	Machinery and equipment	13,389,822	4.0
29-30	Transport equipment	46,707,780	13.9
31-32	Furniture and other manufacturing industries	7,476,704	2.2
33	Repair and installation of machinery and	8,957,790	2.7
35	Electrical energy, gas and steam	15,755,444	4.7



AIPS-2009

Andalucía

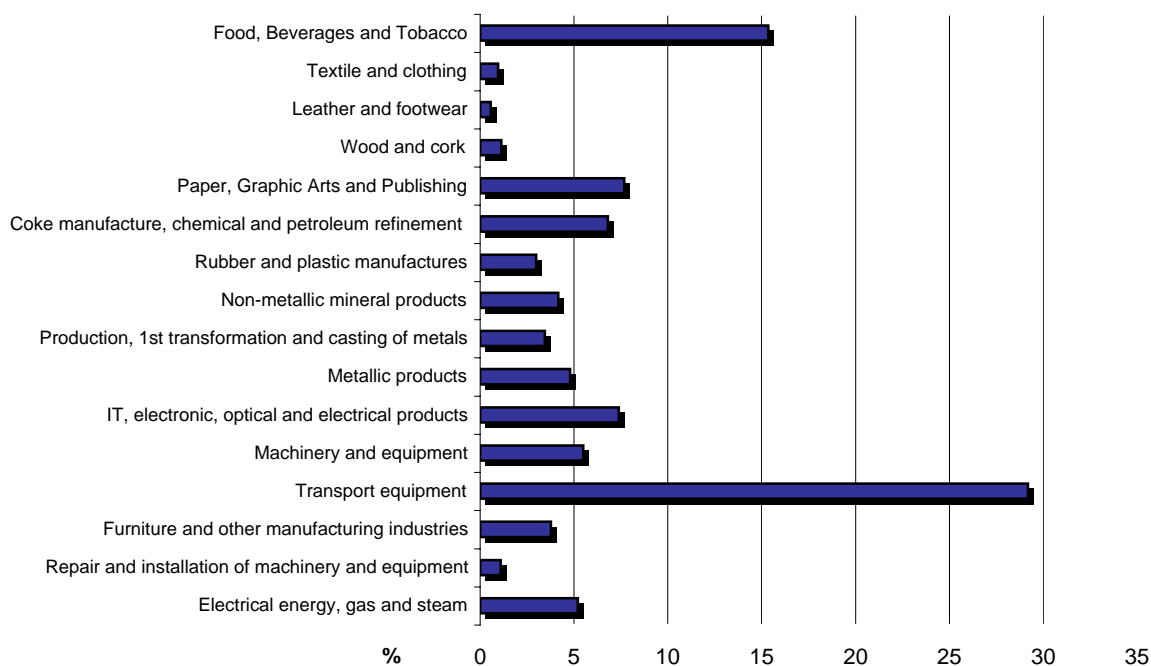
C.N.A.E-2009		Thousands of €	%
	TOTAL	37,296,072	100.0
10-11-12	Food, Beverages and Tobacco	11,092,008	29.7
13-14	Textile and clothing	342,674	0.9
15	Leather and footwear	88,078	0.2
16	Wood and cork	302,149	0.8
17-18	Paper, Graphic Arts and Publishing	845,839	2.3
19-20-21	Coke manufacture, chemical and petroleum refinement	8,467,203	22.7
22	Rubber and plastic manufactures	787,183	2.1
23	Non-metallic mineral products	1,925,517	5.2
24	Production, 1st transformation and casting of metals	3,190,405	8.6
25	Metallic products	2,014,903	5.4
26-27	IT, electronic, optical and electrical products	1,136,040	3.1
28	Machinery and equipment	467,855	1.3
29-30	Transport equipment	2,903,897	7.8
31-32	Furniture and other manufacturing industries	711,227	1.9
33	Repair and installation of machinery and	950,181	2.6
35	Electrical energy, gas and steam	2,070,913	5.6



AIPS-2009

Aragón

C.N.A.E-2009		Thousands of €	%
	TOTAL	16,087,864	100.0
10-11-12	Food, Beverages and Tobacco	2,469,081	15.4
13-14	Textile and clothing	154,771	1.0
15	Leather and footwear	90,456	0.6
16	Wood and cork	179,889	1.1
17-18	Paper, Graphic Arts and Publishing	1,235,053	7.7
19-20-21	Coke manufacture, chemical and petroleum refinement	1,094,022	6.8
22	Rubber and plastic manufactures	480,132	3.0
23	Non-metallic mineral products	670,694	4.2
24	Production, 1st transformation and casting of metals	555,696	3.5
25	Metallic products	770,269	4.8
26-27	IT, electronic, optical and electrical products	1,188,858	7.4
28	Machinery and equipment	885,405	5.5
29-30	Transport equipment	4,694,060	29.2
31-32	Furniture and other manufacturing industries	606,783	3.8
33	Repair and installation of machinery and	175,487	1.1
35	Electrical energy, gas and steam	837,208	5.2

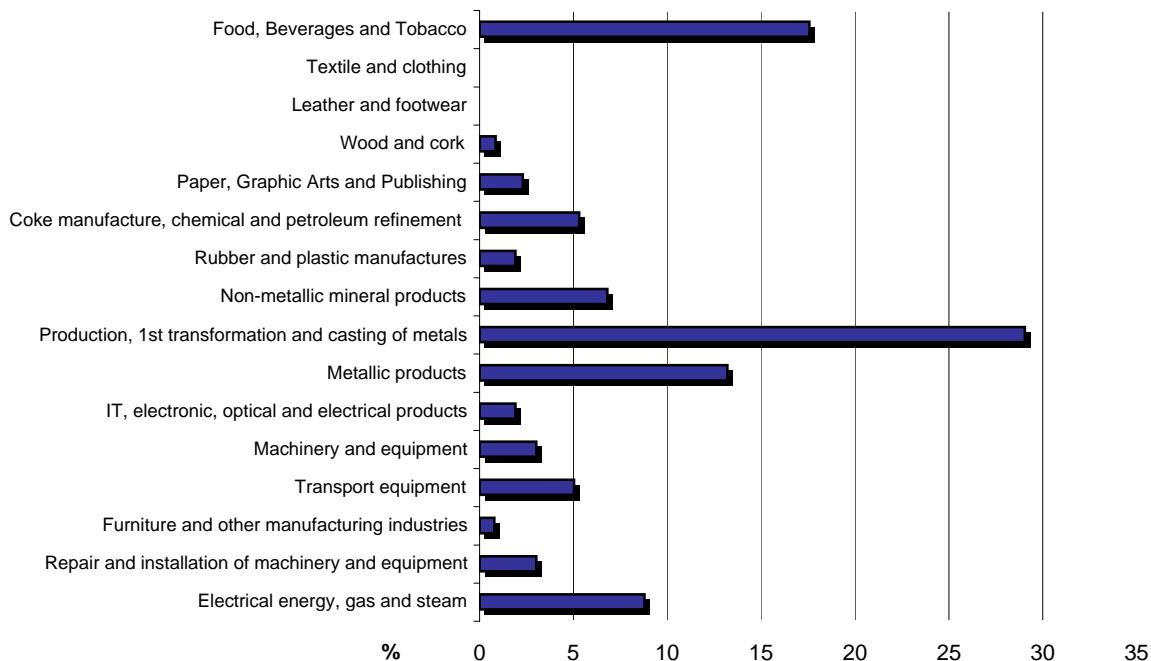


AIPS-2009

Asturias (Principado de)

C.N.A.E-2009		Thousands of €	%
	TOTAL	8,381,241	100.0
10-11-12	Food, Beverages and Tobacco	1,471,822	17.6
13-14	Textile and clothing	---	---
15	Leather and footwear	---	---
16	Wood and cork	71,516	0.9
17-18	Paper, Graphic Arts and Publishing	193,083	2.3
19-20-21	Coke manufacture, chemical and petroleum refinement	445,263	5.3
22	Rubber and plastic manufactures	160,206	1.9
23	Non-metallic mineral products	570,641	6.8
24	Production, 1st transformation and casting of metals	2,433,688	29.0
25	Metallic products	1,106,058	13.2
26-27	IT, electronic, optical and electrical products	160,143	1.9
28	Machinery and equipment	253,320	3.0
29-30	Transport equipment	422,805	5.0
31-32	Furniture and other manufacturing industries	65,504	0.8
33	Repair and installation of machinery and	253,347	3.0
35	Electrical energy, gas and steam	736,280	8.8

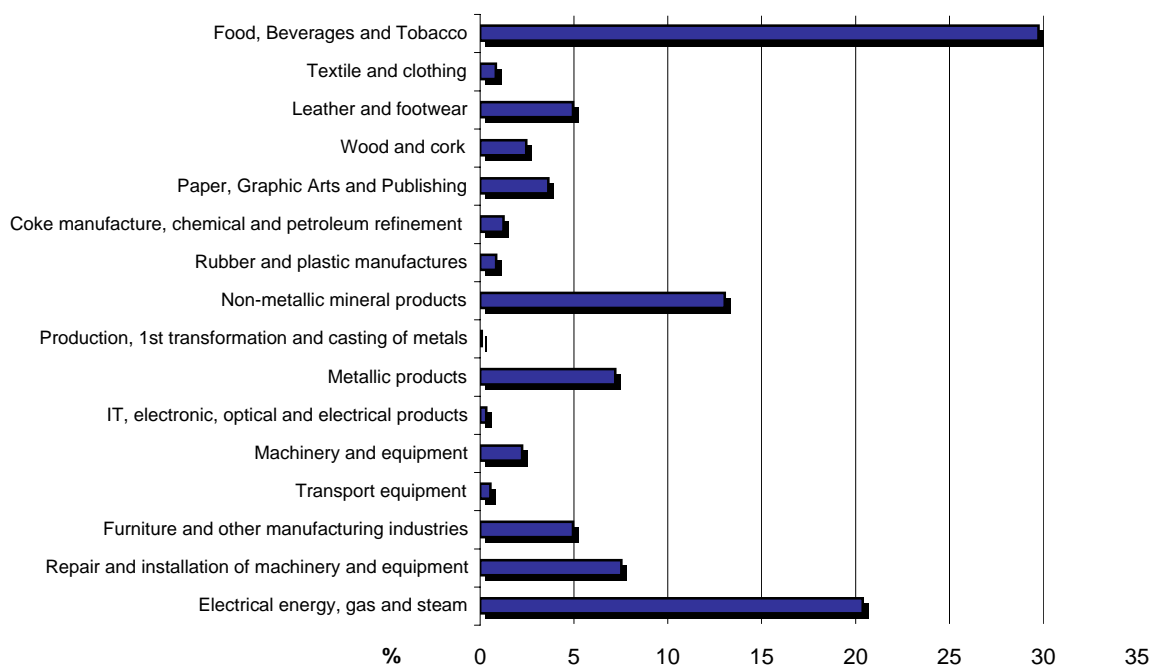
--- Data protected by statistical secrecy



AIPS-2009

Balears (Illes)

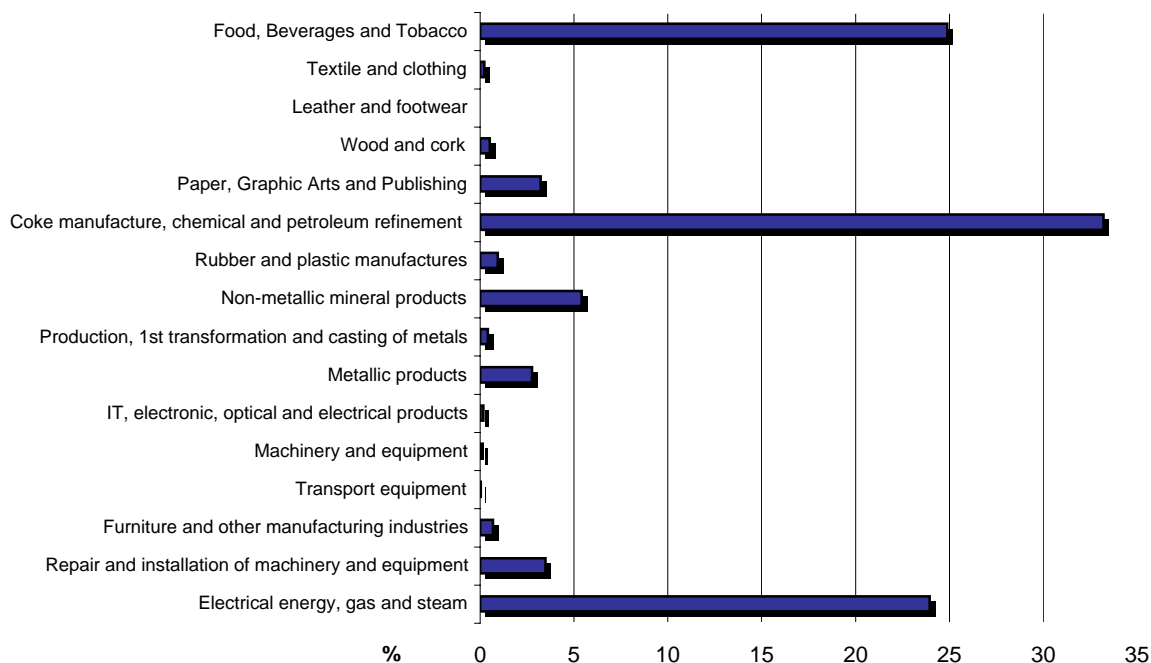
C.N.A.E-2009		Thousands of €	%
	TOTAL	1,558,219	100.0
10-11-12	Food, Beverages and Tobacco	463,444	29.7
13-14	Textile and clothing	12,966	0.8
15	Leather and footwear	76,950	4.9
16	Wood and cork	38,320	2.5
17-18	Paper, Graphic Arts and Publishing	56,682	3.6
19-20-21	Coke manufacture, chemical and petroleum refinement	19,527	1.3
22	Rubber and plastic manufactures	13,187	0.9
23	Non-metallic mineral products	203,048	13.0
24	Production, 1st transformation and casting of metals	1,273	0.1
25	Metallic products	112,210	7.2
26-27	IT, electronic, optical and electrical products	5,161	0.3
28	Machinery and equipment	34,794	2.2
29-30	Transport equipment	8,646	0.6
31-32	Furniture and other manufacturing industries	76,950	4.9
33	Repair and installation of machinery and	117,310	7.5
35	Electrical energy, gas and steam	317,752	20.4



AIPS-2009

Canarias

C.N.A.E-2009		Thousands of €	%
	TOTAL	5,627,572	100.0
10-11-12	Food, Beverages and Tobacco	1,400,705	24.9
13-14	Textile and clothing	12,343	0.2
15	Leather and footwear	0	0.0
16	Wood and cork	28,956	0.5
17-18	Paper, Graphic Arts and Publishing	181,018	3.2
19-20-21	Coke manufacture, chemical and petroleum refinement	1,868,810	33.2
22	Rubber and plastic manufactures	52,248	0.9
23	Non-metallic mineral products	304,335	5.4
24	Production, 1st transformation and casting of metals	22,987	0.4
25	Metallic products	155,263	2.8
26-27	IT, electronic, optical and electrical products	9,722	0.2
28	Machinery and equipment	7,153	0.1
29-30	Transport equipment	1,768	0.0
31-32	Furniture and other manufacturing industries	38,431	0.7
33	Repair and installation of machinery and	195,848	3.5
35	Electrical energy, gas and steam	1,347,984	24.0

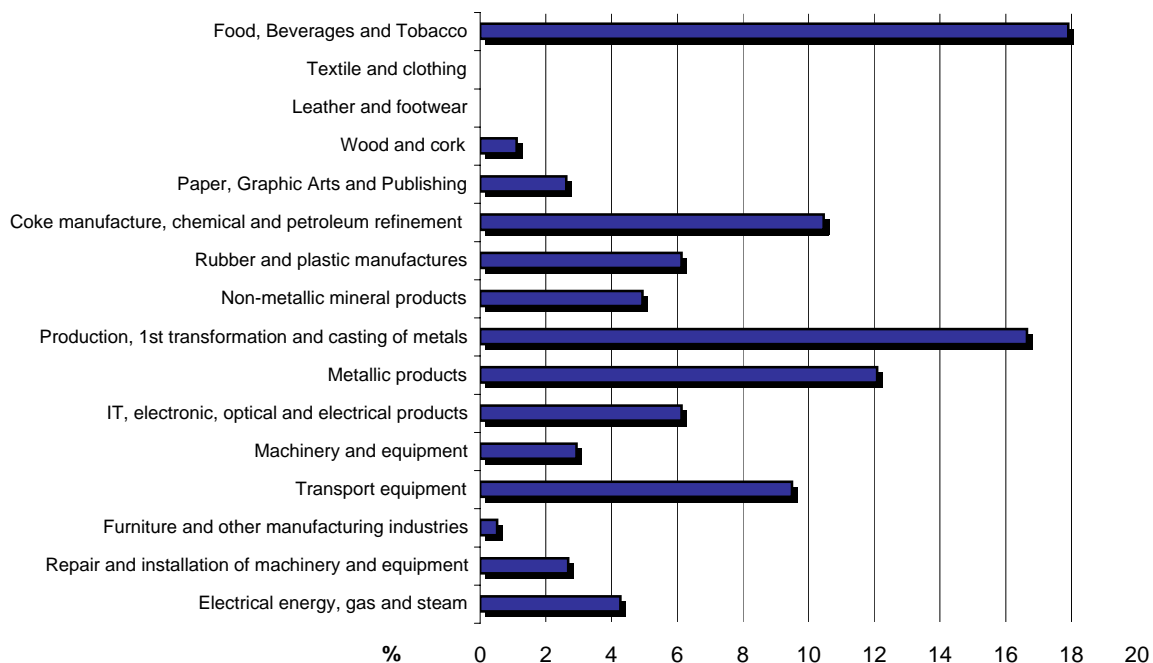


AIPS-2009

Cantabria

C.N.A.E-2009		Thousands of €	%
	TOTAL	4,859,838	100.0
10-11-12	Food, Beverages and Tobacco	869,809	17.9
13-14	Textile and clothing	---	---
15	Leather and footwear	---	---
16	Wood and cork	54,142	1.1
17-18	Paper, Graphic Arts and Publishing	127,367	2.6
19-20-21	Coke manufacture, chemical and petroleum refinement	508,326	10.5
22	Rubber and plastic manufactures	298,090	6.1
23	Non-metallic mineral products	240,032	4.9
24	Production, 1st transformation and casting of metals	808,959	16.7
25	Metallic products	587,691	12.1
26-27	IT, electronic, optical and electrical products	297,885	6.1
28	Machinery and equipment	142,196	2.9
29-30	Transport equipment	461,160	9.5
31-32	Furniture and other manufacturing industries	25,271	0.5
33	Repair and installation of machinery and	130,465	2.7
35	Electrical energy, gas and steam	207,384	4.3

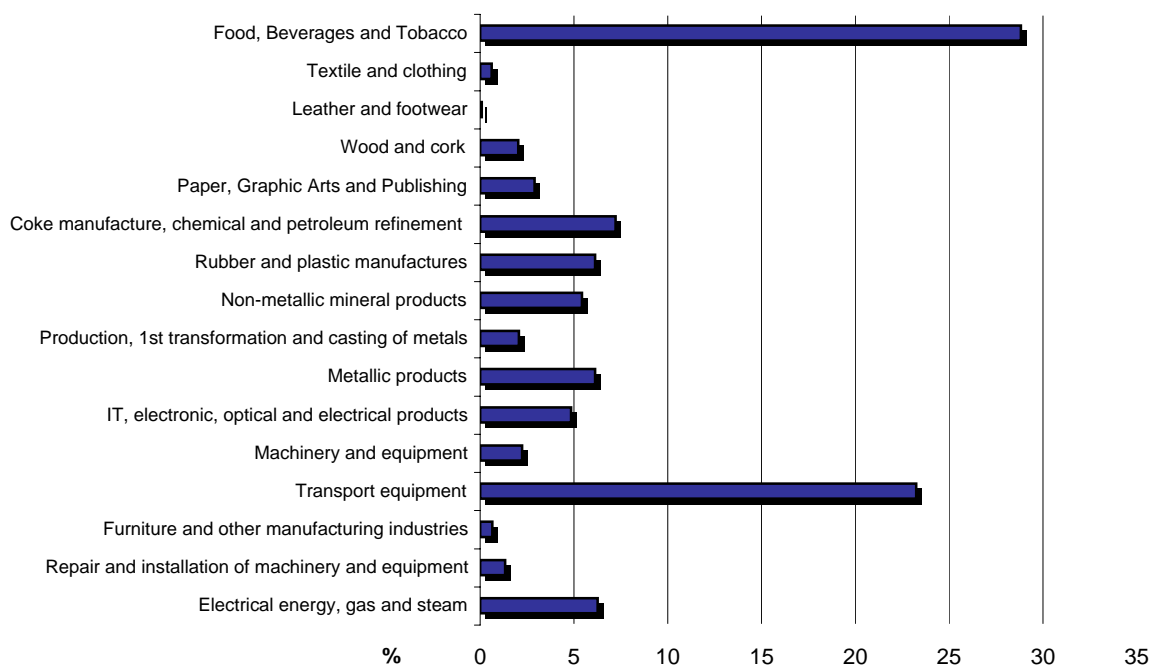
--- Data protected by statistical secrecy



AIPS-2009

Castilla y León

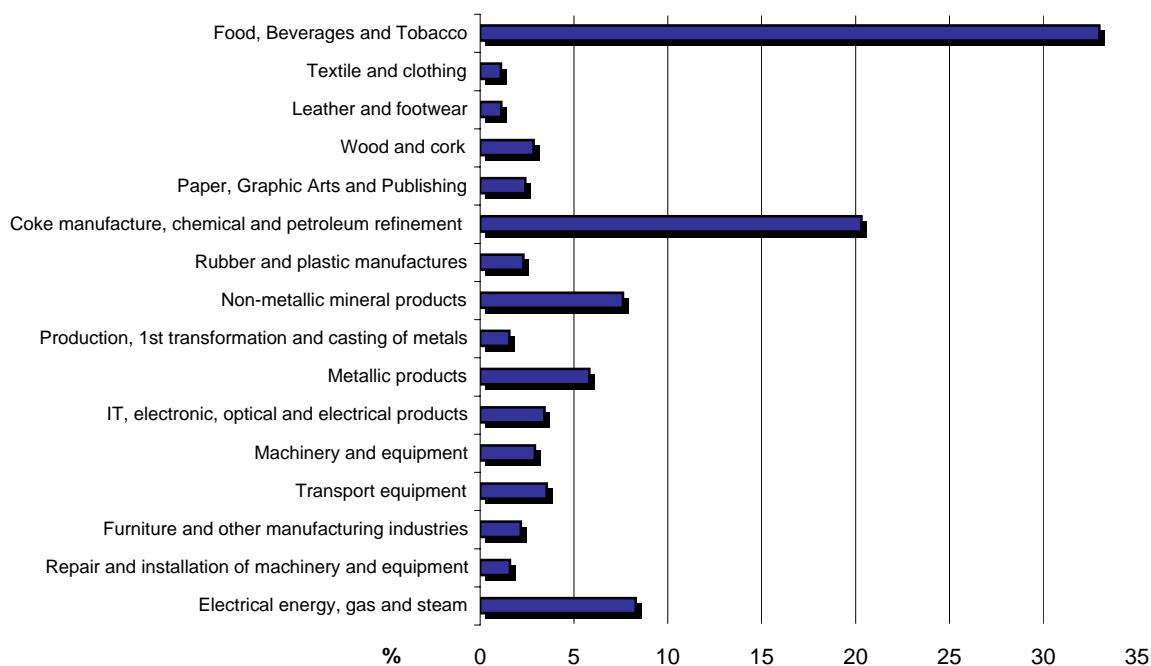
C.N.A.E-2009		Thousands of €	%
	TOTAL	24,625,865	100.0
10-11-12	Food, Beverages and Tobacco	7,097,502	28.8
13-14	Textile and clothing	151,945	0.6
15	Leather and footwear	23,120	0.1
16	Wood and cork	500,708	2.0
17-18	Paper, Graphic Arts and Publishing	714,844	2.9
19-20-21	Coke manufacture, chemical and petroleum refinement	1,777,549	7.2
22	Rubber and plastic manufactures	1,510,346	6.1
23	Non-metallic mineral products	1,335,898	5.4
24	Production, 1st transformation and casting of metals	508,884	2.1
25	Metallic products	1,508,763	6.1
26-27	IT, electronic, optical and electrical products	1,195,148	4.9
28	Machinery and equipment	550,395	2.2
29-30	Transport equipment	5,724,219	23.2
31-32	Furniture and other manufacturing industries	158,106	0.6
33	Repair and installation of machinery and	327,755	1.3
35	Electrical energy, gas and steam	1,540,682	6.3



AIPS-2009

Castilla-La Mancha

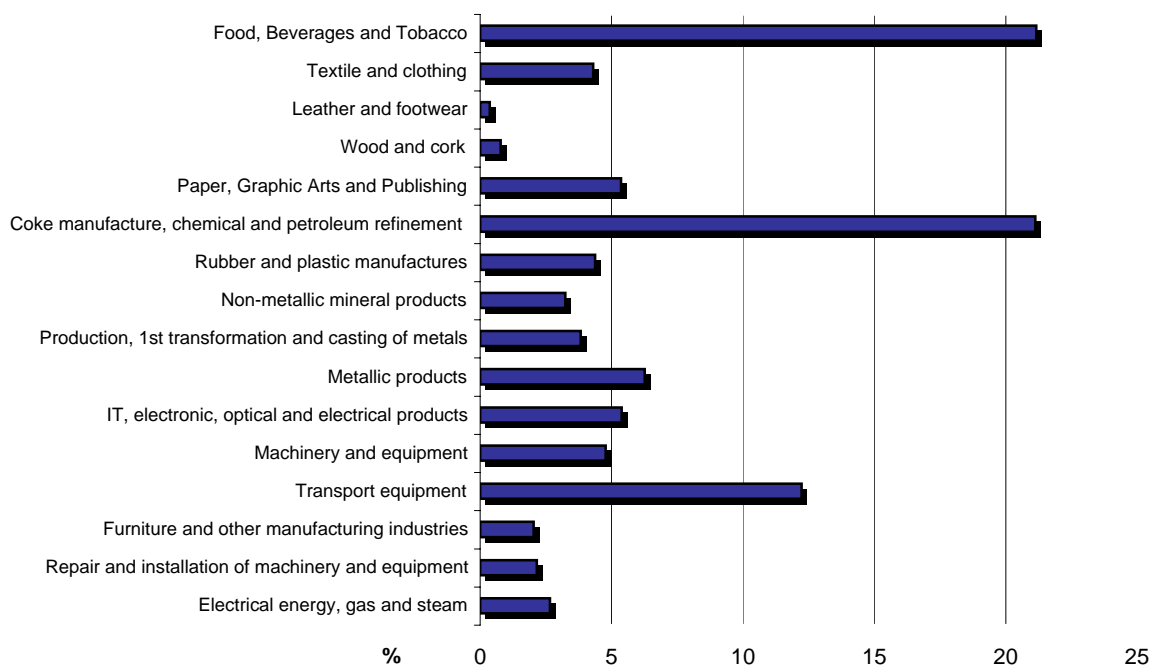
C.N.A.E-2009		Thousands of €	%
	TOTAL	16,281,946	100.0
10-11-12	Food, Beverages and Tobacco	5,371,970	33.0
13-14	Textile and clothing	181,424	1.1
15	Leather and footwear	183,282	1.1
16	Wood and cork	464,102	2.9
17-18	Paper, Graphic Arts and Publishing	392,440	2.4
19-20-21	Coke manufacture, chemical and petroleum refinement	3,306,684	20.3
22	Rubber and plastic manufactures	376,751	2.3
23	Non-metallic mineral products	1,236,754	7.6
24	Production, 1st transformation and casting of metals	252,780	1.6
25	Metallic products	947,962	5.8
26-27	IT, electronic, optical and electrical products	558,126	3.4
28	Machinery and equipment	473,337	2.9
29-30	Transport equipment	577,466	3.6
31-32	Furniture and other manufacturing industries	351,212	2.2
33	Repair and installation of machinery and	258,163	1.6
35	Electrical energy, gas and steam	1,349,492	8.3



AIPS-2009

Cataluña

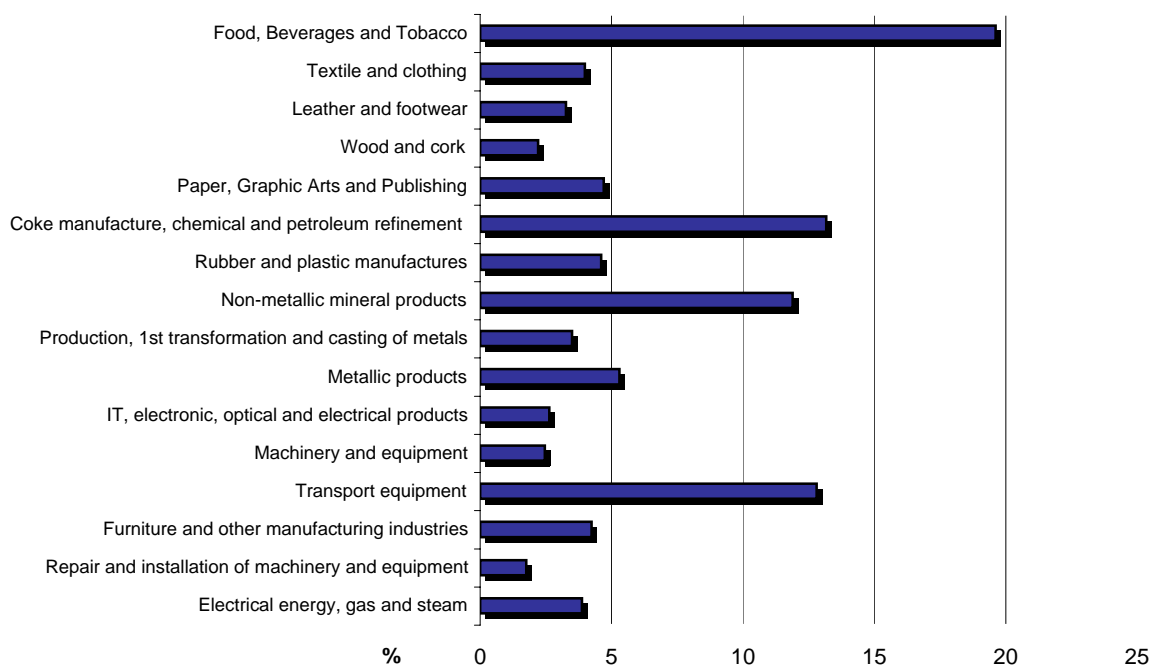
C.N.A.E-2009		Thousands of €	%
	TOTAL	75,662,298	100.0
10-11-12	Food, Beverages and Tobacco	16,007,346	21.2
13-14	Textile and clothing	3,249,944	4.3
15	Leather and footwear	272,383	0.4
16	Wood and cork	590,066	0.8
17-18	Paper, Graphic Arts and Publishing	4,052,449	5.4
19-20-21	Coke manufacture, chemical and petroleum refinement	15,980,282	21.1
22	Rubber and plastic manufactures	3,307,092	4.4
23	Non-metallic mineral products	2,451,622	3.2
24	Production, 1st transformation and casting of metals	2,888,195	3.8
25	Metallic products	4,733,985	6.3
26-27	IT, electronic, optical and electrical products	4,078,165	5.4
28	Machinery and equipment	3,606,459	4.8
29-30	Transport equipment	9,255,238	12.2
31-32	Furniture and other manufacturing industries	1,543,322	2.0
33	Repair and installation of machinery and	1,632,886	2.2
35	Electrical energy, gas and steam	2,012,863	2.7



AIPS-2009

Comunitat Valenciana

C.N.A.E-2009		Thousands of €	%
	TOTAL	33,112,051	100.0
10-11-12	Food, Beverages and Tobacco	6,491,907	19.6
13-14	Textile and clothing	1,322,551	4.0
15	Leather and footwear	1,080,488	3.3
16	Wood and cork	728,977	2.2
17-18	Paper, Graphic Arts and Publishing	1,555,004	4.7
19-20-21	Coke manufacture, chemical and petroleum refinement	4,362,461	13.2
22	Rubber and plastic manufactures	1,527,502	4.6
23	Non-metallic mineral products	3,937,139	11.9
24	Production, 1st transformation and casting of metals	1,158,530	3.5
25	Metallic products	1,753,429	5.3
26-27	IT, electronic, optical and electrical products	870,938	2.6
28	Machinery and equipment	813,245	2.5
29-30	Transport equipment	4,241,177	12.8
31-32	Furniture and other manufacturing industries	1,404,523	4.2
33	Repair and installation of machinery and	578,093	1.8
35	Electrical energy, gas and steam	1,286,087	3.9

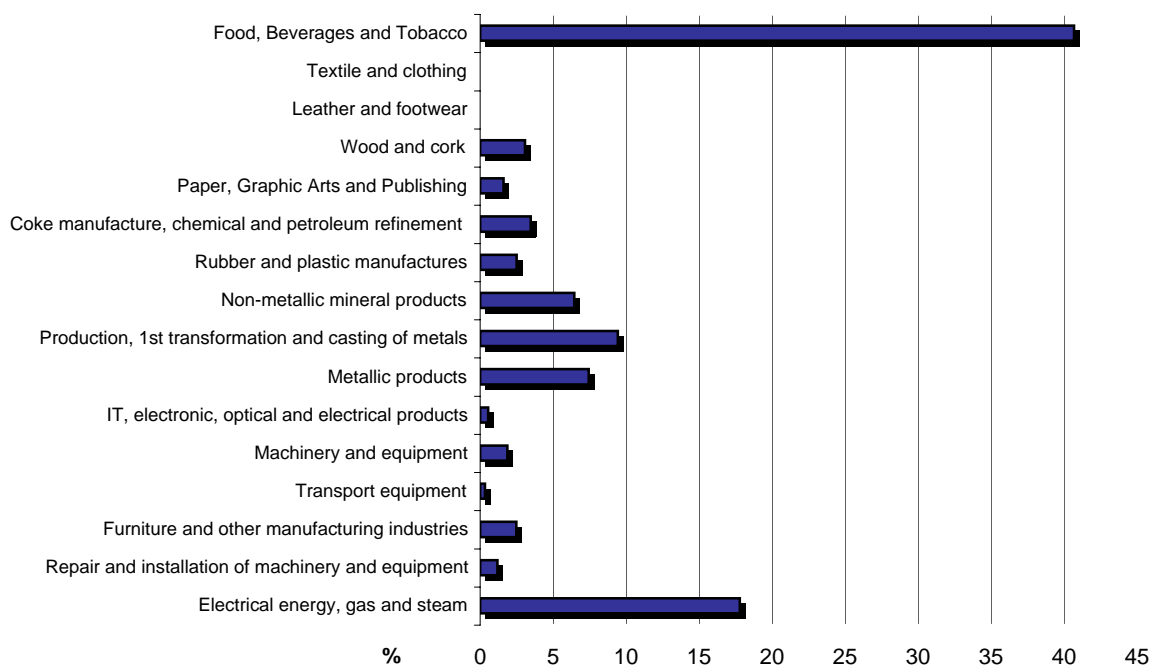


AIPS-2009

Extremadura

C.N.A.E-2009		Thousands of €	%
	TOTAL	3,440,242	100.0
10-11-12	Food, Beverages and Tobacco	1,399,986	40.7
13-14	Textile and clothing	---	---
15	Leather and footwear	---	---
16	Wood and cork	105,245	3.1
17-18	Paper, Graphic Arts and Publishing	54,834	1.6
19-20-21	Coke manufacture, chemical and petroleum refinement	119,165	3.5
22	Rubber and plastic manufactures	85,702	2.5
23	Non-metallic mineral products	221,640	6.4
24	Production, 1st transformation and casting of metals	324,803	9.4
25	Metallic products	255,995	7.4
26-27	IT, electronic, optical and electrical products	19,009	0.6
28	Machinery and equipment	64,478	1.9
29-30	Transport equipment	10,886	0.3
31-32	Furniture and other manufacturing industries	85,350	2.5
33	Repair and installation of machinery and	40,913	1.2
35	Electrical energy, gas and steam	611,617	17.8

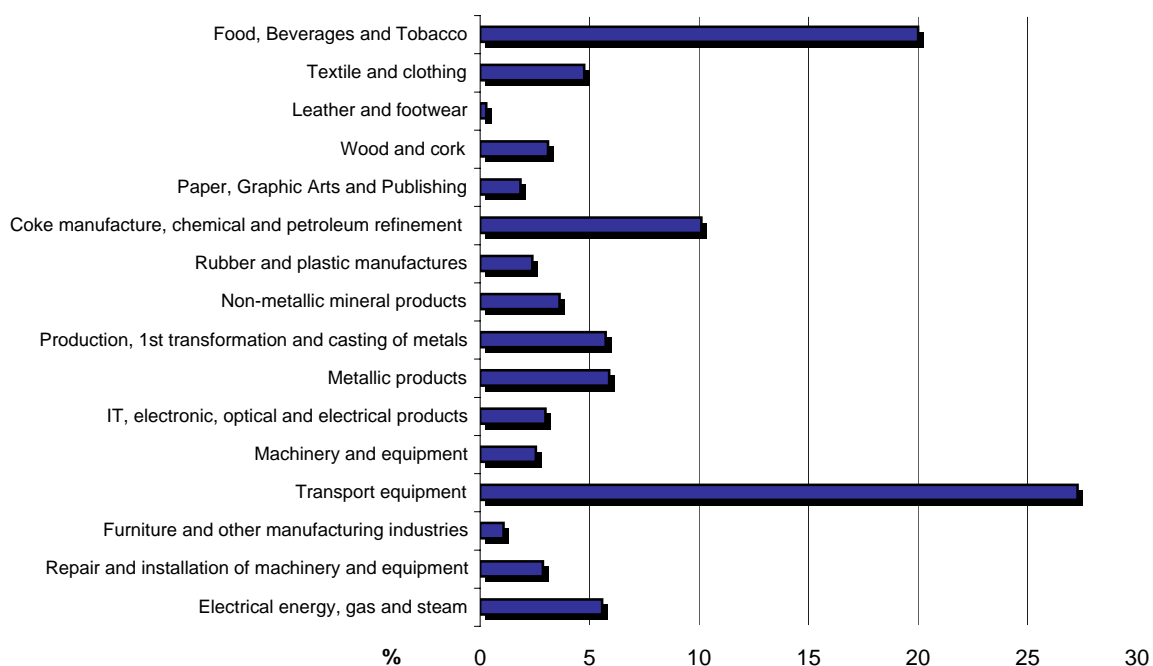
--- Data protected by statistical secrecy



AIPS-2009

Galicia

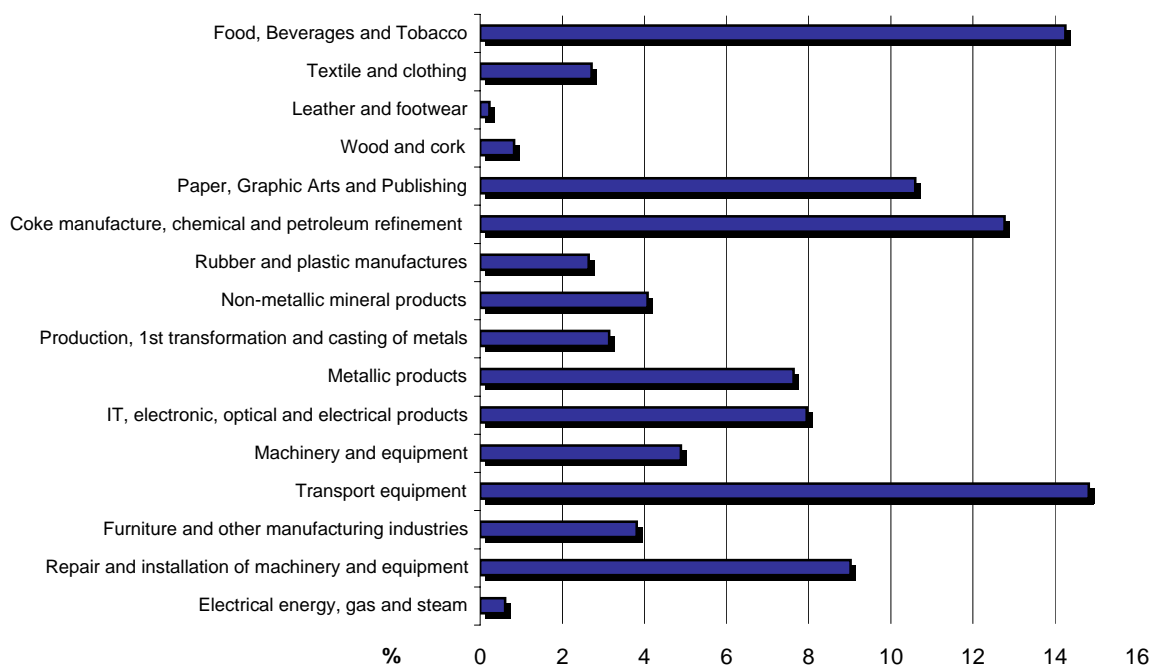
C.N.A.E-2009		Thousands of €	%
TOTAL		25,584,331	100.0
10-11-12	Food, Beverages and Tobacco	5,116,748	20.0
13-14	Textile and clothing	1,215,582	4.8
15	Leather and footwear	72,843	0.3
16	Wood and cork	793,281	3.1
17-18	Paper, Graphic Arts and Publishing	470,544	1.8
19-20-21	Coke manufacture, chemical and petroleum refinement	2,583,394	10.1
22	Rubber and plastic manufactures	610,387	2.4
23	Non-metallic mineral products	927,779	3.6
24	Production, 1st transformation and casting of metals	1,466,263	5.7
25	Metallic products	1,506,066	5.9
26-27	IT, electronic, optical and electrical products	762,374	3.0
28	Machinery and equipment	652,187	2.6
29-30	Transport equipment	6,978,281	27.3
31-32	Furniture and other manufacturing industries	271,052	1.1
33	Repair and installation of machinery and	733,044	2.9
35	Electrical energy, gas and steam	1,424,504	5.6



AIPS-2009

Madrid (Comunidad de)

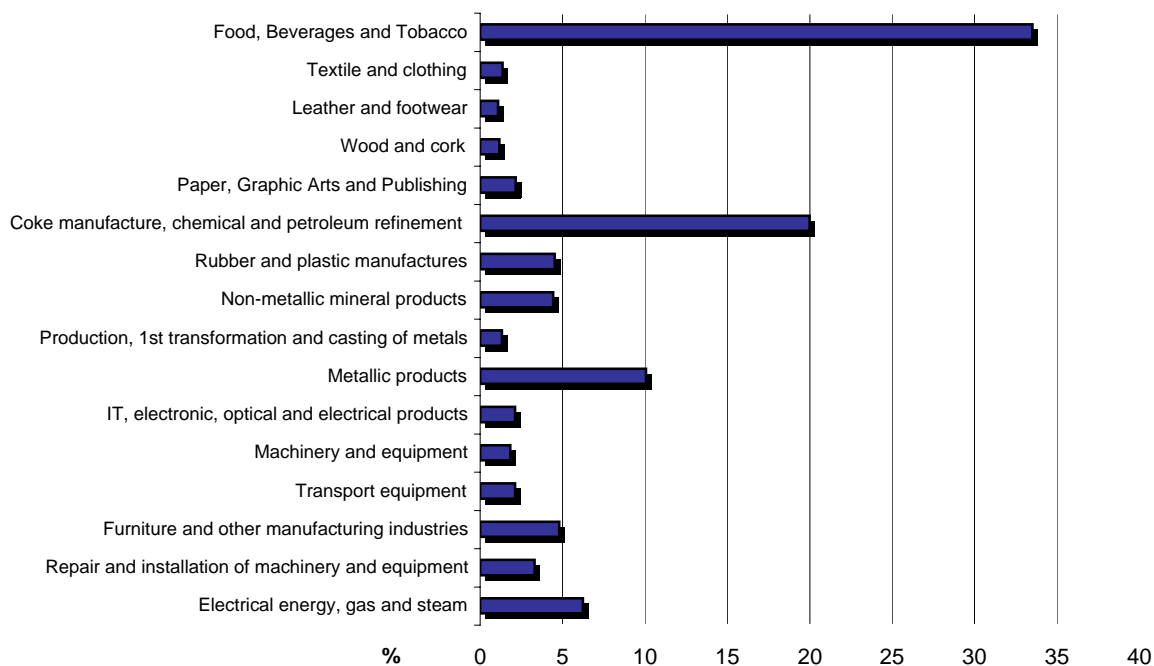
C.N.A.E-2009		Thousands of €	%
	TOTAL	26,381,462	100.0
10-11-12	Food, Beverages and Tobacco	3,758,795	14.3
13-14	Textile and clothing	714,670	2.7
15	Leather and footwear	61,840	0.2
16	Wood and cork	218,507	0.8
17-18	Paper, Graphic Arts and Publishing	2,797,035	10.6
19-20-21	Coke manufacture, chemical and petroleum refinement	3,369,384	12.8
22	Rubber and plastic manufactures	695,179	2.6
23	Non-metallic mineral products	1,076,113	4.1
24	Production, 1st transformation and casting of metals	828,809	3.1
25	Metallic products	2,013,157	7.6
26-27	IT, electronic, optical and electrical products	2,098,445	8.0
28	Machinery and equipment	1,291,325	4.9
29-30	Transport equipment	3,910,890	14.8
31-32	Furniture and other manufacturing industries	1,006,049	3.8
33	Repair and installation of machinery and	2,380,466	9.0
35	Electrical energy, gas and steam	160,798	0.6



AIPS-2009

Murcia (Región de)

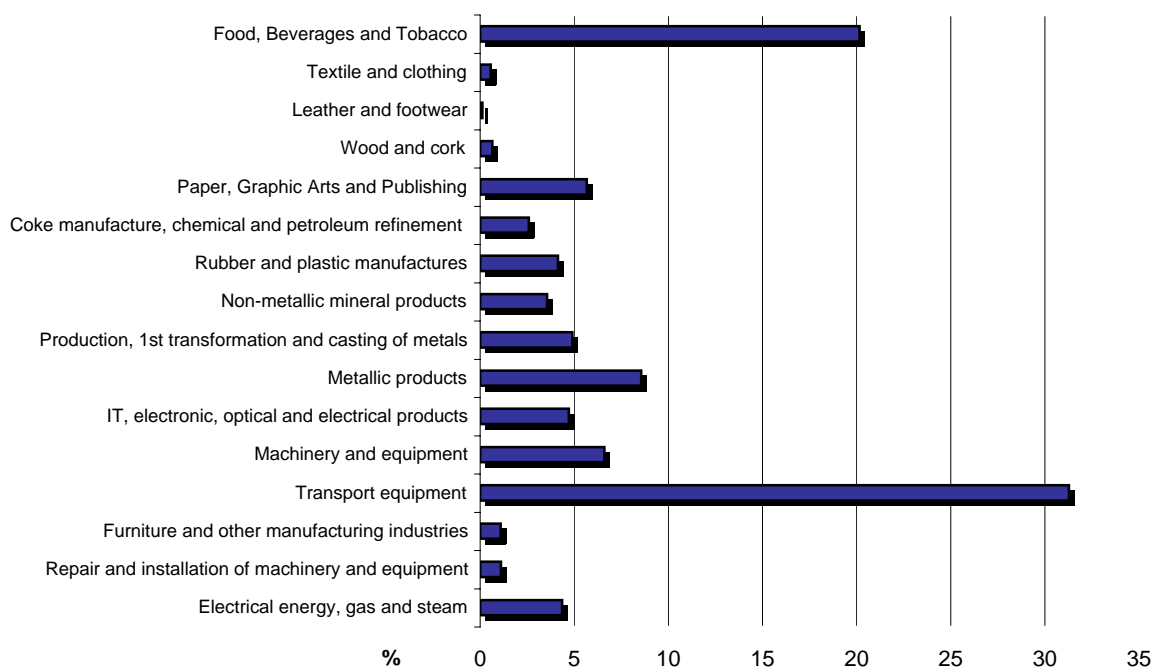
C.N.A.E-2009		Thousands of €	%
	TOTAL	8,481,395	100.0
10-11-12	Food, Beverages and Tobacco	2,842,176	33.5
13-14	Textile and clothing	115,614	1.4
15	Leather and footwear	91,863	1.1
16	Wood and cork	99,518	1.2
17-18	Paper, Graphic Arts and Publishing	182,344	2.2
19-20-21	Coke manufacture, chemical and petroleum refinement	1,695,355	20.0
22	Rubber and plastic manufactures	383,475	4.5
23	Non-metallic mineral products	374,894	4.4
24	Production, 1st transformation and casting of metals	112,031	1.3
25	Metallic products	853,627	10.1
26-27	IT, electronic, optical and electrical products	180,104	2.1
28	Machinery and equipment	155,633	1.8
29-30	Transport equipment	179,757	2.1
31-32	Furniture and other manufacturing industries	406,821	4.8
33	Repair and installation of machinery and	279,618	3.3
35	Electrical energy, gas and steam	528,566	6.2



AIPS-2009

Navarra (Comunidad foral de)

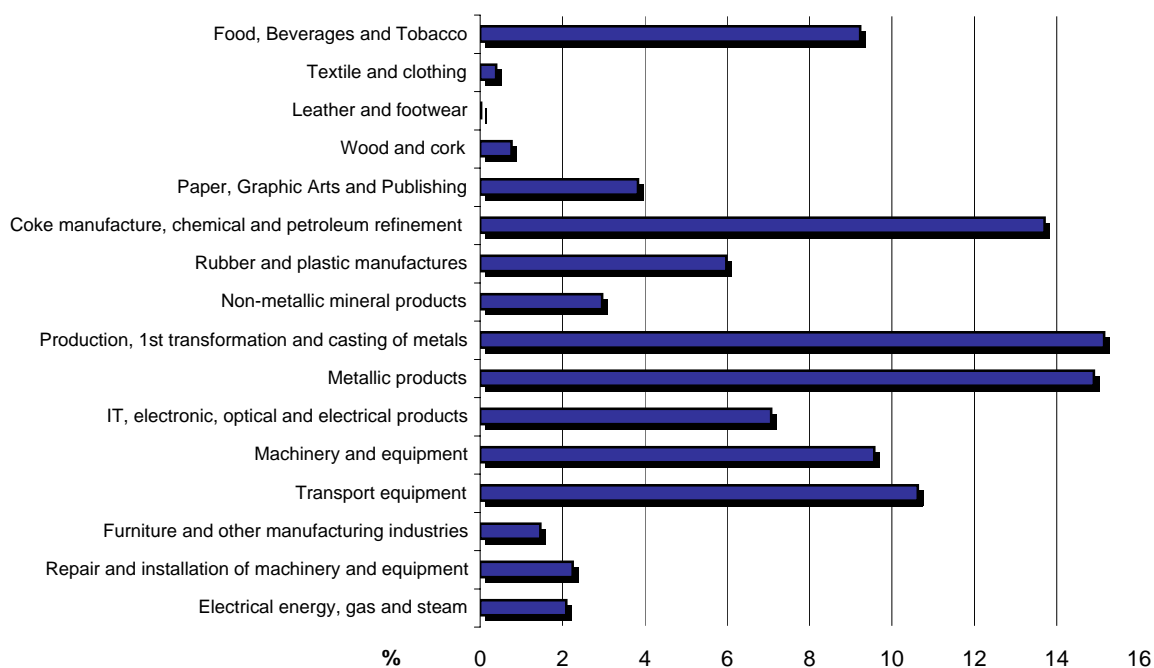
C.N.A.E-2009		Thousands of €	%
	TOTAL	11,716,711	100.0
10-11-12	Food, Beverages and Tobacco	2,360,547	20.2
13-14	Textile and clothing	66,021	0.6
15	Leather and footwear	13,958	0.1
16	Wood and cork	75,067	0.6
17-18	Paper, Graphic Arts and Publishing	664,572	5.7
19-20-21	Coke manufacture, chemical and petroleum refinement	303,269	2.6
22	Rubber and plastic manufactures	484,385	4.1
23	Non-metallic mineral products	415,856	3.6
24	Production, 1st transformation and casting of metals	574,623	4.9
25	Metallic products	1,002,133	8.6
26-27	IT, electronic, optical and electrical products	552,121	4.7
28	Machinery and equipment	772,938	6.6
29-30	Transport equipment	3,664,821	31.3
31-32	Furniture and other manufacturing industries	127,402	1.1
33	Repair and installation of machinery and	128,912	1.1
35	Electrical energy, gas and steam	510,085	4.4



AIPS-2009

País Vasco

C.N.A.E-2009		Thousands of €	%
	TOTAL	33,043,372	100.0
10-11-12	Food, Beverages and Tobacco	3,050,383	9.2
13-14	Textile and clothing	128,657	0.4
15	Leather and footwear	6,316	0.0
16	Wood and cork	252,375	0.8
17-18	Paper, Graphic Arts and Publishing	1,265,256	3.8
19-20-21	Coke manufacture, chemical and petroleum refinement	4,529,047	13.7
22	Rubber and plastic manufactures	1,975,015	6.0
23	Non-metallic mineral products	976,475	3.0
24	Production, 1st transformation and casting of metals	5,004,581	15.2
25	Metallic products	4,923,556	14.9
26-27	IT, electronic, optical and electrical products	2,337,079	7.1
28	Machinery and equipment	3,162,919	9.6
29-30	Transport equipment	3,513,674	10.6
31-32	Furniture and other manufacturing industries	481,707	1.5
33	Repair and installation of machinery and	745,016	2.3
35	Electrical energy, gas and steam	691,315	2.1



AIPS-2009

Rioja (La)

C.N.A.E-2009		Thousands of €	%
	TOTAL	3,713,943	100.0
10-11-12	Food, Beverages and Tobacco	1,721,044	46.3
13-14	Textile and clothing	65,683	1.8
15	Leather and footwear	281,730	7.6
16	Wood and cork	116,380	3.1
17-18	Paper, Graphic Arts and Publishing	97,477	2.6
19-20-21	Coke manufacture, chemical and petroleum refinement	92,155	2.5
22	Rubber and plastic manufactures	253,376	6.8
23	Non-metallic mineral products	143,404	3.9
24	Production, 1st transformation and casting of metals	51,721	1.4
25	Metallic products	367,107	9.9
26-27	IT, electronic, optical and electrical products	39,456	1.1
28	Machinery and equipment	56,184	1.5
29-30	Transport equipment	159,035	4.3
31-32	Furniture and other manufacturing industries	116,993	3.2
33	Repair and installation of machinery and	30,286	0.8
35	Electrical energy, gas and steam	121,913	3.3

