

5 May 2008

**Bankruptcy Proceedings Statistics**  
First quarter of 2008. *Provisional data*

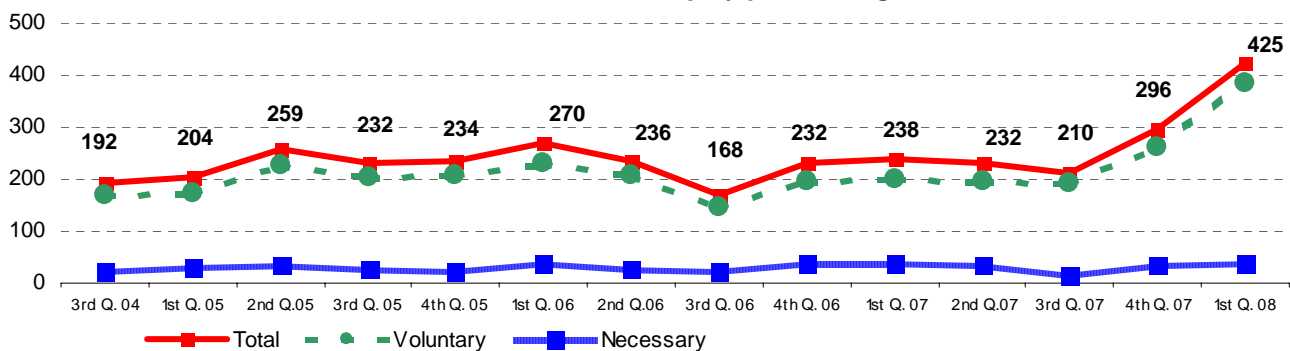
**The number of debtors processed increases 78.6% in the interannual rate**

**45.7% of the companies declared bankrupt are from Construction and Industry**

During the first quarter of 2008, the number of debtors processed reached 425, indicating a 78.6% increase as compared with the same quarter of the previous year.

By type of bankruptcy, 386 were voluntary and 39 were necessary, implying interannual increases of 92.0% and 5.4%, respectively. Considering the type of procedure, ordinary procedures increased 95.7% and abbreviated procedures increased 67.4%.

**Evolution of the number of bankruptcy proceedings**



**Number of debtors processed**

	Total	Variation rate		
		Quarter-on-quarter	Interannual	Interannual accumulated
<b>Debtors processed</b>	425	43.58	78.57	78.57
<b>Individuals without business activity</b>	66	83.33	230.00	230.00
<b>Companies declared bankrupt</b>	359	38.07	64.67	64.67
Individuals with business activity	10	11.11	11.11	11.11
Public Limited Company (PLC)	69	23.21	40.82	40.82
Private Limited Company (LTD)	277	45.79	77.56	77.56
Other	3	-40.00	-25.00	-25.00
<b>Type of bankruptcy</b>				
Voluntary	386	46.77	92.04	92.04
Necessary	39	18.18	5.41	5.41
<b>Type of procedure</b>				
Ordinary	184	34.31	95.74	95.74
Abbreviated	241	51.57	67.36	67.36

## Processed companies by legal nature and business volume interval

Of the 425 debtors processed in the first quarter, 359 were companies (individuals with business activity and corporations). Most of the companies declared bankrupt were Private Limited Companies (77.2%).

### Number of companies declared bankrupt by legal nature and business volume interval\*\*

Business volume interval	Total	Individuals*	P.L.C.	L.T.D.	Others
TOTAL	359	10	69	277	3
Less than 2 (million €)	228	10	31	185	2
2 to 5 (million €)	51	-	15	36	-
5 to 10 (million €)	19	-	8	11	-
More than 10 (million €)	21	-	11	9	1
Without classification	40	-	4	36	-

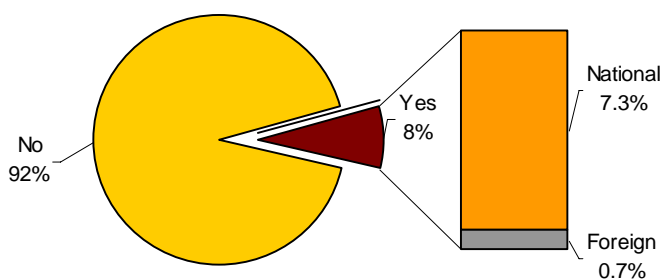
\* Individuals with business activity

\*\* Million euros per year

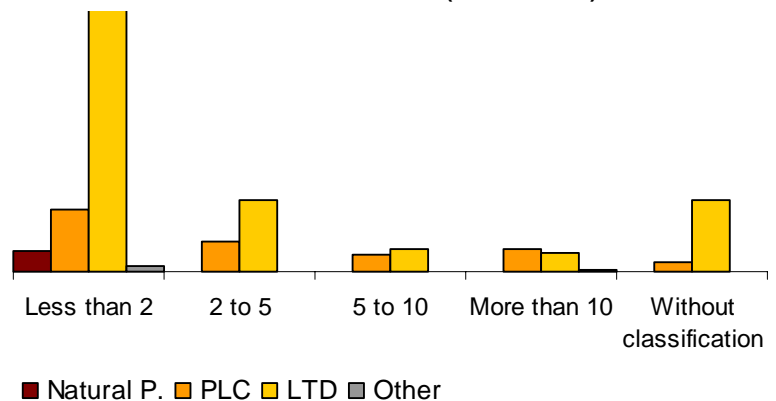
63.5% of the companies declared bankrupt were within the lowest business volume interval, less than two million euros, and were mainly Private Limited Companies.

92% of the companies declared bankrupt during the first quarter of 2008 did not belong to any business group. On the other hand, 7.3% of the companies declared bankrupt belonged to a Spanish group, and only 0.7% to a group under foreign control.

% of companies declared bankrupt belonging to a group and type of control



Number of companies declared bankrupt by legal nature and business volume (million euros)



### Companies declared bankrupt by economic activity and number of employees

23.1% of the companies declared bankrupt carried out their main activity in construction, 22.6% in industry, 15.9% in real estate and 15.6% in trade.

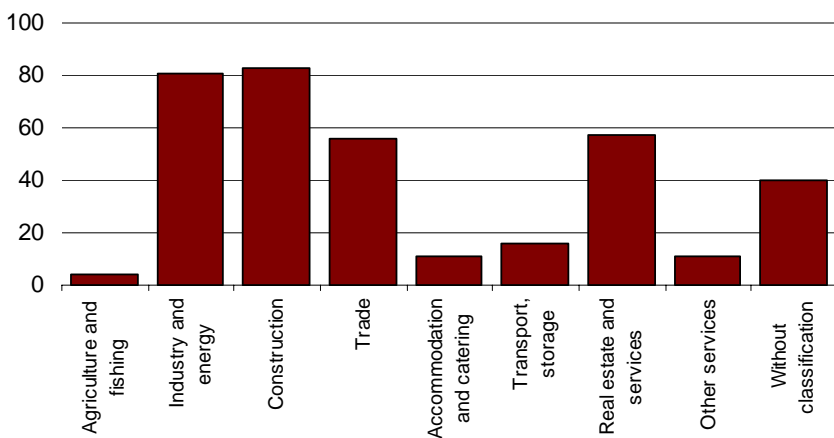
The proportion of companies declared bankrupt in construction and real estate activities, as compared with the whole of the companies declared bankrupt, increased by six and five points, respectively, as compared to the first quarter of 2007. In contrast, industry and trade decreased by eight and two points, respectively.

Regarding the number of employees, 18.9% of the total number of companies declared bankrupt ranked within the range of 20 to 49 employees.

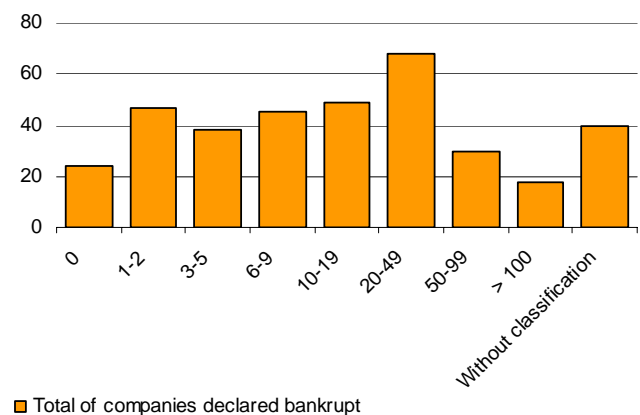
### Number of companies declared bankrupt by main activity and number of employees

Main activity	Number of employees									
	Total	0	1-2	3-5	6-9	10-19	20-49	50-99	> 100	Without class.
<b>TOTAL</b>	359	24	47	38	45	49	68	30	18	40
Agriculture and fishing	4	-	1	-	1	1	1	-	-	-
Industry and energy	81	3	6	9	5	15	26	11	6	-
Construction	83	3	8	7	9	14	21	13	8	-
Trade	56	4	12	6	16	6	8	4	-	-
Accommodation and catering	11	1	3	2	3	1	1	-	-	-
Transport, storage	16	3	-	3	4	2	4	-	-	-
Real estate and services	57	9	14	8	6	9	6	1	4	-
Other services	11	1	3	3	1	1	1	1	-	-
Without classification	40	-	-	-	-	-	-	-	-	40

Companies declared bankrupt by main activity



Companies declared bankrupt by number of employees



## Geographical distribution of debtors processed

Cataluña, Comunitat Valenciana and Andalucía accounted for 59.8% of the total debtors processed during the first quarter of 2008.

On the other hand, La Rioja, Extremadura, Cantabria and Castilla-La Mancha were the Autonomous Communities with the fewest debtors processed.

## Number of processed debtors by type of bankruptcy, type of procedure, existence of anticipated proposals for agreement and Autonomous Community

Autonomous Community	Total	Type of Bankruptcy		Type of procedure		Existence of anticipated proposal for agreement	
		Voluntary	Necessary	Ordinary	Abbrev.	No	Yes
TOTAL	425	386	39	184	241	423	2
Andalucía	74	70	4	43	31	74	-
Aragón	5	5	-	-	5	5	-
Asturias (P. de)	7	7	-	3	4	7	-
Balears (Illes)	11	7	4	6	5	11	-
Canarias	6	5	1	5	1	6	-
Cantabria	3	3	-	1	2	3	-
Castilla y León	8	7	1	5	3	8	-
Castilla-La Mancha	4	3	1	4	-	4	-
Cataluña	112	105	7	46	66	111	1
C. Valenciana	68	60	8	24	44	68	-
Extremadura	1	1	-	1	-	1	-
Galicia	23	21	2	8	15	23	-
Madrid (C. de)	48	44	4	22	26	48	-
Murcia (Región de)	12	9	3	5	7	11	1
Navarra (C. Foral)	6	6	-	-	6	6	-
País Vasco	36	32	4	11	25	36	-
Rioja (La)	1	1	-	-	1	1	-
Ceuta y Melilla	-	-	-	-	-	-	-

Source: Commercial courts, Courts of First Instance and First Instance and Criminal Court with trade jurisdiction.

Note: In March, the response rate of the courts was 97.1% (of the 69 courts to which the questionnaire was sent, 2 had not submitted any information by the deadline for the statistics)

For further information see [INEbase-www.ine.es](http://INEbase-www.ine.es) All press releases at: [www.ine.es/en/prensa/prensa\\_en.htm](http://www.ine.es/en/prensa/prensa_en.htm)

Press office: Telephone: 91 583 93 63 / 94 08 – Fax: 91 583 90 87 - [gprensa@ine.es](mailto:gprensa@ine.es)

Information area: Telephone: 91 583 91 00 – Fax: 91 583 91 58 – [www.ine.es/infoine](http://www.ine.es/infoine)

## Bankruptcy Proceedings Statistics

1st QUARTER 2008

Provisional data

### TP1. Bankrupt debtors by type of bankruptcy proceeding, type of procedure, existence of anticipated proposals of agreement and proposed content

	Total	Process type		Procedure type		Existence of anticipated proposal		Proposed content				
		Voluntary	Necessary	Ordinary	Abbreviated	No	Yes	Acquittance	Wait	Arrangement	Other creditors	
<b>TOTAL</b>	<b>425</b>	<b>386</b>	<b>39</b>	<b>184</b>	<b>241</b>	<b>423</b>	<b>2</b>	-	-	-	<b>2</b>	-
<b>Andalucía</b>	<b>74</b>	<b>70</b>	<b>4</b>	<b>43</b>	<b>31</b>	<b>74</b>	-	-	-	-	-	-
Almería	5	5	-	-	5	5	-	-	-	-	-	-
Cádiz	11	11	-	5	6	11	-	-	-	-	-	-
Córdoba	6	6	-	6	-	6	-	-	-	-	-	-
Granada	4	3	1	1	3	4	-	-	-	-	-	-
Huelva	3	3	-	-	3	3	-	-	-	-	-	-
Jaén	3	1	2	2	1	3	-	-	-	-	-	-
Málaga	24	24	-	2	4	24	-	-	-	-	-	-
Sevilla	18	17	1	9	9	18	-	-	-	-	-	-
<b>Aragón</b>	<b>5</b>	<b>5</b>	-	-	<b>5</b>	<b>5</b>	-	-	-	-	-	-
Huesca	1	1	-	-	1	1	-	-	-	-	-	-
Teruel	-	-	-	-	-	-	-	-	-	-	-	-
Zaragoza	4	4	-	-	4	4	-	-	-	-	-	-
<b>Asturias (Ppdo de)</b>	<b>7</b>	<b>7</b>	-	<b>3</b>	<b>4</b>	<b>7</b>	-	-	-	-	-	-
<b>Baleares (Illes)</b>	<b>11</b>	<b>7</b>	<b>4</b>	<b>6</b>	<b>5</b>	<b>11</b>	-	-	-	-	-	-
<b>Canarias</b>	<b>6</b>	<b>5</b>	<b>1</b>	<b>5</b>	<b>1</b>	<b>6</b>	-	-	-	-	-	-
Las Palmas	4	3	1	3	1	4	-	-	-	-	-	-
Santa C. Tenerife	2	2	-	2	-	2	-	-	-	-	-	-
<b>Cantabria</b>	<b>3</b>	<b>3</b>	-	<b>1</b>	<b>2</b>	<b>3</b>	-	-	-	-	-	-
<b>Castilla y León</b>	<b>8</b>	<b>7</b>	<b>1</b>	<b>5</b>	<b>3</b>	<b>8</b>	-	-	-	-	-	-
Ávila	-	-	-	-	-	-	-	-	-	-	-	-
Burgos	3	3	-	2	1	3	-	-	-	-	-	-
León	3	2	1	1	2	3	-	-	-	-	-	-
Palencia	-	-	-	-	-	-	-	-	-	-	-	-
Salamanca	1	1	-	1	-	1	-	-	-	-	-	-
Segovia	1	1	-	1	-	1	-	-	-	-	-	-
Soria	-	-	-	-	-	-	-	-	-	-	-	-
Valladolid	-	-	-	-	-	-	-	-	-	-	-	-
Zamora	-	-	-	-	-	-	-	-	-	-	-	-
<b>Castilla-La Mancha</b>	<b>4</b>	<b>3</b>	<b>1</b>	<b>4</b>	-	<b>4</b>	-	-	-	-	-	-
Albacete	-	-	-	-	-	-	-	-	-	-	-	-
Ciudad Real	-	-	-	-	-	-	-	-	-	-	-	-
Cuenca	1	-	1	1	-	1	-	-	-	-	-	-
Guadalajara	-	-	-	-	-	-	-	-	-	-	-	-
Toledo	3	3	-	3	-	3	-	-	-	-	-	-
<b>Cataluña</b>	<b>112</b>	<b>105</b>	<b>7</b>	<b>46</b>	<b>66</b>	<b>111</b>	<b>1</b>	-	-	-	<b>1</b>	-
Barcelona	86	81	5	39	47	85	1	-	-	-	1	-
Girona	15	15	-	2	13	15	-	-	-	-	-	-
Lleida	5	5	-	2	3	5	-	-	-	-	-	-
Tarragona	6	4	2	3	3	6	-	-	-	-	-	-
<b>Comunitat Valenciana</b>	<b>68</b>	<b>60</b>	<b>8</b>	<b>24</b>	<b>44</b>	<b>68</b>	-	-	-	-	-	-
Alicante/Alacant	15	14	1	3	12	15	-	-	-	-	-	-
Castellón/Castelló	10	10	-	3	7	10	-	-	-	-	-	-
Valencia/València	43	36	7	18	25	43	-	-	-	-	-	-
<b>Extremadura</b>	<b>1</b>	<b>1</b>	-	<b>1</b>	-	<b>1</b>	-	-	-	-	-	-
Badajoz	1	1	-	1	-	1	-	-	-	-	-	-
Cáceres	-	-	-	-	-	-	-	-	-	-	-	-
<b>Galicia</b>	<b>23</b>	<b>21</b>	<b>2</b>	<b>8</b>	<b>15</b>	<b>23</b>	-	-	-	-	-	-
Coruña A	4	3	1	-	4	4	-	-	-	-	-	-
Lugo	1	1	-	-	1	1	-	-	-	-	-	-
Ourense	-	-	-	-	-	-	-	-	-	-	-	-
Pontevedra	18	17	1	8	10	18	-	-	-	-	-	-
<b>Madrid (Comunidad de)</b>	<b>48</b>	<b>44</b>	<b>4</b>	<b>22</b>	<b>26</b>	<b>48</b>	-	-	-	-	-	-
<b>Murcia (Región de)</b>	<b>12</b>	<b>9</b>	<b>3</b>	<b>5</b>	<b>7</b>	<b>11</b>	<b>1</b>	-	-	-	<b>1</b>	-
<b>Navarra (Com. Foral de)</b>	<b>6</b>	<b>6</b>	-	-	<b>6</b>	<b>6</b>	-	-	-	-	-	-
<b>Pais Vasco</b>	<b>36</b>	<b>32</b>	<b>4</b>	<b>11</b>	<b>25</b>	<b>36</b>	-	-	-	-	-	-
Alava	8	8	-	-	8	8	-	-	-	-	-	-
Guipuzcoa	5	5	-	1	4	5	-	-	-	-	-	-
Vizcaya	23	19	4	10	13	23	-	-	-	-	-	-
<b>Rioja (La)</b>	<b>1</b>	<b>1</b>	-	-	<b>1</b>	<b>1</b>	-	-	-	-	-	-
<b>Ceuta y Melilla</b>	-	-	-	-	-	-	-	-	-	-	-	-
Ceuta	-	-	-	-	-	-	-	-	-	-	-	-
Melilla	-	-	-	-	-	-	-	-	-	-	-	-

**TP2. Bankrupt debtors by Autonomous Community and legal status**

	Total	Individuals without business activity	Companies			
			Individuals	Plc.	Private Limited Company	Other
<b>TOTAL</b>	<b>425</b>	<b>66</b>	<b>10</b>	<b>69</b>	<b>277</b>	<b>3</b>
Andalucía	74	9	3	8	54	-
Aragón	5	4	-	-	1	-
Asturias (Ppdo. De)	7	-	-	2	5	-
Balears (Illes)	11	2	-	1	8	-
Canarias	6	-	-	-	6	-
Cantabria	3	1	-	1	1	-
Castilla y León	8	1	-	-	7	-
Castilla-La-Mancha	4	-	-	1	3	-
Cataluña	112	22	1	27	61	1
Comunitat Valenciana	68	7	1	8	52	-
Extremadura	1	-	-	-	1	-
Galicia	23	2	1	3	17	-
Madrid (Comunidad de)	48	8	1	11	28	-
Murcia (Región de)	12	5	1	1	5	-
Navarra (Com. Foral de)	6	-	-	-	6	-
País Vasco	36	5	2	6	21	2
Rioja (La)	1	-	-	-	1	-
Ceuta y Melilla	-	-	-	-	-	-

BPS (APPENDIX OF TABLES) - 1st QUARTER 2008 (2/4)

**TP3. Bankrupt companies by Autonomous Community and main economic activity**

	Total	Agriculture & fishing	Industry & energy	Construction	Trade	Hotel & catering	Transp. Storage	estate agents Business services	Other services	Unclassified
<b>TOTAL</b>	<b>359</b>	<b>4</b>	<b>81</b>	<b>83</b>	<b>56</b>	<b>11</b>	<b>16</b>	<b>57</b>	<b>11</b>	<b>40</b>
Andalucía	65	1	15	18	4	2	5	12	-	8
Aragón	1	-	1	-	-	-	-	-	-	-
Asturias (Ppdo. De)	7	-	1	-	4	-	1	-	1	-
Balears (Illes)	9	-	-	2	1	1	1	2	2	-
Canarias	6	-	1	1	1	-	-	1	1	1
Cantabria	2	-	1	-	1	-	-	-	-	-
Castilla y León	7	1	2	2	-	-	-	2	-	-
Castilla-La-Mancha	4	-	3	1	-	-	-	-	-	-
Cataluña	90	-	23	17	13	5	3	14	3	12
Comunitat Valenciana	61	1	11	17	11	1	-	11	1	8
Extremadura	1	-	1	-	-	-	-	-	-	-
Galicia	21	-	9	5	4	-	1	1	-	1
Madrid (Comunidad de)	40	1	4	11	10	1	2	8	-	3
Murcia (Región de)	7	-	1	1	1	-	1	2	1	-
Navarra (Com. Foral de)	6	-	2	1	1	-	-	2	-	-
País Vasco	31	-	6	7	4	1	2	2	2	7
Rioja (La)	1	-	-	-	1	-	-	-	-	-
Ceuta y Melilla	-	-	-	-	-	-	-	-	-	-

**BPS (APPENDIX OF TABLES) - 1st QUARTER 2008 (3/4)**

**TP4. Bankrupt companies by Autonomous Community and employee groups**

	Total	Number of employees								Un-classified
		0	1-2	3-5	6-9	10-19	20-49	50-99	More than 100	
<b>TOTAL</b>	<b>359</b>	<b>24</b>	<b>47</b>	<b>38</b>	<b>45</b>	<b>49</b>	<b>68</b>	<b>30</b>	<b>18</b>	<b>40</b>
Andalucía	65	5	8	4	7	11	10	6	6	8
Aragón	1	-	-	-	-	-	1	-	-	-
Asturias (Ppdo. De)	7	-	1	1	2	1	-	1	1	-
Balears (Illes)	9	2	5	-	1	1	-	-	-	-
Canarias	6	-	-	-	1	1	1	1	1	1
Cantabria	2	-	-	1	-	-	-	1	-	-
Castilla y León	7	1	1	1	1	-	2	-	1	-
Castilla-La-Mancha	4	-	-	-	-	-	2	1	1	-
Cataluña	90	2	11	8	15	15	20	6	1	12
Comunitat Valenciana	61	2	5	8	8	8	10	9	3	8
Extremadura	1	-	-	1	-	-	-	-	-	-
Galicia	21	2	1	4	-	7	5	-	1	1
Madrid (Comunidad de)	40	7	3	3	5	2	12	3	2	3
Murcia (Región de)	7	1	2	-	2	-	1	-	1	-
Navarra (Com. Foral de)	6	-	4	-	1	1	-	-	-	-
País Vasco	31	1	6	7	2	2	4	2	-	7
Rioja (La)	1	1	-	-	-	-	-	-	-	-
Ceuta y Melilla	-	-	-	-	-	-	-	-	-	-

BPS (APPENDIX OF TABLES) - 1st QUARTER 2008 (4/4)