

27 September 2023

## Residents Travel Survey (ETR/FAMILITUR) Second quarter year 2023

**The number of trips made by residents in Spain increased by 8.5% in the second quarter of 2023 and stands at 48.4 million**

**Total expenditure increased by 14.4%, reaching 13,335 million euros**

**Andalucía, Cataluña and Comunitat Valenciana were the main destinations**

Residents in Spain made 48.4 million trips in the second quarter of 2023, 8.5% more than in the same period of 2022.

The main destination of 91.1% of the trips was within the national territory, with an increase of 7.6% as compared to the second quarter of last year. On the other hand, trips abroad increased by 18.1%, accounting for 8.9% of the total.

### Trips and average duration according to destination

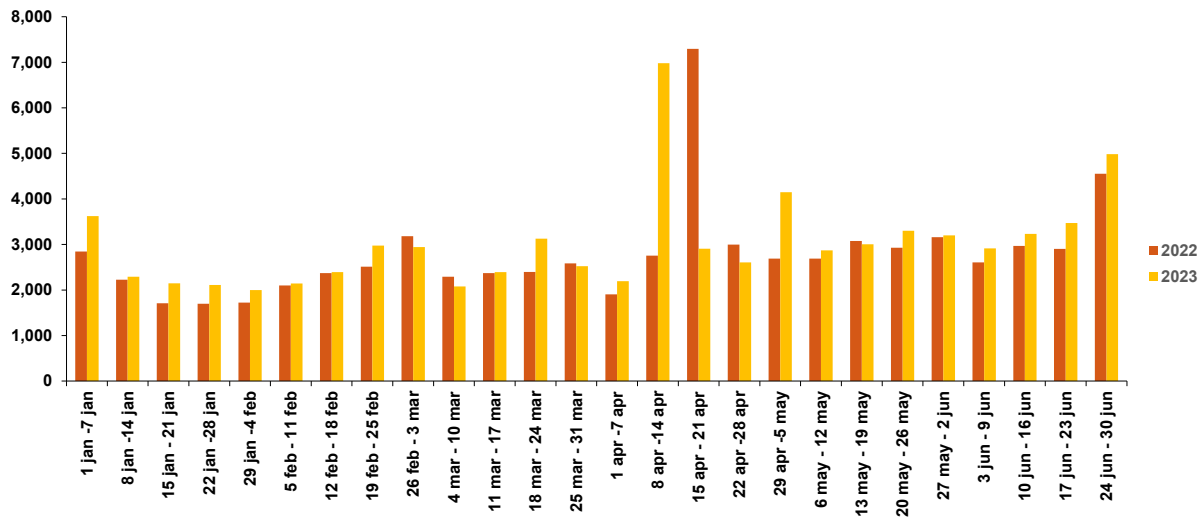
|              | Second Quarter 2023 |       |                  |                  |                  |
|--------------|---------------------|-------|------------------|------------------|------------------|
|              | Trips               |       |                  | Average duration |                  |
|              | Total               | %     | Annual variation | Overnights       | Annual variation |
| <b>TOTAL</b> | 48.435.852          | 100.0 | 8.5              | 3.3              | -1.9             |
| Spain        | 44.130.084          | 91.1  | 7.6              | 3.0              | -1.6             |
| Abroad       | 4.305.769           | 8.9   | 18.1             | 6.7              | -8.0             |

During the first six months of 2023, trips made by residents increased by 9.1% as compared with the same period of the previous year. Domestic trips increased by 6.9%, while trips abroad increased by 35.2%.

If we analyse travel by weeks<sup>1</sup>, we generally observe an increase in trips compared to the previous year, except on the third week of April, which coincided with Easter in 2022, while in 2023, Easter took place in the second week of that month.

<sup>1</sup> In order to be able to study trips by date of return, trips for the purpose of commuting to work and school have been excluded (4.7% of trips in the quarter). Also note that the last week of the third and fourth quarters of the graph have eight days, to complete the days in the quarter.

## Trips per week. First semester 2022-2023



## Trips according to purpose, accommodation and main transport

*Leisure, recreation and holiday* trips, which were the main reason for 52.2% of trips made in the second quarter, increased by 9.1%. On the other hand, *Visits to relatives or friends*, which accounted for 31.7% of the total, registered an increase of 8.2%.

Trips for *Business and other professional reasons* increased by 22.6%, while those made for *Other reasons*<sup>2</sup> fell by 13.2%.

The main reason for trips during the second quarter was leisure, for both domestic (51.4% of the total) or foreign (60.8%) destinations.

In the first six months of 2023, trips to visit family or friends increased by 8.8%, leisure trips increased by 10.3% and business trips by 21.9%. In contrast, trips made for other reasons decreased by 16.1%.

<sup>2</sup> *Other reasons* include shopping tourism, travel to places of study, other trips for education and training, health, religious reasons, company incentive trips and all other trips for personal reasons not included in another category.

## Trips by main reason and destination of the trip

|                                  | Second Quarter 2023 |       |                  |                  |                  |
|----------------------------------|---------------------|-------|------------------|------------------|------------------|
|                                  | Trips               |       |                  | Average duration |                  |
|                                  | Total               | %     | Annual variation | Overnights       | Annual variation |
| <b>TOTAL</b>                     | 48,435,852          | 100.0 | 8.5              | 3.3              | -1.9             |
| Leisure, recreation and holidays | 25,295,228          | 52.2  | 9.1              | 3.3              | 0.7              |
| Visiting relatives and friends   | 15,332,797          | 31.7  | 8.2              | 3.3              | 4.5              |
| Business and professional        | 5,088,143           | 10.5  | 22.6             | 3.2              | -16.9            |
| Other reasons                    | 2,719,685           | 5.6   | -13.2            | 3.5              | -17.9            |
| <b>SPAIN</b>                     | 44,130,084          | 100.0 | 7.6              | 3.0              | -1.6             |
| Leisure, recreation and holidays | 22,675,284          | 51.4  | 7.6              | 3.1              | -0.1             |
| Visiting relatives and friends   | 14,486,155          | 32.8  | 9.1              | 2.8              | 6.0              |
| Business and professional        | 4,497,775           | 10.2  | 20.5             | 2.9              | -20.0            |
| Other reasons                    | 2,470,870           | 5.6   | -15.3            | 3.0              | -12.3            |
| <b>ABROAD</b>                    | 4,305,769           | 100.0 | 18.1             | 6.7              | -8.0             |
| Leisure, recreation and holidays | 2,619,944           | 60.8  | 23.7             | 5.0              | 0.2              |
| Visiting relatives and friends   | 846,642             | 19.7  | -4.9             | 12.1             | 9.1              |
| Business and professional        | 590,367             | 13.7  | 41.3             | 5.5              | -6.7             |
| Other reasons                    | 248,815             | 5.8   | 13.7             | 9.3              | -44.7            |

In 40.4% of domestic trips, residents stayed in family or friends' homes. More than 17.8 million trips use this type of accommodation, with an annual increase of 11.0%.

For trips abroad, hotel accommodation was the preferred option (50.5% of trips). This type of accommodation recorded an increase of 13.6% compared to the second quarter of 2022.

During the first semester, domestic trips made by residents who stayed in family or friends homes increased by 8.7%. On the other hand, trips abroad in hotel accommodations increased by 24.7%.

## Trips according to main accommodation and destination of the trip

|   | Second Quarter 2023 |       |                  |                  |                  |
|---|---------------------|-------|------------------|------------------|------------------|
|   | Trips               |       |                  | Average duration |                  |
|   | Total               | %     | Annual variation | Overnights       | Annual variation |
| <b>TOTAL</b>                            | 48,435,852          | 100.0 | 8.5              | 3.3              | -1.9             |
| Rented accommodation                    | 20,571,979          | 42.5  | 9.8              | 3.5              | -6.2             |
| - Hotels or similar accommodation       | 12,720,411          | 26.3  | 5.6              | 3.3              | -2.8             |
| - Rented dwelling                       | 4,199,576           | 8.7   | 18.8             | 4.1              | -6.0             |
| - Other rented accommodation            | 3,651,992           | 7.5   | 15.8             | 3.1              | -19.5            |
| Non-rented accommodation                | 27,863,873          | 57.5  | 7.6              | 3.2              | 1.7              |
| - Owned dwelling                        | 8,125,521           | 16.8  | -1.1             | 2.9              | -5.1             |
| - Accommodation by relatives or friends | 18,791,780          | 38.8  | 11.1             | 3.3              | 4.4              |
| - Other non-rented accommodation        | 946,572             | 2.0   | 21.7             | 3.0              | 5.6              |
| <b>SPAIN</b>                            | 44,130,084          | 100.0 | 7.6              | 3.0              | -1.6             |
| Rented accommodation                    | 17,396,454          | 39.4  | 8.2              | 3.1              | -7.4             |
| - Hotels or similar accommodation       | 10,546,354          | 23.9  | 4.1              | 3.0              | -3.3             |
| - Rented dwelling                       | 3,516,483           | 8.0   | 13.2             | 3.7              | -9.7             |
| - Other rented accommodation            | 3,333,617           | 7.6   | 17.3             | 2.9              | -18.1            |
| Non-rented accommodation                | 26,733,630          | 60.6  | 7.3              | 2.8              | 3.0              |
| - Owned dwelling                        | 8,103,214           | 18.4  | -0.6             | 2.9              | -5.4             |
| - Accommodation by relatives or friends | 17,808,170          | 40.4  | 11.0             | 2.8              | 8.7              |
| - Other non-rented accommodation        | 822,246             | 1.9   | 14.5             | 2.4              | -10.6            |
| <b>ABROAD</b>                           | 4,305,769           | 100.0 | 18.1             | 6.7              | -8.0             |
| Rented accommodation                    | 3,175,525           | 73.8  | 19.6             | 5.3              | -5.3             |
| - Hotels or similar accommodation       | 2,174,057           | 50.5  | 13.6             | 4.9              | -4.0             |
| - Other rented accommodation            | 1,001,468           | 23.3  | 35.1             | 6.2              | -10.2            |
| Non-rented accommodation                | 1,130,243           | 26.2  | 14.1             | 10.7             | -9.8             |

As for the main type of transport used, own vehicles accounted for 79.7% of domestic trips, 4.4% more than in the same quarter of 2022. In 68.3% of the trips abroad, air transport was used, with an increase of 22.0%.

In the first six months of 2023, trips in private vehicles increased by 3.5% in domestic travel, and by 14.3% for trips abroad.

## Trips according to main means of transport and destination of trip

|                         | Second Quarter 2023 |       |                  |                  |                  |
|-------------------------|---------------------|-------|------------------|------------------|------------------|
|                         | Trips               |       |                  | Average duration |                  |
|                         | Total               | %     | Annual variation | Overnights       | Annual variation |
| <b>TOTAL</b>            | 48,435,852          | 100.0 | 8.5              | 3.3              | -1.9             |
| Air transport           | 5,806,306           | 12.0  | 26.9             | 6.1              | -12.0            |
| Private motor vehicle   | 36,254,640          | 74.9  | 4.7              | 2.8              | 0.1              |
| Bus, coach              | 2,141,826           | 4.4   | 20.9             | 3.6              | -3.2             |
| Train                   | 3,055,272           | 6.3   | 26.2             | 3.1              | -7.5             |
| Waterway                | 448,942             | 0.9   | -6.5             | 5.3              | -14.9            |
| Other type of transport | 728,866             | 1.5   | -5.0             | 4.0              | -12.4            |
| <b>SPAIN</b>            | 44,130,084          | 100.0 | 7.6              | 3.0              | -1.6             |
| Air transport           | 2,865,821           | 6.5   | 32.4             | 4.4              | -11.9            |
| Private motor vehicle   | 35,180,490          | 79.7  | 4.4              | 2.8              | 0.2              |
| Bus, coach              | 2,021,209           | 4.6   | 20.8             | 3.4              | -9.0             |
| Train                   | 3,024,113           | 6.9   | 26.6             | 3.1              | -6.7             |
| Waterway                | 342,697             | 0.8   | -2.0             | 4.2              | -16.2            |
| Other type of transport | 695,755             | 1.6   | -4.5             | 3.9              | -13.0            |
| <b>ABROAD</b>           | 4,305,769           | 100.0 | 18.1             | 6.7              | -8.0             |
| Air transport           | 2,940,486           | 68.3  | 22.0             | 7.7              | -10.6            |
| Private motor vehicle   | 1,074,151           | 24.9  | 15.0             | 3.8              | -5.7             |
| Other                   | 291,132             | 6.8   | -3.0             | 7.4              | 9.1              |

## Main destinations

The main Autonomous Communities of destination for trips by residents in the second quarter were Andalucía (17.2% of the total), Cataluña (13.2%) and Comunitat Valenciana (10.3%).

If domestic trips by residents are related to the destination, the phenomenon of travel was more intense in Castilla y León (with 1,896 trips per 1,000 inhabitants<sup>3</sup>), Cantabria (with 1,825) and Castilla - La Mancha (1,414).

## Trips by destination (abroad and Autonomous Communities)

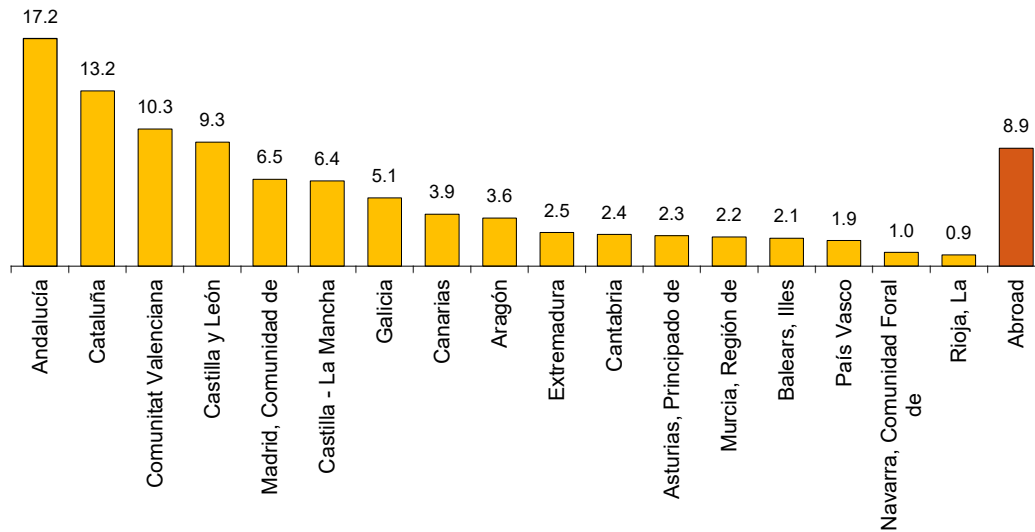
|                             | Second Quarter 2023 |              |                              |                  |                  |
|-----------------------------|---------------------|--------------|------------------------------|------------------|------------------|
|                             | Trips               |              | Trips per 1,000 inhabitants* |                  | Average duration |
|                             | Total               | %            | Total                        | Index on average | Overnights       |
| <b>TOTAL</b>                | <b>48,435,852</b>   | <b>100.0</b> | <b>889</b>                   | <b>100.0</b>     | <b>3.3</b>       |
| Abroad                      | 4,305,769           | 8.9          | ..                           | ..               | 6.7              |
| Andalucía                   | 8,308,569           | 17.2         | 925                          | 104.0            | 3.1              |
| Cataluña                    | 6,397,090           | 13.2         | 775                          | 87.2             | 2.6              |
| Comunitat Valenciana        | 5,005,453           | 10.3         | 935                          | 105.1            | 3.3              |
| Castilla y León             | 4,526,503           | 9.3          | 1,896                        | 213.3            | 2.7              |
| Madrid, Comunidad de        | 3,168,536           | 6.5          | 450                          | 50.6             | 2.7              |
| Castilla - La Mancha        | 3,109,243           | 6.4          | 1,414                        | 159.1            | 2.7              |
| Galicia                     | 2,494,336           | 5.1          | 899                          | 101.2            | 3.0              |
| Canarias                    | 1,890,812           | 3.9          | 841                          | 94.6             | 3.2              |
| Aragón                      | 1,753,477           | 3.6          | 1,281                        | 144.2            | 3.0              |
| Extremadura                 | 1,229,091           | 2.5          | 1,117                        | 125.7            | 3.5              |
| Cantabria                   | 1,155,111           | 2.4          | 1,825                        | 205.3            | 3.0              |
| Asturias, Principado de     | 1,114,193           | 2.3          | 1,056                        | 118.9            | 3.3              |
| Murcia, Región de           | 1,060,831           | 2.2          | 671                          | 75.5             | 2.8              |
| Balears, Illes              | 1,016,843           | 2.1          | 770                          | 86.6             | 3.7              |
| País Vasco                  | 934,086             | 1.9          | 422                          | 47.5             | 3.0              |
| Navarra, Comunidad Foral de | 500,109             | 1.0          | 707                          | 79.5             | 3.0              |
| Rioja, La                   | 414,576             | 0.9          | 1,286                        | 144.7            | 2.7              |
| Ceuta                       | -                   | -            | -                            | -                | -                |
| Melilla                     | -                   | -            | -                            | -                | -                |

Note: the data marked with "-" do not have sufficient sampling support. ".." indicates that data do not exist.

\* This indicator considers both the trips of the population of 15 years and over and the population aged 15 and over resident in destination (calculated as the mean of the three months of the quarter)

<sup>3</sup> For the calculation of this indicator, we have used both the trips of the population aged 15 and over, as well as the population aged 15 and over residing in the destination (calculated as an average of the population for each of the months of the quarter).

## Percentage of trips by destination. Second quarter of 2023



## Autonomous Communities of origin

Trips made by residents in Comunidad de Madrid accounted for 18.9% of the total in the second quarter. This was followed by Cataluña (16.2%) and Andalucía (14.7%).

## Trips according to Autonomous Community of residence of the travellers

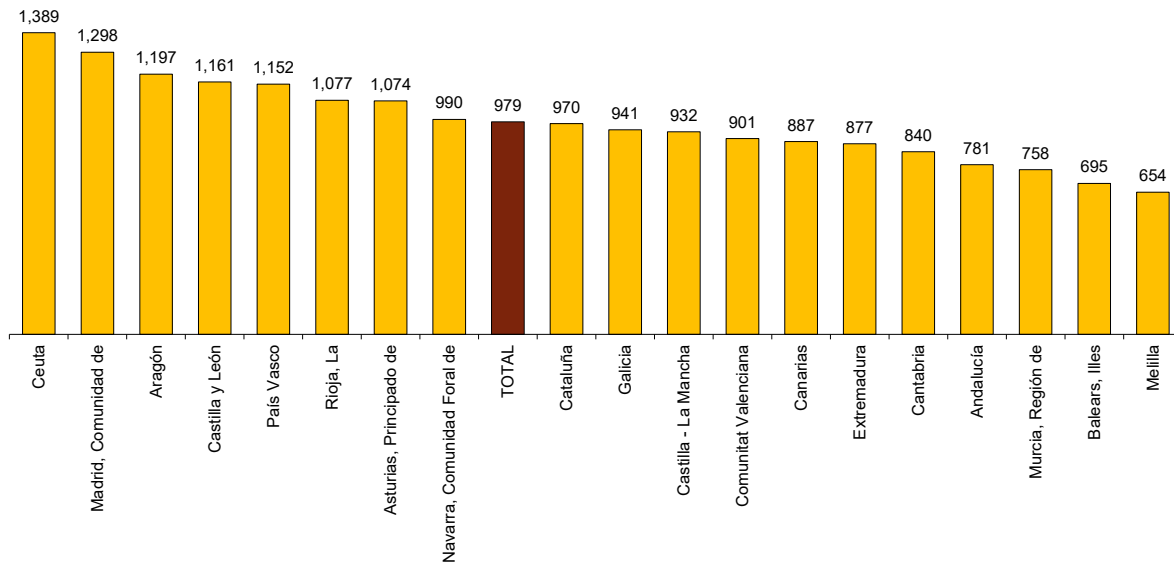
|                             | Second Quarter 2023 |       |                              |                  |                  |
|-----------------------------|---------------------|-------|------------------------------|------------------|------------------|
|                             | Trips               |       | Trips per 1,000 inhabitants* |                  | Average duration |
|                             | Total               | %     | Total                        | Index on average | Overnights       |
| <b>TOTAL</b>                | 48,435,852          | 100.0 | 979                          | 100.0            | 3.3              |
| Madrid, Comunidad de        | 9,169,712           | 18.9  | 1,298                        | 132.7            | 3.6              |
| Cataluña                    | 7,828,271           | 16.2  | 970                          | 99.1             | 3.5              |
| Andalucía                   | 7,135,730           | 14.7  | 781                          | 79.8             | 2.9              |
| Comunitat Valenciana        | 4,789,243           | 9.9   | 901                          | 92.0             | 2.9              |
| Castilla y León             | 2,747,094           | 5.7   | 1,161                        | 118.7            | 3.1              |
| País Vasco                  | 2,622,045           | 5.4   | 1,152                        | 117.7            | 4.0              |
| Galicia                     | 2,593,752           | 5.4   | 941                          | 96.2             | 2.9              |
| Castilla - La Mancha        | 1,983,709           | 4.1   | 932                          | 95.3             | 3.2              |
| Canarias                    | 1,974,943           | 4.1   | 887                          | 90.7             | 3.4              |
| Aragón                      | 1,633,658           | 3.4   | 1,197                        | 122.4            | 3.2              |
| Murcia, Región de           | 1,209,956           | 2.5   | 758                          | 77.5             | 2.6              |
| Asturias, Principado de     | 1,123,939           | 2.3   | 1,074                        | 109.8            | 3.8              |
| Balears, Illes              | 1,014,636           | 2.1   | 695                          | 71.0             | 3.7              |
| Extremadura                 | 904,502             | 1.9   | 877                          | 89.6             | 3.1              |
| Navarra, Comunidad Foral de | 682,564             | 1.4   | 990                          | 101.1            | 3.8              |
| Cantabria                   | 495,495             | 1.0   | 840                          | 85.9             | 3.6              |
| Rioja, La                   | 356,537             | 0.7   | 1,077                        | 110.1            | 3.3              |
| Ceuta                       | 112,068             | 0.2   | 1,389                        | 141.9            | 4.4              |
| Melilla                     | 57,999              | 0.1   | 654                          | 66.8             | 3.9              |

\* This indicator considers both the trips of the population of 15 years and over and the population aged 15 and over resident in origin (calculated as the mean of the three months of the quarter).

Removing the effect caused by the size of each Autonomous Community, those who travelled the most were residents of Comunidad de Madrid (1,298 trips per 1,000 inhabitants<sup>4</sup>), Aragón (1,197) and Castilla y León (1,161).

In turn, Illes Balears (695 trips per 1,000 inhabitants), Región de Murcia (758) and Andalucía (781) were the Autonomous Communities with the lowest ratio of trips by inhabitants.

## Trips per 1,000 inhabitants by Autonomous Community of residence. Second quarter of 2023



## Travel expenditure

The total travel expenditure in the second quarter reached 13,335.4 million euros, indicating a 14.4% increase as compared with the same period of 2022.

Total expenses on domestic trips increased by 9.7% and on trips abroad by 27.1%.

The average daily expenditure stood at 72 euros for domestic trips and 138 euros for trips abroad.

During the first semester of 2023, total expenditure rose by 21.1%. The increase was 12.2% for domestic trips and 45.5% for trips abroad.

## Expenditure by destination

| Second Quarter 2023       |                 |                  |               |                                |               |                           |            |
|---------------------------|-----------------|------------------|---------------|--------------------------------|---------------|---------------------------|------------|
| Total expenditure         |                 |                  |               | Average expenditure per person |               | Daily average expenditure |            |
| Total (millions of euros) | %               | Annual variation | Total (euros) | Annual variation               | Total (euros) | Annual variation          |            |
| <b>TOTAL</b>              | <b>13,335.4</b> | <b>100.0</b>     | <b>14.4</b>   | <b>275</b>                     | <b>5.4</b>    | <b>84</b>                 | <b>7.5</b> |
| Spain                     | 9,360.8         | 70.2             | 9.7           | 212                            | 1.9           | 72                        | 3.6        |
| Abroad                    | 3,974.6         | 29.8             | 27.1          | 923                            | 7.6           | 138                       | 17.0       |

<sup>4</sup> This considers the resident population aged 15 years old or over (calculated as the average of the population of each of the months of the quarter).

In domestic travel, *expenditure on bars and restaurants*, which accounted for the largest share of total expenditure (26.8%), increased by 17.7% compared to the second quarter of 2022.

On trips abroad, *expenditure on transport* represented the largest percentage of the total (32.5%), with an annual increase of 30.1%.

During the first six months of the year, *expenditure on bars and restaurants* for domestic trips increased by 19.6% compared with the same period in 2022. In turn, *expenditure on transport* for trips abroad increased by 46.2%.

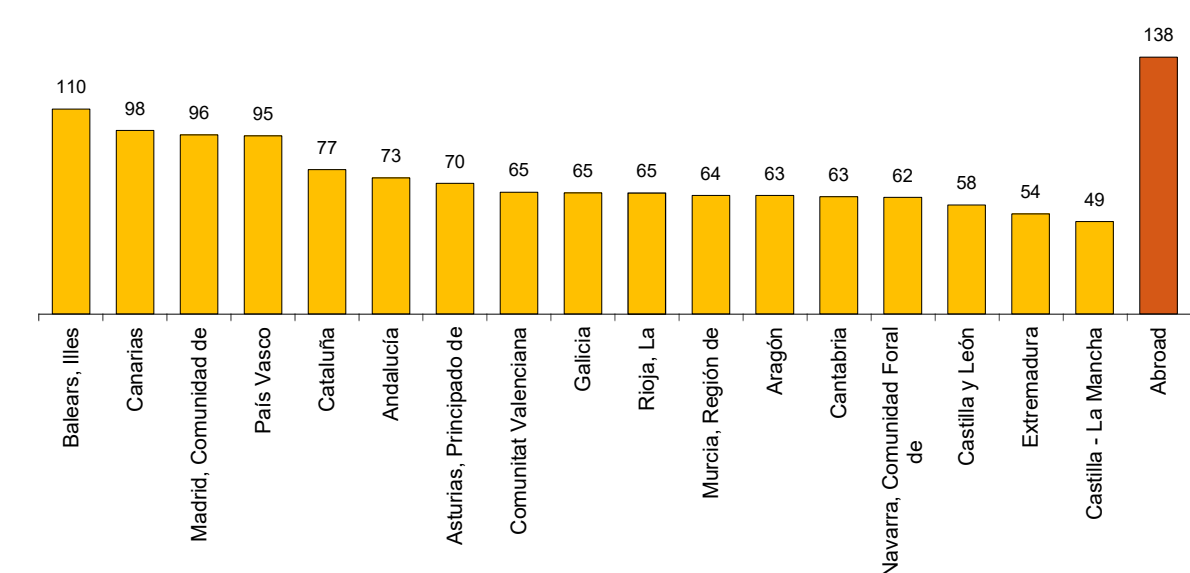
## Expenditure by item of expenditure according to destination

|   | Second Quarter 2023 |              |             |                     |              |            |                     |              |             |
|---|---------------------|--------------|-------------|---------------------|--------------|------------|---------------------|--------------|-------------|
|   | Total               |              |             | Spain               |              |            | Abroad              |              |             |
|   | (millions of euros) | %            | Annual      | (millions of euros) | %            | Annual     | (millions of euros) | %            | Annual      |
| <b>TOTAL EXPENDITURE</b>                | <b>13,335.4</b>     | <b>100.0</b> | <b>14.4</b> | <b>9,360.8</b>      | <b>100.0</b> | <b>9.7</b> | <b>3,974.6</b>      | <b>100.0</b> | <b>27.1</b> |
| Expenditure on tourist package          | 1,024.8             | 7.7          | 25.5        | 404.1               | 4.3          | 3.1        | 620.7               | 15.6         | 46.1        |
| Expenditure excluded on tourist package | 12,310.5            | 92.3         | 13.6        | 8,956.7             | 95.7         | 10.0       | 3,353.9             | 84.4         | 24.1        |
| - Expenditure on accommodation          | 3,351.0             | 25.1         | 14.4        | 2,470.5             | 26.4         | 10.5       | 880.5               | 22.2         | 26.8        |
| - Expenditure on transport              | 3,423.7             | 25.7         | 15.5        | 2,133.0             | 22.8         | 8.1        | 1,290.7             | 32.5         | 30.1        |
| - Expenditure on restaurants/cafés      | 3,120.6             | 23.4         | 17.8        | 2,505.0             | 26.8         | 17.7       | 615.6               | 15.5         | 18.4        |
| - Other expenditure                     | 2,415.2             | 18.1         | 5.2         | 1,848.2             | 19.7         | 2.6        | 567.0               | 14.3         | 14.6        |

With regard to the main Autonomous Community of destination, the highest average daily expenditures were registered in trips to Illes Balears (110 euros), Canarias (98) and Comunidad de Madrid (96).

In turn, the lowest values were found in Castilla-La Mancha (49 euros), Extremadura (54) and Castilla y León (58).

## Average daily expenditure per person according to destination. Second quarter of 2023



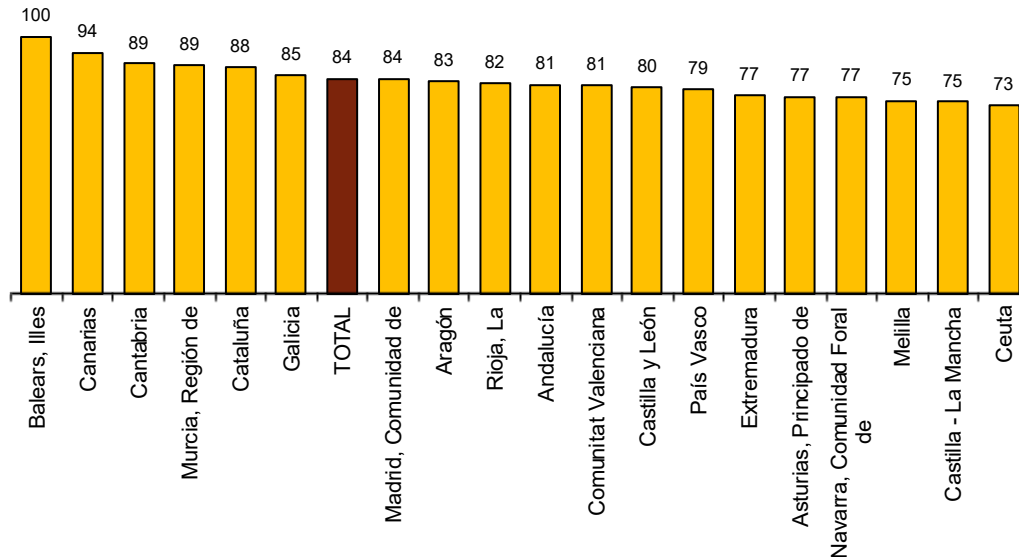
By Autonomous Community of origin, the highest average daily expenditure was made by residents in Illes Balears (100 euros), Canarias (94), Cantabria and Región de Murcia (89).



In turn, the lowest values were found in Castilla - La Mancha (75 euros) and Comunidad Foral de Navarra, Principado de Asturias and Extremadura (77 euros for all three of them).

## Average daily expenditure per person by AC of residence Second quarter 2023

Euros



## Monthly data

In April, there were 17.6 million trips, in May, 15.4 million and in June, 15.5 million. Trips made in April had an average duration of 3.7 nights, higher than the duration of trips made in May and June, of 3.0 and 3.1, respectively.

April was the month with the lowest percentage of trips within the Autonomous Community of residence (42.1%, compared to 47.3% in June). This was due to the higher percentage of trips to other Autonomous Communities (48.3% of the total) and abroad (9.5%).

The main reason for travelling in all months was leisure, recreation and holidays, representing 56.0% of trips in June. Trips for professional reasons reached a peak in May, with 11.7% of the total.

April is the month with the highest proportion of non-market accommodation (60.0%). Hotel accommodations and other market accommodations recorded their highest weight in June, with 28.4% and 18.2%, respectively.

## Trips by month and main characteristics

|                                  | Second Quarter 2023 |       |            |       |            |       |
|----------------------------------|---------------------|-------|------------|-------|------------|-------|
|                                  | April               |       | May        |       | June       |       |
|                                  | Trips               |       | Trips      |       | Trips      |       |
|                                  | Total               | %     | Total      | %     | Total      | %     |
| <b>TOTAL</b>                     | 17,551,137          | 100.0 | 15,410,377 | 100.0 | 15,474,338 | 100.0 |
| <b>TYPE OF DESTINATION</b>       |                     |       |            |       |            |       |
| Spain                            | 15,880,153          | 90.5  | 14,231,797 | 92.4  | 14,018,133 | 90.6  |
| Within the Autonomous Community  | 7,396,512           | 42.1  | 7,241,748  | 47.0  | 7,312,940  | 47.3  |
| To other Autonomous Community    | 8,483,641           | 48.3  | 6,990,050  | 45.4  | 6,705,194  | 43.3  |
| Abroad                           | 1,670,984           | 9.5   | 1,178,580  | 7.6   | 1,456,205  | 9.4   |
| <b>PURPOSE</b>                   |                     |       |            |       |            |       |
| Leisure, recreation and holidays | 9,055,347           | 51.6  | 7,577,484  | 49.2  | 8,662,396  | 56.0  |
| Visiting relatives and friends   | 5,748,999           | 32.8  | 5,083,462  | 33.0  | 4,500,336  | 29.1  |
| Business and professional        | 1,780,742           | 10.1  | 1,805,981  | 11.7  | 1,501,420  | 9.7   |
| Other reasons                    | 966,049             | 5.5   | 943,450    | 6.1   | 810,185    | 5.2   |
| <b>ACCOMMODATION</b>             |                     |       |            |       |            |       |
| Hotels and similar accommodation | 4,363,498           | 24.9  | 3,963,934  | 25.7  | 4,392,979  | 28.4  |
| Other rented accommodation       | 2,664,722           | 15.2  | 2,362,845  | 15.3  | 2,824,001  | 18.2  |
| Non-rented accommodation         | 10,522,917          | 60.0  | 9,083,598  | 58.9  | 8,257,358  | 53.4  |

## Excursions

The resident population aged 15 years or older took 52.4 million excursions<sup>5</sup> in the second quarter, with an annual decrease of 0.3%. 95.7% of excursions were made for personal reasons and 4.3% for professional reasons.

85.8% of the excursions were made within the Autonomous Community of residence, with an annual decrease of 2.4%.

12.9% of excursions were to another Autonomous Community and 1.3% to foreign countries. The number of excursions rose by 14.3% in the former and by 24.0% in those with destinations abroad.

## Excursions according to destination

|                                 | Second Quarter 2023 |       |                  |
|---------------------------------|---------------------|-------|------------------|
|                                 | Same-day visits     |       |                  |
|                                 | Total               | %     | Annual variation |
| <b>TOTAL</b>                    | 52,382,057          | 100.0 | -0.3             |
| <b>SPAIN</b>                    | 51,723,571          | 98.7  | -0.5             |
| Within the Autonomous Community | 44,955,979          | 85.8  | -2.4             |
| To other Autonomous Community   | 6,767,592           | 12.9  | 14.3             |
| <b>ABROAD</b>                   | 658,486             | 1.3   | 24.0             |

## Data reviews and updates

The data published today is final and is not subject to further revision. All results are available on INEBase.

<sup>5</sup> An excursion is considered any visit without an overnight stay outside the person's usual environment. Trips that are part of someone's normal routine are excluded, as are those made from second homes, from a cruise ship, or from any other accommodation other than the usual one.

## Methodological note

The main objective of the Residents Travel Survey (ETR/FAMILITUR) is to provide information on the trips and excursions carried out each month by the population resident in Spain, both within the country and abroad, and their main characteristics (duration, expenditure, reason, accommodation, etc.).

In addition, the survey provides annual information on the percentage of the population travelling for personal reasons and investigates the reasons given by those who do not travel.

**Type of operation:** quarterly continuous survey.

**Population scope:** Resident population aged 15 and over in family dwellings (indirect information regarding trips taken by children under 15 is also provided).

**Geographical scope:** the entire national territory.

**Reference period of the results:** month, quarter, year (depending on the variable and the degree of disaggregation).

**Sample size:** the effective monthly sample is around 8,200 persons, who provide information on the trips completed in the two months prior to the interview. Thus, the results of a reference month are obtained from around 16,400 questionnaires.

**Type of sampling:** stratified three-stage random sampling is used. The framework is the MDG Georeferenced Address Framework. The first stage units are the census sections, the second stage units are the dwellings, and a person aged 15 or over has been selected within each dwelling. The stratification criterion in the first stage was the size of the municipality to which the section belongs. In both cases, a variable is used as a substratification criterion to define the household's propensity to travel.

The selected persons collaborate three times in alternate months over six months, leave the sample one semester, and are interviewed another three times during the following semester.

**Collection method:** computer-assisted telephone or personal interviews, online questionnaire (since 2018).

For further information, the methodology can be accessed at:

[https://www.ine.es/daco/daco42/etr/etr\\_metodologia.pdf](https://www.ine.es/daco/daco42/etr/etr_metodologia.pdf)

And the standardised methodological report at:

<https://www.ine.es/dynt3/metadatos/es/RespuestaDatos.html?oe=16023>

INE statistics are produced in accordance with the Code of Good Practice for European Statistics, which is the basis for the institution's quality policy and strategy. For more information see the section on [Quality at INE and the Code of Best Practices](#) on the INE website.

---

For further information see **INEbase:** [www.ine.es/en/](http://www.ine.es/en/) Twitter: [@es\\_ine](https://twitter.com/es_ine)

All press releases at: [www.ine.es/en/prensa/prensa\\_en.htm](http://www.ine.es/en/prensa/prensa_en.htm)

**Press office:** Telephone numbers: (+34) 91 583 93 63 /94 08 – [gpremsa@ine.es](mailto:gpremsa@ine.es)

**Information Area:** Telephone number: (+34) 91 583 91 00 – [www.ine.es/infoine/?L=1](http://www.ine.es/infoine/?L=1)

---

## Residents Travel Survey (ETR/FAMILITUR) Second Quarter 2023

### 1. Trips by main destination

|              | Quarterly data    |              |                  | Accumulated data  |              |                  |
|--------------|-------------------|--------------|------------------|-------------------|--------------|------------------|
|              | Trips             | %            | Annual variation | Trips             | %            | Annual variation |
| <b>TOTAL</b> | <b>48,435,852</b> | <b>100.0</b> | <b>8.5</b>       | <b>83,690,028</b> | <b>100.0</b> | <b>9.1</b>       |
| Spain        | 44,130,084        | 91.1         | 7.6              | 75,625,567        | 90.4         | 6.9              |
| Abroad       | 4,305,769         | 8.9          | 18.1             | 8,064,461         | 9.6          | 35.2             |

### 2. Trips by main purpose of the trip and destination

|                                  | Quarterly data    |              |                  | Accumulated data  |              |                  |
|----------------------------------|-------------------|--------------|------------------|-------------------|--------------|------------------|
|                                  | Trips             | %            | Annual variation | Trips             | %            | Annual variation |
| <b>TOTAL</b>                     | <b>48,435,852</b> | <b>100.0</b> | <b>8.5</b>       | <b>83,690,028</b> | <b>100.0</b> | <b>9.1</b>       |
| Leisure, recreation and holidays | 25,295,228        | 52.2         | 9.1              | 40,115,135        | 47.9         | 10.3             |
| Visiting relatives and friends   | 15,332,797        | 31.7         | 8.2              | 29,374,136        | 35.1         | 8.8              |
| Business and professional        | 5,088,143         | 10.5         | 22.6             | 9,608,898         | 11.5         | 21.9             |
| Other reasons                    | 2,719,685         | 5.6          | -13.2            | 4,591,860         | 5.5          | -16.1            |
| <b>SPAIN</b>                     | <b>44,130,084</b> | <b>100.0</b> | <b>7.6</b>       | <b>75,625,567</b> | <b>100.0</b> | <b>6.9</b>       |
| Leisure, recreation and holidays | 22,675,284        | 51.4         | 7.6              | 35,555,788        | 47.0         | 7.8              |
| Visiting relatives and friends   | 14,486,155        | 32.8         | 9.1              | 27,427,885        | 36.3         | 7.8              |
| Business and professional        | 4,497,775         | 10.2         | 20.5             | 8,420,161         | 11.1         | 17.4             |
| Other reasons                    | 2,470,870         | 5.6          | -15.3            | 4,221,733         | 5.6          | -18.7            |
| <b>ABROAD</b>                    | <b>4,305,769</b>  | <b>100.0</b> | <b>18.1</b>      | <b>8,064,461</b>  | <b>100.0</b> | <b>35.2</b>      |
| Leisure, recreation and holidays | 2,619,944         | 60.8         | 23.7             | 4,559,347         | 56.5         | 33.8             |
| Visiting relatives and friends   | 846,642           | 19.7         | -4.9             | 1,946,251         | 24.1         | 24.5             |
| Business and professional        | 590,367           | 13.7         | 41.3             | 1,188,736         | 14.7         | 66.8             |
| Other reasons                    | 248,815           | 5.8          | 13.7             | 370,127           | 4.6          | 32.0             |

### 3. Trips by main type of accommodation and destination

|   | Quarterly data    |              |                  | Accumulated data  |              |                  |
|---|-------------------|--------------|------------------|-------------------|--------------|------------------|
|   | Trips             | %            | Annual variation | Trips             | %            | Annual variation |
| <b>TOTAL</b>                            | <b>48,435,852</b> | <b>100.0</b> | <b>8.5</b>       | <b>83,690,028</b> | <b>100.0</b> | <b>9.1</b>       |
| Rented accommodation                    | 20,571,979        | 42.5         | 9.8              | 34,435,153        | 41.1         | 13.6             |
| - Hotels or similar accommodation       | 12,720,411        | 26.3         | 5.6              | 21,659,825        | 25.9         | 9.7              |
| - Rented dwelling                       | 4,199,576         | 8.7          | 18.8             | 7,223,310         | 8.6          | 22.5             |
| - Other rented accommodation            | 3,651,992         | 7.5          | 15.8             | 5,552,018         | 6.6          | 18.7             |
| Non-rented accommodation                | 27,863,873        | 57.5         | 7.6              | 49,254,876        | 58.9         | 6.1              |
| - Owned dwelling                        | 8,125,521         | 16.8         | -1.1             | 13,617,144        | 16.3         | -4.3             |
| - Accommodation by relatives or friends | 18,791,780        | 38.8         | 11.1             | 34,135,067        | 40.8         | 10.5             |
| - Other non-rented accommodation        | 946,572           | 2.0          | 21.7             | 1,502,664         | 1.8          | 15.2             |
| <b>SPAIN</b>                            | <b>44,130,084</b> | <b>100.0</b> | <b>7.6</b>       | <b>75,625,567</b> | <b>100.0</b> | <b>6.9</b>       |
| Rented accommodation                    | 17,396,454        | 39.4         | 8.2              | 28,860,005        | 38.2         | 10.4             |
| - Hotels or similar accommodation       | 10,546,354        | 23.9         | 4.1              | 17,760,540        | 23.5         | 6.8              |
| - Rented dwelling                       | 3,516,483         | 8.0          | 13.2             | 6,069,732         | 8.0          | 17.3             |
| - Other rented accommodation            | 3,333,617         | 7.6          | 17.3             | 5,029,734         | 6.7          | 16.1             |
| Non-rented accommodation                | 26,733,630        | 60.6         | 7.3              | 46,765,562        | 61.8         | 4.8              |
| - Owned dwelling                        | 8,103,214         | 18.4         | -0.6             | 13,497,615        | 17.8         | -4.4             |
| - Accommodation by relatives or friends | 17,808,170        | 40.4         | 11.0             | 31,922,464        | 42.2         | 8.7              |
| - Other non-rented accommodation        | 822,246           | 1.9          | 14.5             | 1,345,483         | 1.8          | 16.3             |
| <b>ABROAD</b>                           | <b>4,305,769</b>  | <b>100.0</b> | <b>18.1</b>      | <b>8,064,461</b>  | <b>100.0</b> | <b>35.2</b>      |
| Rented accommodation                    | 3,175,525         | 73.8         | 19.6             | 5,575,148         | 69.1         | 33.0             |
| - Hotels or similar accommodation       | 2,174,057         | 50.5         | 13.6             | 3,899,285         | 48.4         | 24.7             |
| - Other rented accommodation            | 1,001,468         | 23.3         | 35.1             | 1,675,863         | 20.8         | 57.2             |
| Non-rented accommodation                | 1,130,243         | 26.2         | 14.1             | 2,489,313         | 30.9         | 40.5             |

#### 4. Overnights by main destination

|              | Quarterly data     |              |                  | Accumulated data   |              |                  |
|--------------|--------------------|--------------|------------------|--------------------|--------------|------------------|
|              | Overnights         | %            | Annual variation | Overnights         | %            | Annual variation |
| <b>TOTAL</b> | <b>159,467,479</b> | <b>100.0</b> | <b>6.5</b>       | <b>277,202,162</b> | <b>100.0</b> | <b>9.8</b>       |
| Spain        | 130,576,752        | 81.9         | 6.0              | 219,475,167        | 79.2         | 5.9              |
| Abroad       | 28,890,727         | 18.1         | 8.7              | 57,726,995         | 20.8         | 27.9             |

#### 5. Overnights by main purpose of the trip and destination

|                                  | Quarterly data     |              |                  | Accumulated data   |              |                  |
|----------------------------------|--------------------|--------------|------------------|--------------------|--------------|------------------|
|                                  | Overnights         | %            | Annual variation | Overnights         | %            | Annual variation |
| <b>TOTAL</b>                     | <b>159,467,479</b> | <b>100.0</b> | <b>6.5</b>       | <b>277,202,162</b> | <b>100.0</b> | <b>9.8</b>       |
| Leisure, recreation and holidays | 82,873,425         | 52.0         | 9.8              | 125,219,814        | 45.2         | 12.9             |
| Visiting relatives and friends   | 50,691,171         | 31.8         | 13.0             | 104,364,647        | 37.6         | 14.9             |
| Business and professional        | 16,258,291         | 10.2         | 1.9              | 31,919,620         | 11.5         | 8.5              |
| Other reasons                    | 9,644,591          | 6.0          | -28.8            | 15,698,082         | 5.7          | -25.8            |
| <b>SPAIN</b>                     | <b>130,576,752</b> | <b>100.0</b> | <b>6.0</b>       | <b>219,475,167</b> | <b>100.0</b> | <b>5.9</b>       |
| Leisure, recreation and holidays | 69,782,909         | 53.4         | 7.5              | 101,860,289        | 46.4         | 7.0              |
| Visiting relatives and friends   | 40,444,648         | 31.0         | 15.7             | 79,966,534         | 36.4         | 14.9             |
| Business and professional        | 13,020,329         | 10.0         | -3.6             | 25,242,559         | 11.5         | -0.1             |
| Other reasons                    | 7,328,865          | 5.6          | -25.7            | 12,405,785         | 5.7          | -28.0            |
| <b>ABROAD</b>                    | <b>28,890,727</b>  | <b>100.0</b> | <b>8.7</b>       | <b>57,726,995</b>  | <b>100.0</b> | <b>27.9</b>      |
| Leisure, recreation and holidays | 13,090,516         | 45.3         | 23.9             | 23,359,525         | 40.5         | 48.3             |
| Visiting relatives and friends   | 10,246,523         | 35.5         | 3.7              | 24,398,112         | 42.3         | 14.6             |
| Business and professional        | 3,237,962          | 11.2         | 31.8             | 6,677,061          | 11.6         | 60.1             |
| Other reasons                    | 2,315,725          | 8.0          | -37.1            | 3,292,297          | 5.7          | -16.3            |

#### 6. Overnights by main type of accommodation and destination

|   | Quarterly data     |              |                  | Accumulated data   |              |                  |
|---|--------------------|--------------|------------------|--------------------|--------------|------------------|
|   | Overnights         | %            | Annual variation | Overnights         | %            | Annual variation |
| <b>TOTAL</b>                            | <b>159,467,479</b> | <b>100.0</b> | <b>6.5</b>       | <b>277,202,162</b> | <b>100.0</b> | <b>9.8</b>       |
| Rented accommodation                    | 71,372,782         | 44.8         | 3.0              | 116,146,691        | 41.9         | 10.6             |
| - Hotels or similar accommodation       | 42,592,302         | 26.7         | 2.6              | 69,064,360         | 24.9         | 8.6              |
| - Rented dwelling                       | 17,326,689         | 10.9         | 11.7             | 29,831,947         | 10.8         | 24.0             |
| - Other rented accommodation            | 11,453,791         | 7.2          | -6.8             | 17,250,384         | 6.2          | -0.3             |
| Non-rented accommodation                | 88,094,697         | 55.2         | 9.4              | 161,055,471        | 58.1         | 9.3              |
| - Owned dwelling                        | 23,580,847         | 14.8         | -6.1             | 38,347,692         | 13.8         | -8.5             |
| - Accommodation by relatives or friends | 61,642,235         | 38.7         | 15.9             | 118,227,061        | 42.7         | 16.2             |
| - Other non-rented accommodation        | 2,871,615          | 1.8          | 28.5             | 4,480,719          | 1.6          | 19.0             |
| <b>SPAIN</b>                            | <b>130,576,752</b> | <b>100.0</b> | <b>6.0</b>       | <b>219,475,167</b> | <b>100.0</b> | <b>5.9</b>       |
| Rented accommodation                    | 54,594,122         | 41.8         | 0.2              | 86,618,288         | 39.5         | 4.7              |
| - Hotels or similar accommodation       | 32,014,000         | 24.5         | 0.7              | 50,463,147         | 23.0         | 5.2              |
| - Rented dwelling                       | 12,982,696         | 9.9          | 2.3              | 22,306,743         | 10.2         | 12.0             |
| - Other rented accommodation            | 9,597,426          | 7.4          | -3.9             | 13,848,398         | 6.3          | -6.7             |
| Non-rented accommodation                | 75,982,630         | 58.2         | 10.5             | 132,856,879        | 60.5         | 6.7              |
| - Owned dwelling                        | 23,312,107         | 17.9         | -6.0             | 37,333,860         | 17.0         | -9.4             |
| - Accommodation by relatives or friends | 50,703,426         | 38.8         | 20.6             | 92,010,276         | 41.9         | 14.7             |
| - Other non-rented accommodation        | 1,967,097          | 1.5          | 2.3              | 3,512,742          | 1.6          | 14.4             |
| <b>ABROAD</b>                           | <b>28,890,727</b>  | <b>100.0</b> | <b>8.7</b>       | <b>57,726,995</b>  | <b>100.0</b> | <b>27.9</b>      |
| Rented accommodation                    | 16,778,660         | 58.1         | 13.3             | 29,528,403         | 51.2         | 32.7             |
| - Hotels or similar accommodation       | 10,578,302         | 36.6         | 9.1              | 18,601,213         | 32.2         | 19.0             |
| - Other rented accommodation            | 6,200,358          | 21.5         | 21.3             | 10,927,190         | 18.9         | 64.9             |
| Non-rented accommodation                | 12,112,067         | 41.9         | 2.9              | 28,198,592         | 48.8         | 23.2             |

### 7. Average duration by main destination

|              | Quarterly data   |                  | Accumulated data |                  |
|--------------|------------------|------------------|------------------|------------------|
|              | Average duration | Annual variation | Average duration | Annual variation |
| <b>TOTAL</b> | 3.3              | -1.9             | 3.3              | 0.7              |
| Spain        | 3.0              | -1.6             | 2.9              | -0.9             |
| Abroad       | 6.7              | -8.0             | 7.2              | -5.4             |

### 8. Average duration by main purpose of the trip and destination

|                                  | Quarterly data   |                  | Accumulated data |                  |
|----------------------------------|------------------|------------------|------------------|------------------|
|                                  | Average duration | Annual variation | Average duration | Annual variation |
| <b>TOTAL</b>                     | 3.3              | -1.9             | 3.3              | 0.7              |
| Leisure, recreation and holidays | 3.3              | 0.7              | 3.1              | 2.4              |
| Visiting relatives and friends   | 3.3              | 4.5              | 3.6              | 5.6              |
| Business and professional        | 3.2              | -16.9            | 3.3              | -11.0            |
| Other reasons                    | 3.5              | -17.9            | 3.4              | -11.6            |
| <b>SPAIN</b>                     | 3.0              | -1.6             | 2.9              | -0.9             |
| Leisure, recreation and holidays | 3.1              | -0.1             | 2.9              | -0.7             |
| Visiting relatives and friends   | 2.8              | 6.0              | 2.9              | 6.6              |
| Business and professional        | 2.9              | -20.0            | 3.0              | -14.9            |
| Other reasons                    | 3.0              | -12.3            | 2.9              | -11.5            |
| <b>ABROAD</b>                    | 6.7              | -8.0             | 7.2              | -5.4             |
| Leisure, recreation and holidays | 5.0              | 0.2              | 5.1              | 10.8             |
| Visiting relatives and friends   | 12.1             | 9.1              | 12.5             | -7.9             |
| Business and professional        | 5.5              | -6.7             | 5.6              | -4.0             |
| Other reasons                    | 9.3              | -44.7            | 8.9              | -36.6            |

### 9. Average duration by main type of accommodation and destination

|   | Quarterly data   |                  | Accumulated data |                  |
|---|------------------|------------------|------------------|------------------|
|   | Average duration | Annual variation | Average duration | Annual variation |
| <b>TOTAL</b>                            | 3.3              | -1.9             | 3.3              | 0.7              |
| Rented accommodation                    | 3.5              | -6.2             | 3.4              | -2.6             |
| - Hotels or similar accommodation       | 3.3              | -2.8             | 3.2              | -1.0             |
| - Rented dwelling                       | 4.1              | -6.0             | 4.1              | 1.2              |
| - Other rented accommodation            | 3.1              | -19.5            | 3.1              | -16.0            |
| Non-rented accommodation                | 3.2              | 1.7              | 3.3              | 3.0              |
| - Owned dwelling                        | 2.9              | -5.1             | 2.8              | -4.5             |
| - Accommodation by relatives or friends | 3.3              | 4.4              | 3.5              | 5.2              |
| - Other non-rented accommodation        | 3.0              | 5.6              | 3.0              | 3.3              |
| <b>SPAIN</b>                            | 3.0              | -1.6             | 2.9              | -0.9             |
| Rented accommodation                    | 3.1              | -7.4             | 3.0              | -5.2             |
| - Hotels or similar accommodation       | 3.0              | -3.3             | 2.8              | -1.5             |
| - Rented dwelling                       | 3.7              | -9.7             | 3.7              | -4.5             |
| - Other rented accommodation            | 2.9              | -18.1            | 2.8              | -19.6            |
| Non-rented accommodation                | 2.8              | 3.0              | 2.8              | 1.9              |
| - Owned dwelling                        | 2.9              | -5.4             | 2.8              | -5.2             |
| - Accommodation by relatives or friends | 2.8              | 8.7              | 2.9              | 5.5              |
| - Other non-rented accommodation        | 2.4              | -10.6            | 2.6              | -1.6             |
| <b>ABROAD</b>                           | 6.7              | -8.0             | 7.2              | -5.4             |
| Rented accommodation                    | 5.3              | -5.3             | 5.3              | -0.2             |
| - Hotels or similar accommodation       | 4.9              | -4.0             | 4.8              | -4.6             |
| - Other rented accommodation            | 6.2              | -10.2            | 6.5              | 4.9              |
| Non-rented accommodation                | 10.7             | -9.8             | 11.3             | -12.4            |

### 10. Total expenditure by main destination

|              | Quarterly data                           |              |                     | Accumulated data                         |              |                     |
|--------------|--|--------------|---------------------|--|--------------|---------------------|
|              | Total expenditure<br>(millions of euros) | %            | Annual<br>variation | Total expenditure<br>(millions of euros) | %            | Annual<br>variation |
| <b>TOTAL</b> | <b>13,335.4</b>                          | <b>100.0</b> | <b>14.4</b>         | <b>22,646.9</b>                          | <b>100.0</b> | <b>21.1</b>         |
| Spain        | 9,360.8                                  | 70.2         | 9.7                 | 15,376.3                                 | 67.9         | 12.2                |
| Abroad       | 3,974.6                                  | 29.8         | 27.1                | 7,270.6                                  | 32.1         | 45.5                |

### 11. Total expenditure by main purpose of the trip and destination

|                                  | Quarterly data                           |              |                     | Accumulated data                         |              |                     |
|----------------------------------|--|--------------|---------------------|--|--------------|---------------------|
|                                  | Total expenditure<br>(millions of euros) | %            | Annual<br>variation | Total expenditure<br>(millions of euros) | %            | Annual<br>variation |
| <b>TOTAL</b>                     | <b>13,335.4</b>                          | <b>100.0</b> | <b>14.4</b>         | <b>22,646.9</b>                          | <b>100.0</b> | <b>21.1</b>         |
| Leisure, recreation and holidays | 7,693.9                                  | 57.7         | 18.4                | 12,053.1                                 | 53.2         | 25.6                |
| Visiting relatives and friends   | 2,600.1                                  | 19.5         | 9.9                 | 5,090.0                                  | 22.5         | 16.1                |
| Business and professional        | 2,301.9                                  | 17.3         | 14.0                | 4,358.2                                  | 19.2         | 22.4                |
| Other reasons                    | 739.5                                    | 5.5          | -4.8                | 1,145.5                                  | 5.1          | -1.2                |
| <b>SPAIN</b>                     | <b>9,360.8</b>                           | <b>100.0</b> | <b>9.7</b>          | <b>15,376.3</b>                          | <b>100.0</b> | <b>12.2</b>         |
| Leisure, recreation and holidays | 5,539.5                                  | 59.2         | 15.4                | 8,213.8                                  | 53.4         | 15.2                |
| Visiting relatives and friends   | 1,932.0                                  | 20.6         | 12.7                | 3,712.0                                  | 24.1         | 20.3                |
| Business and professional        | 1,408.2                                  | 15.0         | -3.7                | 2,663.9                                  | 17.3         | 3.0                 |
| Other reasons                    | 481.0                                    | 5.1          | -13.3               | 786.6                                    | 5.1          | -13.3               |
| <b>ABROAD</b>                    | <b>3,974.6</b>                           | <b>100.0</b> | <b>27.1</b>         | <b>7,270.6</b>                           | <b>100.0</b> | <b>45.5</b>         |
| Leisure, recreation and holidays | 2,154.4                                  | 54.2         | 27.0                | 3,839.3                                  | 52.8         | 55.4                |
| Visiting relatives and friends   | 668.1                                    | 16.8         | 2.6                 | 1,378.0                                  | 19.0         | 6.1                 |
| Business and professional        | 893.7                                    | 22.5         | 60.3                | 1,694.3                                  | 23.3         | 74.0                |
| Other reasons                    | 258.5                                    | 6.5          | 16.5                | 358.9                                    | 4.9          | 41.9                |

### 12. Total expenditure by main type of accommodation and destination

|   | Quarterly data                           |              |                     | Accumulated data                         |              |                     |
|---|--|--------------|---------------------|--|--------------|---------------------|
|   | Total expenditure<br>(millions of euros) | %            | Annual<br>variation | Total expenditure<br>(millions of euros) | %            | Annual<br>variation |
| <b>TOTAL</b>                            | <b>13,335.4</b>                          | <b>100.0</b> | <b>14.4</b>         | <b>22,646.9</b>                          | <b>100.0</b> | <b>21.1</b>         |
| Rented accommodation                    | 9,600.4                                  | 72.0         | 14.6                | 15,857.3                                 | 70.0         | 23.7                |
| - Hotels or similar accommodation       | 6,748.9                                  | 50.6         | 11.6                | 11,184.8                                 | 49.4         | 19.3                |
| - Rented dwelling                       | 1,845.0                                  | 13.8         | 34.2                | 3,064.3                                  | 13.5         | 43.0                |
| - Other rented accommodation            | 1,006.5                                  | 7.5          | 5.3                 | 1,608.2                                  | 7.1          | 23.7                |
| Non-rented accommodation                | 3,734.9                                  | 28.0         | 13.9                | 6,789.6                                  | 30.0         | 15.4                |
| - Owned dwelling                        | 814.3                                    | 6.1          | -5.0                | 1,351.7                                  | 6.0          | -3.8                |
| - Accommodation by relatives or friends | 2,755.1                                  | 20.7         | 19.5                | 5,193.6                                  | 22.9         | 21.3                |
| - Other non-rented accommodation        | 165.6                                    | 1.2          | 43.1                | 244.3                                    | 1.1          | 25.1                |
| <b>SPAIN</b>                            | <b>9,360.8</b>                           | <b>100.0</b> | <b>9.7</b>          | <b>15,376.3</b>                          | <b>100.0</b> | <b>12.2</b>         |
| Rented accommodation                    | 6,371.9                                  | 68.1         | 9.1                 | 10,132.9                                 | 65.9         | 12.5                |
| - Hotels or similar accommodation       | 4,389.4                                  | 46.9         | 7.1                 | 7,000.7                                  | 45.5         | 10.3                |
| - Rented dwelling                       | 1,254.9                                  | 13.4         | 20.2                | 2,064.5                                  | 13.4         | 25.2                |
| - Other rented accommodation            | 727.6                                    | 7.8          | 4.2                 | 1,067.7                                  | 6.9          | 5.7                 |
| Non-rented accommodation                | 2,988.9                                  | 31.9         | 11.1                | 5,243.4                                  | 34.1         | 11.6                |
| - Owned dwelling                        | 797.8                                    | 8.5          | -5.6                | 1,298.7                                  | 8.4          | -5.7                |
| - Accommodation by relatives or friends | 2,091.5                                  | 22.3         | 19.6                | 3,771.2                                  | 24.5         | 18.8                |
| - Other non-rented accommodation        | 99.6                                     | 1.1          | 2.1                 | 173.5                                    | 1.1          | 18.3                |
| <b>ABROAD</b>                           | <b>3,974.6</b>                           | <b>100.0</b> | <b>27.1</b>         | <b>7,270.6</b>                           | <b>100.0</b> | <b>45.5</b>         |
| Rented accommodation                    | 3,228.5                                  | 81.2         | 27.2                | 5,724.4                                  | 78.7         | 50.2                |
| - Hotels or similar accommodation       | 2,359.5                                  | 59.4         | 21.0                | 4,184.1                                  | 57.5         | 38.2                |
| - Other rented accommodation            | 869.0                                    | 21.9         | 47.6                | 1,540.3                                  | 21.2         | 96.6                |
| Non-rented accommodation                | 746.1                                    | 18.8         | 26.9                | 1,546.2                                  | 21.3         | 30.6                |



### 13. Average expenditure by main destination

|        | Quarterly data                         |                  | Accumulated data                       |                  |
|--------|--|------------------|--|------------------|
|        | Average expenditure per person (euros) | Annual variation | Average expenditure per person (euros) | Annual variation |
| TOTAL  | 275                                    | 5.4              | 271                                    | 11.0             |
| Spain  | 212                                    | 1.9              | 203                                    | 5.0              |
| Abroad | 923                                    | 7.6              | 902                                    | 7.6              |

### 14. Average expenditure by main purpose of the trip and destination

|                                  | Quarterly data                         |                  | Accumulated data                       |                  |
|----------------------------------|--|------------------|--|------------------|
|                                  | Average expenditure per person (euros) | Annual variation | Average expenditure per person (euros) | Annual variation |
| TOTAL                            | 275                                    | 5.4              | 271                                    | 11.0             |
| Leisure, recreation and holidays | 304                                    | 8.6              | 300                                    | 13.9             |
| Visiting relatives and friends   | 170                                    | 1.6              | 173                                    | 6.7              |
| Business and professional        | 452                                    | -7.0             | 454                                    | 0.5              |
| Other reasons                    | 272                                    | 9.7              | 249                                    | 17.7             |
| SPAIN                            | 212                                    | 1.9              | 203                                    | 5.0              |
| Leisure, recreation and holidays | 244                                    | 7.2              | 231                                    | 6.9              |
| Visiting relatives and friends   | 133                                    | 3.3              | 135                                    | 11.6             |
| Business and professional        | 313                                    | -20.1            | 316                                    | -12.3            |
| Other reasons                    | 195                                    | 2.3              | 186                                    | 6.6              |
| ABROAD                           | 923                                    | 7.6              | 902                                    | 7.6              |
| Leisure, recreation and holidays | 822                                    | 2.7              | 842                                    | 16.1             |
| Visiting relatives and friends   | 789                                    | 7.9              | 708                                    | -14.7            |
| Business and professional        | 1,514                                  | 13.4             | 1,425                                  | 4.4              |
| Other reasons                    | 1,039                                  | 2.5              | 970                                    | 7.5              |

### 15. Average expenditure by main type of accommodation and destination

|   | Quarterly data                         |                  | Accumulated data                       |                  |
|---|--|------------------|--|------------------|
|   | Average expenditure per person (euros) | Annual variation | Average expenditure per person (euros) | Annual variation |
| TOTAL                                   | 275                                    | 5.4              | 271                                    | 11.0             |
| Rented accommodation                    | 467                                    | 4.4              | 460                                    | 8.9              |
| - Hotels or similar accommodation       | 531                                    | 5.7              | 516                                    | 8.8              |
| - Rented dwelling                       | 439                                    | 13.0             | 424                                    | 16.7             |
| - Other rented accommodation            | 276                                    | -9.1             | 290                                    | 4.2              |
| Non-rented accommodation                | 134                                    | 5.9              | 138                                    | 8.8              |
| - Owned dwelling                        | 100                                    | -4.0             | 99                                     | 0.5              |
| - Accommodation by relatives or friends | 147                                    | 7.5              | 152                                    | 9.7              |
| - Other non-rented accommodation        | 175                                    | 17.6             | 163                                    | 8.6              |
| SPAIN                                   | 212                                    | 1.9              | 203                                    | 5.0              |
| Rented accommodation                    | 366                                    | 0.9              | 351                                    | 1.9              |
| - Hotels or similar accommodation       | 416                                    | 2.9              | 394                                    | 3.2              |
| - Rented dwelling                       | 357                                    | 6.2              | 340                                    | 6.7              |
| - Other rented accommodation            | 218                                    | -11.2            | 212                                    | -9.0             |
| Non-rented accommodation                | 112                                    | 3.5              | 112                                    | 6.5              |
| - Owned dwelling                        | 98                                     | -5.0             | 96                                     | -1.3             |
| - Accommodation by relatives or friends | 117                                    | 7.8              | 118                                    | 9.2              |
| - Other non-rented accommodation        | 121                                    | -10.8            | 129                                    | 1.7              |
| ABROAD                                  | 923                                    | 7.6              | 902                                    | 7.6              |
| Rented accommodation                    | 1,017                                  | 6.3              | 1,027                                  | 12.9             |
| - Hotels or similar accommodation       | 1,085                                  | 6.5              | 1,073                                  | 10.8             |
| - Other rented accommodation            | 868                                    | 9.3              | 919                                    | 25.1             |
| Non-rented accommodation                | 660                                    | 11.2             | 621                                    | -7.1             |



### 16. Daily average expenditure by main destination

|              | Quarterly data                    |                  | Accumulated data                  |                  |
|--------------|-----------------------------------|------------------|-----------------------------------|------------------|
|              | Daily average expenditure (euros) | Annual variation | Daily average expenditure (euros) | Annual variation |
| <b>TOTAL</b> | 84                                | 7.5              | 82                                | 10.2             |
| Spain        | 72                                | 3.6              | 70                                | 5.9              |
| Abroad       | 138                               | 17.0             | 126                               | 13.8             |

### 17. Daily average expenditure by main purpose of the trip and destination

|                                  | Quarterly data                    |                  | Accumulated data                  |                  |
|----------------------------------|-----------------------------------|------------------|-----------------------------------|------------------|
|                                  | Daily average expenditure (euros) | Annual variation | Daily average expenditure (euros) | Annual variation |
| <b>TOTAL</b>                     | 84                                | 7.5              | 82                                | 10.2             |
| Leisure, recreation and holidays | 93                                | 7.8              | 96                                | 11.2             |
| Visiting relatives and friends   | 51                                | -2.7             | 49                                | 1.1              |
| Business and professional        | 142                               | 11.9             | 137                               | 12.9             |
| Other reasons                    | 77                                | 33.7             | 73                                | 33.1             |
| <b>SPAIN</b>                     | 72                                | 3.6              | 70                                | 5.9              |
| Leisure, recreation and holidays | 79                                | 7.3              | 81                                | 7.6              |
| Visiting relatives and friends   | 48                                | -2.5             | 46                                | 4.7              |
| Business and professional        | 108                               | -0.1             | 106                               | 3.1              |
| Other reasons                    | 66                                | 16.6             | 63                                | 20.4             |
| <b>ABROAD</b>                    | 138                               | 17.0             | 126                               | 13.8             |
| Leisure, recreation and holidays | 165                               | 2.5              | 164                               | 4.8              |
| Visiting relatives and friends   | 65                                | -1.1             | 56                                | -7.4             |
| Business and professional        | 276                               | 21.6             | 254                               | 8.7              |
| Other reasons                    | 112                               | 85.3             | 109                               | 69.5             |

### 18. Daily average expenditure by main type of accommodation and destination

|   | Quarterly data                    |                  | Accumulated data                  |                  |
|---|-----------------------------------|------------------|-----------------------------------|------------------|
|   | Daily average expenditure (euros) | Annual variation | Daily average expenditure (euros) | Annual variation |
| <b>TOTAL</b>                            | 84                                | 7.5              | 82                                | 10.2             |
| Rented accommodation                    | 135                               | 11.3             | 137                               | 11.8             |
| - Hotels or similar accommodation       | 158                               | 8.7              | 162                               | 9.8              |
| - Rented dwelling                       | 106                               | 20.1             | 103                               | 15.4             |
| - Other rented accommodation            | 88                                | 13.0             | 93                                | 24.1             |
| Non-rented accommodation                | 42                                | 4.1              | 42                                | 5.6              |
| - Owned dwelling                        | 35                                | 1.1              | 35                                | 5.1              |
| - Accommodation by relatives or friends | 45                                | 3.1              | 44                                | 4.3              |
| - Other non-rented accommodation        | 58                                | 11.3             | 55                                | 5.1              |
| <b>SPAIN</b>                            | 72                                | 3.6              | 70                                | 5.9              |
| Rented accommodation                    | 117                               | 8.9              | 117                               | 7.4              |
| - Hotels or similar accommodation       | 137                               | 6.4              | 139                               | 4.8              |
| - Rented dwelling                       | 97                                | 17.6             | 93                                | 11.7             |
| - Other rented accommodation            | 76                                | 8.5              | 77                                | 13.2             |
| Non-rented accommodation                | 39                                | 0.5              | 39                                | 4.6              |
| - Owned dwelling                        | 34                                | 0.3              | 35                                | 4.2              |
| - Accommodation by relatives or friends | 41                                | -0.8             | 41                                | 3.5              |
| - Other non-rented accommodation        | 51                                | -0.2             | 49                                | 3.4              |
| <b>ABROAD</b>                           | 138                               | 17.0             | 126                               | 13.8             |
| Rented accommodation                    | 192                               | 12.3             | 194                               | 13.2             |
| - Hotels or similar accommodation       | 223                               | 10.9             | 225                               | 16.1             |
| - Other rented accommodation            | 140                               | 21.7             | 141                               | 19.2             |
| Non-rented accommodation                | 62                                | 23.3             | 55                                | 6.0              |

### 19. Expenditure by expenditure categories and main destination

|   | Total               |       |                  | Spain               |       |                  | Abroad              |       |                  |
|---|---------------------|-------|------------------|---------------------|-------|------------------|---------------------|-------|------------------|
|   | (millions of euros) | %     | Annual variation | (millions of euros) | %     | Annual variation | (millions of euros) | %     | Annual variation |
| TOTAL EXPENDITURE                       | 13,335.4            | 100.0 | 14.4             | 9,360.8             | 100.0 | 9.7              | 3,974.6             | 100.0 | 27.1             |
| Expenditure on tourist package          | 1,024.8             | 7.7   | 25.5             | 404.1               | 4.3   | 3.1              | 620.7               | 15.6  | 46.1             |
| Expenditure excluded on tourist package | 12,310.5            | 92.3  | 13.6             | 8,956.7             | 95.7  | 10.0             | 3,353.9             | 84.4  | 24.1             |
| - Expenditure on accommodation          | 3,351.0             | 25.1  | 14.4             | 2,470.5             | 26.4  | 10.5             | 880.5               | 22.2  | 26.8             |
| - Expenditure on transport              | 3,423.7             | 25.7  | 15.5             | 2,133.0             | 22.8  | 8.1              | 1,290.7             | 32.5  | 30.1             |
| - Expenditure on restaurants/cafés      | 3,120.6             | 23.4  | 17.8             | 2,505.0             | 26.8  | 17.7             | 615.6               | 15.5  | 18.4             |
| - Other expenditure                     | 2,415.2             | 18.1  | 5.2              | 1,848.2             | 19.7  | 2.6              | 567.0               | 14.3  | 14.6             |

### 20. Trips, overnights and expenditure by Autonomous Community of residence

|                             | Trips      |       | Overnights  |       | Total expenditure (millions of euros) |       | Average expenditure per person (euros) | Daily average expenditure (euros) |
|-----------------------------|------------|-------|-------------|-------|---------------------------------------|-------|--|-----------------------------------|
|                             | Total      | %     | Total       | %     | Total                                 | %     | Total                                  | Total                             |
| TOTAL                       | 48,435,852 | 100.0 | 159,467,479 | 100.0 | 13,335.4                              | 100.0 | 275                                    | 84                                |
| Andalucía                   | 7,135,730  | 14.7  | 20,710,957  | 13.0  | 1,686.5                               | 12.6  | 236                                    | 81                                |
| Aragón                      | 1,633,658  | 3.4   | 5,275,157   | 3.3   | 435.9                                 | 3.3   | 267                                    | 83                                |
| Asturias, Principado de     | 1,123,939  | 2.3   | 4,258,739   | 2.7   | 326.3                                 | 2.4   | 290                                    | 77                                |
| Balears, Illes              | 1,014,636  | 2.1   | 3,772,615   | 2.4   | 377.6                                 | 2.8   | 372                                    | 100                               |
| Canarias                    | 1,974,943  | 4.1   | 6,772,604   | 4.2   | 635.8                                 | 4.8   | 322                                    | 94                                |
| Cantabria                   | 495,495    | 1.0   | 1,794,881   | 1.1   | 160.5                                 | 1.2   | 324                                    | 89                                |
| Castilla y León             | 2,747,094  | 5.7   | 8,378,866   | 5.3   | 672.9                                 | 5.0   | 245                                    | 80                                |
| Castilla - La Mancha        | 1,983,709  | 4.1   | 6,320,610   | 4.0   | 471.3                                 | 3.5   | 238                                    | 75                                |
| Cataluña                    | 7,828,271  | 16.2  | 27,047,553  | 17.0  | 2,385.5                               | 17.9  | 305                                    | 88                                |
| Comunitat Valenciana        | 4,789,243  | 9.9   | 13,759,304  | 8.6   | 1,116.4                               | 8.4   | 233                                    | 81                                |
| Extremadura                 | 904,502    | 1.9   | 2,775,927   | 1.7   | 213.7                                 | 1.6   | 236                                    | 77                                |
| Galicia                     | 2,593,752  | 5.4   | 7,609,138   | 4.8   | 646.7                                 | 4.8   | 249                                    | 85                                |
| Madrid, Comunidad de        | 9,169,712  | 18.9  | 32,799,287  | 20.6  | 2,741.3                               | 20.6  | 299                                    | 84                                |
| Murcia, Región de           | 1,209,956  | 2.5   | 3,121,799   | 2.0   | 277.2                                 | 2.1   | 229                                    | 89                                |
| Navarra, Comunidad Foral de | 682,564    | 1.4   | 2,561,310   | 1.6   | 196.1                                 | 1.5   | 287                                    | 77                                |
| País Vasco                  | 2,622,045  | 5.4   | 10,605,441  | 6.7   | 841.6                                 | 6.3   | 321                                    | 79                                |
| Rioja, La                   | 356,537    | 0.7   | 1,182,590   | 0.7   | 96.7                                  | 0.7   | 271                                    | 82                                |
| Ceuta                       | 112,068    | 0.2   | 496,523     | 0.3   | 36.3                                  | 0.3   | 324                                    | 73                                |
| Melilla                     | 57,999     | 0.1   | 224,179     | 0.1   | 16.9                                  | 0.1   | 291                                    | 75                                |

### 21. Trips, overnights and expenditure by destination (abroad and Autonomous Community)

|                             | Trips      |       | Overnights  |       | Total expenditure (millions of euros) |       | Average expenditure per person (euros) | Daily average expenditure (euros) |
|-----------------------------|------------|-------|-------------|-------|---------------------------------------|-------|--|-----------------------------------|
|                             | Total      | %     | Total       | %     | Total                                 | %     | Total                                  | Total                             |
| TOTAL                       | 48,435,852 | 100.0 | 159,467,479 | 100.0 | 13,335.4                              | 100.0 | 275                                    | 84                                |
| Abroad                      | 4,305,769  | 8.9   | 28,890,727  | 18.1  | 3,974.6                               | 29.8  | 923                                    | 138                               |
| Andalucía                   | 8,308,569  | 17.2  | 25,661,487  | 16.1  | 1,869.9                               | 14.0  | 225                                    | 73                                |
| Aragón                      | 1,753,477  | 3.6   | 5,194,815   | 3.3   | 329.6                                 | 2.5   | 188                                    | 63                                |
| Asturias, Principado de     | 1,114,193  | 2.3   | 3,645,028   | 2.3   | 255.1                                 | 1.9   | 229                                    | 70                                |
| Balears, Illes              | 1,016,843  | 2.1   | 3,758,886   | 2.4   | 413.0                                 | 3.1   | 406                                    | 110                               |
| Canarias                    | 1,890,812  | 3.9   | 5,996,070   | 3.8   | 589.8                                 | 4.4   | 312                                    | 98                                |
| Cantabria                   | 1,155,111  | 2.4   | 3,475,980   | 2.2   | 218.8                                 | 1.6   | 189                                    | 63                                |
| Castilla y León             | 4,526,503  | 9.3   | 12,227,289  | 7.7   | 713.5                                 | 5.4   | 158                                    | 58                                |
| Castilla - La Mancha        | 3,109,243  | 6.4   | 8,519,026   | 5.3   | 421.6                                 | 3.2   | 136                                    | 49                                |
| Cataluña                    | 6,397,090  | 13.2  | 16,682,616  | 10.5  | 1,290.5                               | 9.7   | 202                                    | 77                                |
| Comunitat Valenciana        | 5,005,453  | 10.3  | 16,334,993  | 10.2  | 1,065.7                               | 8.0   | 213                                    | 65                                |
| Extremadura                 | 1,229,091  | 2.5   | 4,276,149   | 2.7   | 229.2                                 | 1.7   | 186                                    | 54                                |
| Galicia                     | 2,494,336  | 5.1   | 7,503,389   | 4.7   | 487.3                                 | 3.7   | 195                                    | 65                                |
| Madrid, Comunidad de        | 3,168,536  | 6.5   | 8,664,476   | 5.4   | 832.0                                 | 6.2   | 263                                    | 96                                |
| Murcia, Región de           | 1,060,831  | 2.2   | 3,002,063   | 1.9   | 190.9                                 | 1.4   | 180                                    | 64                                |
| Navarra, Comunidad Foral de | 500,109    | 1.0   | 1,478,630   | 0.9   | 92.3                                  | 0.7   | 185                                    | 62                                |
| País Vasco                  | 934,086    | 1.9   | 2,792,298   | 1.8   | 266.4                                 | 2.0   | 285                                    | 95                                |
| Rioja, La                   | 414,576    | 0.9   | 1,137,835   | 0.7   | 73.8                                  | 0.6   | 178                                    | 65                                |
| Ceuta                       | -          | -     | -           | -     | -                                     | -     | -                                      | -                                 |
| Melilla                     | -          | -     | -           | -     | -                                     | -     | -                                      | -                                 |

Note: the data marked with "\*" do not have sufficient sampling support.