

3 August 2020

**Tourist Movement on Borders Survey (FRONTUR)**  
June 2020. *Provisional data*

**Spain received 204,926 international tourists in June, 97.7% less than in the same month of 2019**

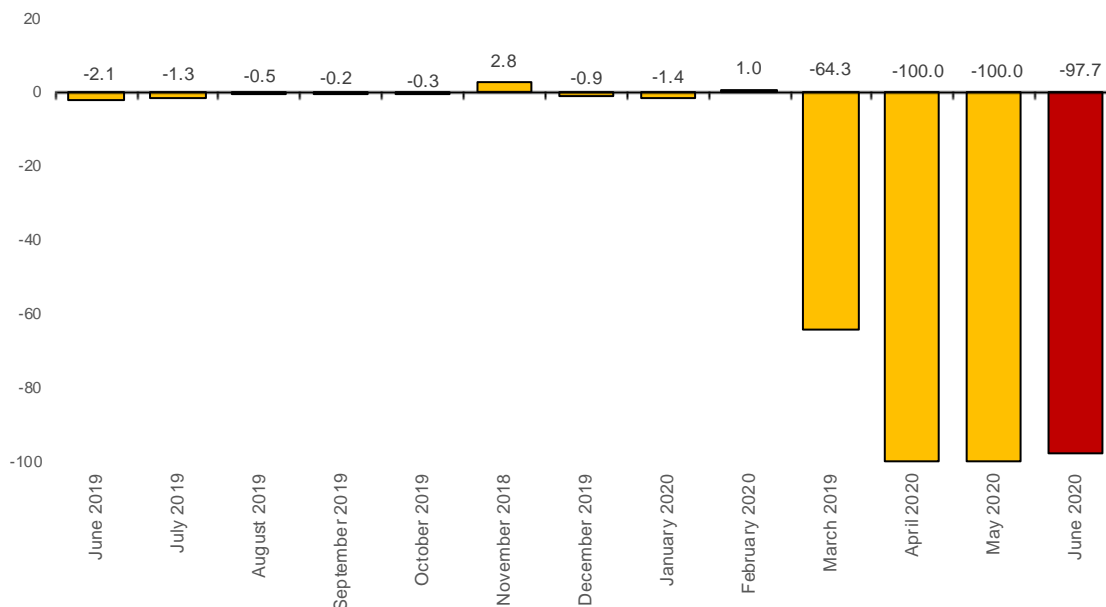
Spain received in June the visit of 204,926 international tourists, 97.7% less than in the same month of 2019.

France was the main country of residence, with 64,895 tourist, accounting for 31.7% of the total and a decrease of 93.2% as compared to June last year.

Germany and Netherlands were the following countries with the most tourists visiting Spain. From Germany we received 33,740 tourists (97.4% less in the annual rate) and from Netherlands 12,321 tourists (96.9% less in the annual rate).

**International tourist arrivals.**

Monthly data, annual variation



In the first six months of 2020 the number of tourists visiting Spain decreased by 71.7% and reached 10.8 million.

The main sending countries so far this year were the United Kingdom (more than 2.0 million tourists and a decrease of 75.5% as compared to the first six months of 2019), France (with more than 1.4 million, and a decrease of 69.8%) and Germany (with more than 1.3 million tourists, 74.7% less).

## International tourist arrivals (\*) by country of residence

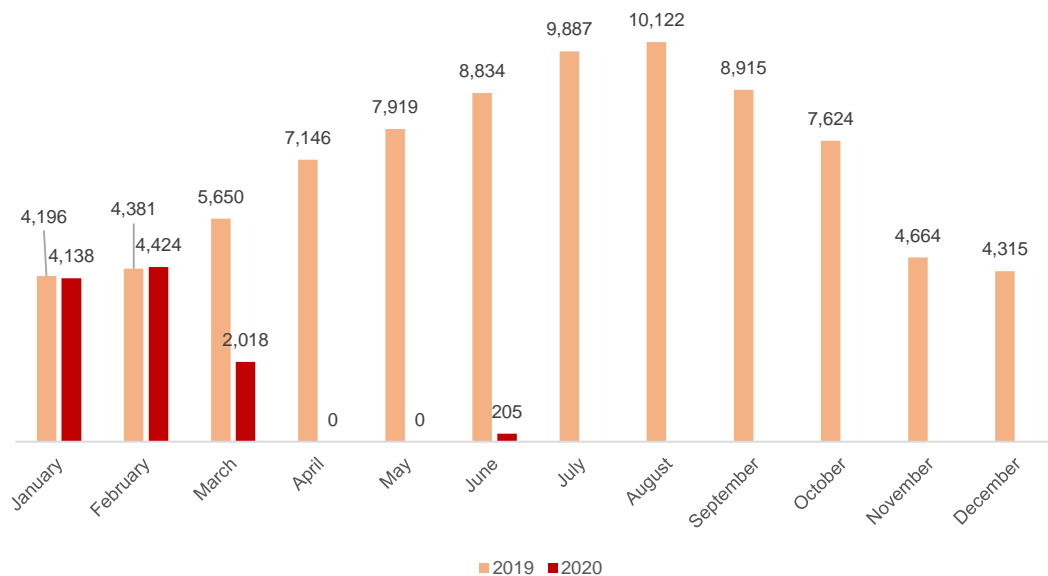
June 2020	Monthly data		Accumulated data	
	Absolute value	Annual change	Absolute value	Annual change
<b>TOTAL</b>	204,926	-97.7	10,785,196	-71.7
Germany	33,740	-97.4	1,347,807	-74.7
Belgium	9,608	-96.1	327,196	-70.6
France	64,895	-93.2	1,414,283	-69.8
Ireland	..	..	..	..
Italy	10,426	-97.4	563,171	-72.2
Netherlands	12,321	-96.9	472,123	-71.6
Portugal	..	..	..	..
United Kingdom	8,473	-99.6	2,031,158	-75.5
Switzerland	3,610	-98.1	202,561	-74.0
Russia	..	..	..	..
Nordic Countries	3,965	-99.2	903,543	-65.8
Rest of Europe	21,330	-96.9	917,333	-69.8
United States	..	..	..	..
Rest of America	..	..	..	..
Rest of the world	..	..	..	..

(\*): does not include transit travellers or same-day visitors.

(..) Not available.

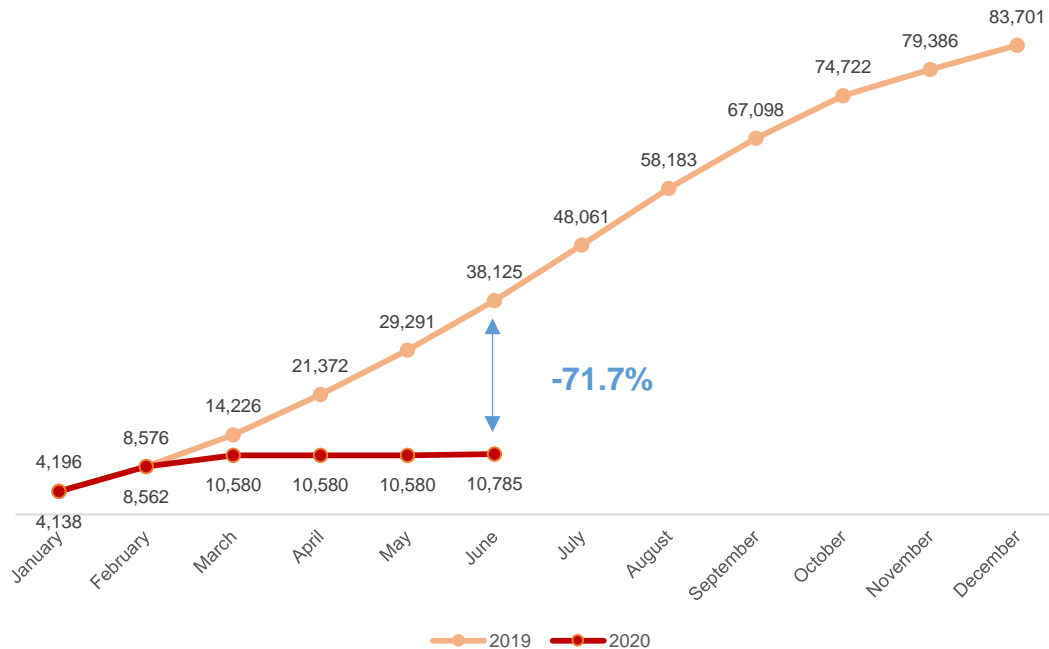
## International tourist arrivals. Comparative 2019-2020\*

Thousands.



(\*): Provisional data from July 2020

**Accumulated international tourist arrivals. Comparative 2019-2020\***  
Thousands.



(\*): Provisional data from July 2020

**Main destination Autonomous Communities**

Cataluña was the main tourist destination in June, with 37.4% of the total. It was followed by Comunitat Valenciana (15.4%) and Illes Balears (13.8%).

76,634 tourists came to Cataluña, 96.5% less than in June last year. The main countries of residence of tourists visiting this Autonomous Community were France (47.1% of the total) and Rest of America (11.1%).

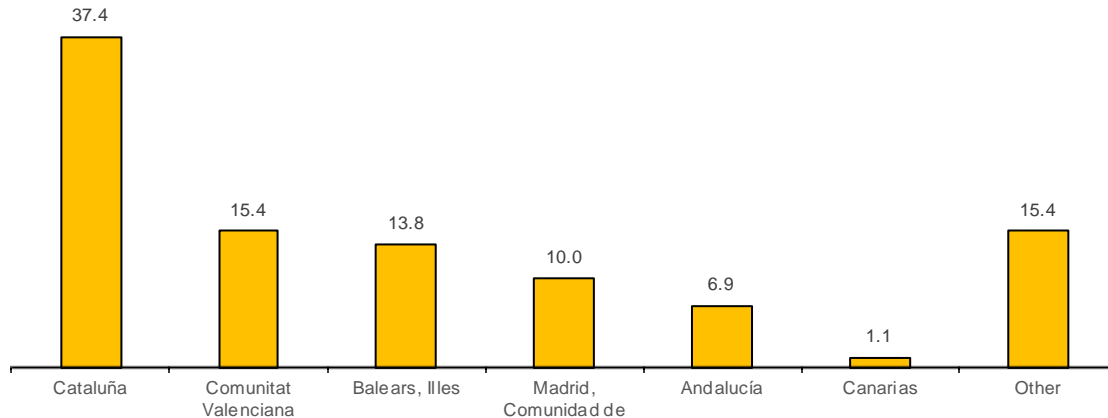
The number of tourists visiting Comunitat Valenciana decreased by 96.6% and stood 31,487. 30.6% of these tourists came from France and 15.5% from Rest of Europe.

The third main destination Autonomous Community by number of tourists was Illes Balears, with 28,382 tourists and an annual decrease of 98.6%. Germany was the main country of origin (with 69.3% of the total), followed by Italy (7.5%).

In the remaining Autonomous Communities the number of tourists decreased, by 97.1% in Comunidad de Madrid, by 98.9% in Andalucía and by 99.8% in Canarias.

In the accumulated first six months of 2020, the Autonomous Communities that received the most tourists were Canarias (with over 2.7 million and a decrease of 58.6% as compared with the same period in 2019), Cataluña (with over 2.3 million and a decrease of 74.0%) and Andalucía (with more than 1.5 million, and 72.5% less).

**International tourist arrivals by main autonomous region of destination.**  
Percentage of the total



**International tourist arrivals by main Autonomous Community of destination. Monthly and cumulative data**

June 2020	Monthly data		Accumulated data	
	Absolute value	Annual change	Absolute value	Annual change
<b>TOTAL</b>	204,926	-97.7	10,785,196	-71.7
Andalucía	14,183	-98.9	1,548,333	-72.5
Balears, Illes	28,382	-98.6	433,852	-92.2
Canarias	2,201	-99.8	2,733,980	-58.6
Cataluña	76,634	-96.5	2,317,192	-74.0
Comunitat Valenciana	31,487	-96.6	1,247,850	-69.9
Madrid, Comunidad de	20,522	-97.1	1,401,794	-63.8
Other	31,518	-95.9	1,102,195	-67.9

**International tourist arrivals by main Autonomous Community of destination. Main country of residence**

June 2020	First outbound country	% tourists	Second outbound country	% tourists
<b>TOTAL</b>	France	31.7	Germany	16.5
Andalucía	..	..	..	..
Balears, Illes	Germany	69.3	Italy	7.5
Canarias	..	..	..	..
Cataluña	France	47.1	..	..
Comunitat Valenciana	France	30.6	..	..
Madrid, Comunidad de	..	..	..	..

(..) Not available.

## Forms of access and main means of accommodation

Most tourists visiting Spain in June came by road, 136,676 representing an annual decrease of 87.8%.

Air entries accounted for 99.1% less tourists, port arrivals had a decrease of 97.9% and railway access registered a 100% decrease.

### International tourist arrivals by main means of access to Spain

June 2020	Monthly data		Accumulated data	
	Absolute value	Annual change	Absolute value	Annual change
TOTAL	204,926	-97.7	10,785,196	-71.7
Air transport	65,410	-99.1	8,829,702	-72.5
Motor vehicle	136,676	-87.8	1,707,195	-67.5
Train	0	-100.0	39,311	-72.9
Waterway	2,841	-97.9	208,988	-66.0

In June, the number of tourists choosing market accommodation as the main type of accommodation decreased by 98.1% in the annual rate. Within this type, hotel accommodation felt by 98.3%, while rented dwellings felt by 97.9%.

On the other hand, non-market accommodation decreased by 95.6%. The number of tourists staying in relatives or friends' homes decreased by 96.3% and that of those staying in their own dwelling did so by 94.2%.

### International tourist arrivals by main type of accommodation

June 2020	Monthly data		Accumulated data	
	Absolute value	Annual change	Absolute value	Annual change
TOTAL	204,926	-97.7	10,785,196	-71.7
Rented accommodation <sup>(*)</sup>	144,386	-98.1	8,437,222	-72.5
-Hotel accommodation	104,061	-98.3	6,820,317	-72.5
-Rental housing	21,735	-97.9	1,155,894	-71.1
-Rest rented accommodation	18,590	-95.4	461,011	-74.4
Non-rented accommodation	60,541	-95.6	2,347,974	-68.6
-Vacation home ownership	28,261	-94.2	667,032	-72.4
-Home of family or friends	29,535	-96.3	1,494,013	-67.4
-Rest non rented accommodation	2,744	-96.3	186,929	-61.1

(\*): Two principal groups of accommodation are distinguished, depending on whether there has been a monetary transaction: market accommodation (paid accommodation; hotels, rented accommodation, camp sites, country houses and other market accommodation) and non-market accommodation (own home, relatives or friends' homes and other non-market accommodation).

## Main reason, length of stay and organisation of the trip

In June, *Leisure, recreation, and holidays* were the main reasons for travelling to Spain for 166,651 tourists, representing an annual decrease of 97.9%.

A total of 15,950 tourists arrived for *Business and professional reasons* (97.3% less) and 22,325 arrived for *Other reasons* (94.8% less).

## International tourist arrivals by main purpose of the trip

June 2020	Monthly data		Accumulated data	
	Absolute value	Annual change	Absolute value	Annual change
<b>TOTAL</b>	204,926	-97.7	10,785,196	-71.7
Leisure, vacations	166,651	-97.9	8,866,240	-72.8
Business and professional purposes	15,950	-97.3	892,129	-68.5
Other purposes	22,325	-94.8	1,026,827	-61.5

A stay of four to seven nights was the main length among tourists in June, with 76,529 tourists and an annual decrease of 98.2%.

The number of visitors decreased by 87.0% among those without overnight stays (excursionists) and decreased by 95.8% among tourists with longer duration (more than 15 nights).

## International visitor arrivals by length of stay<sup>1</sup>

June 2020	Monthly data		Accumulated data	
	Absolute value	Annual change	Absolute value	Annual change
<b>TOTAL</b>	656,671	-94.7	18,086,441	-68.2
no night <sup>(*)</sup>	451,744	-87.0	7,301,245	-60.9
1 night	19,432	-94.5	636,414	-65.5
2 - 3 nights	54,241	-97.0	2,213,693	-72.4
4 - 7 nights	76,529	-98.2	5,103,089	-72.9
8 - 15 nights	36,722	-98.1	1,927,344	-73.3
More than 15 nights	18,002	-95.8	904,656	-58.7

(\*):Excursionists.

In June, 188,750 tourists travelled without a tourist package, indicating an annual decrease of 96.9%. 16,177 tourists travelled with a tourist package, 99.4% less.

## International tourist arrivals by type of organization

June 2020	Monthly data		Accumulated data	
	Absolute value	Annual change	Absolute value	Annual change
<b>TOTAL</b>	204,926	-97.7	10,785,196	-71.7
No Tourist Package	188,750	-96.9	8,008,614	-71.1
Tourist Package	16,177	-99.4	2,776,582	-73.3

<sup>1</sup> It should be borne in mind that visitors are surveyed at the time of leaving the country, so some of these nights may have been enjoyed in a previous period. In the context of June 2020, although the borders reopened this month, the presence of tourists who had previously stayed within the alarm period is confirmed.

## Revision and updating of data

Coinciding with today's publication, INE has updated the data corresponding to the month of June 2019. The results are available at INEBase.

## Note regarding COVID-19's impact on the statistical operations FRONTUR and EGATUR in June 2020

The end of the state of alarm in force since March 17, 2020, has not meant the suppression of access controls to Spain through the different routes, so, although since June 21 it is no longer in force, there are limitations determined by the orders:

- Order INT / 550/2020, of June 21, extending the controls at the internal borders with Portugal temporarily restored due to the health crisis caused by COVID-19.
- Order INT / 551/2020, of June 21, extending the criteria for the application of a temporary restriction of non-essential travel from third countries to the European Union and Schengen associated countries for reasons of public order and public health on the occasion of the health crisis caused by COVID-19.

that restrict in June 2020 the free entry of visitors to our country.

Similarly and in reverse, the orders

- Order SND / 518/2020, of June 11, which regulates the authorization of a pilot program to open safe tourist corridors in the Autonomous Community of Illes Balears by partially lifting temporary controls at established internal borders on the occasion of the health crisis situation caused by COVID-19.
- Order ICT / 534/2020, of June 16, which expands the annex to Order SND / 518/2020, of June 11, which regulates the authorization of a pilot program to open tourist corridors insurance in the Autonomous Community of Illes Balears through the partial lifting of temporary controls at the internal borders established due to the health crisis situation caused by COVID-19.

in June, they set up a series of safe tourist corridors within the period of the alarm state that allow the entry of visitors even before the end of said period.

Therefore, in determining the number of visitors estimated by the FRONTUR-EGATUR statistics, the following restrictions consistent with the aforementioned orders have been taken into account. Specifically,

- Railway: International flows have been nil, so the estimate of the number of visitors through this access road in June has been zero.
- Road: Visitors from the Portuguese border are not considered, since it has been closed throughout the month, so visitors are null. On the French border, only the presence of visitors from the same is considered as from June 21.
- Port: Only visitors from the 21<sup>st</sup> day onwards for countries in the Schengen area are taken into account, with regular passenger flows.

- Airport: In the specific case of the air relationship between Germany and Illes Balears, visitors are observed from June 15. For the rest of the relations in the European Schengen area, passenger flows are observed only from June 21.

Visitors entering Spain from third countries outside the European Schengen area are not contemplated, by virtue of the orders cited above (Order INT / 551/2020), in force until June 30.

The time limits of the 15 and 21 days, previously mentioned, include those days.

As indicated in previous notes, the moment in which the information collected from visitors is carried out (trip made, stay, reason, expense made ...) is the moment when they leave the country by any of the routes previously mentioned, so the only interviews that have been carried out during the month of June have been after the indicated dates. **Thus, complete information is available on the trips made by all visitors who left Spain from June 15 exclusively on Illes Balears and from June 21 for the whole of Spain.**

However, both the exceptions established by the aforementioned provisions and the way in which data collection is carried out determine that there are certain aspects of the operation that must be taken into account during this period.

Firstly, citizens of Spanish nationality residing in other countries are allowed access to Spanish territory even within the period of the state of alarm, as well as other travelers with just cause who could be considered, in some cases visitors. However, the low volume of these flows and the impossibility of their accurate characterization advise against their accounting, in the validity of the state of alarm.

Secondly, although the methodological process of the survey has allowed obtaining results, the fact that field work has only been able to start from June 15 in Illes Balears and from June 21 in the whole of Spain, has determined that a certain lack of sample has had to be faced in some strata, which has been supplemented by the usual sample complement mechanisms designed by the methodology of this statistical operation.

Taking all these aspects into account, it has been possible to build, with sufficient guarantee, the usual monthly estimators and, therefore, **the INE considers that the data provided by the statistics of FRONTUR and EGATUR are of sufficient quality to be disseminated and used by regular users of these operations.**



## Methodological note

The main objective of the Tourist Movement on Borders Survey (FRONTUR) is to estimate the number of non-residents visiting Spain on a monthly basis, as well as to know the main characteristics of the trips made by these visitors.

For the preparation of FRONTUR the international definitions and recommendations of the UNWTO and EUROSTAT in this field are followed.

Type of operation: continuous monthly statistics.

Population scope: this refers to non-residents in Spain who enter our country, whether or not they have stayed overnight, as well as those who pass through our country in transit.

Geographical scope: the entire national territory. The sample is collected at the main access points for non-resident travellers, both by road, airport, port and rail.

Reference period of the results: the month.

Sample size: the annual theoretical sample size of FRONTUR exceeds 450,000 surveys, which are distributed throughout the year, taking into account the seasonality of passenger flows.

Type of sampling: the sample design, a series of strata have been defined for each form of entry that group together border points, airports, ports or railway lines, respectively. In the road and airport sample allocation, the day of the week in which the survey has been carried out is also identified, differentiating between working days, weekends and holidays. Furthermore, in airports 21 air relations are defined (Spanish airport of origin-country of destination airport) which also determine the sample design in this form of access.

Collection method: information is collected by direct interview when the traveller leaves Spain, using a multilingual electronic questionnaire. It should be borne in mind that visitors are surveyed at the time of leaving the country, so the information collected may refer to a longer period than that of the reference month.

A more complete tabulation plan with the main series of aggregates, as well as the microdata file for the reference month, is available on the INE website. For more information you can access the methodology at:

[http://www.ine.es/daco/daco42/frontur/frontur\\_egatur\\_metodologia.pdf](http://www.ine.es/daco/daco42/frontur/frontur_egatur_metodologia.pdf)

And the standardized methodological report at:

<http://www.ine.es/dynt3/metadatos/es/RespuestaDatos.html?oe=16028>

---

For further information see **INEbase: [www.ine.es/en/](http://www.ine.es/en/)** Twitter: **@es\_ine**

All press releases at: **[www.ine.es/en/prensa/prensa\\_en.htm](http://www.ine.es/en/prensa/prensa_en.htm)**

**Press office:** Telephone numbers: (+34) 91 583 93 63 /94 08 – **[gprensa@ine.es](mailto:gprensa@ine.es)**

**Information Area:** Telephone number: (+34) 91 583 91 00 – **[www.ine.es/infoine/?L=1](http://www.ine.es/infoine/?L=1)**

---