

2nd February 2022

Tourist Movements at Borders (FRONTUR)
December 2021 and 2021 year. *Provisional data*

Spain received 2.9 million international tourists in December, compared to 648,989 in the same month of 2020

France was the main country of residence, with 18.0% of the total

During the year 2021, Spain received 31.1 million tourists, a 64.4% more compared to the previous year, although is a 62.7% less compared to 2019, before the pandemic

Spain received in December the visit of 2.9 million international tourists, 354.5% more than in the same month of 2021.

France was the main country of residence, with 532,218 tourists, accounting for 18.0% of the total and an increase of 224.8% as compared to December last year.

United Kingdom and Germany were the following countries with the most tourists visiting Spain. From the United Kingdom we received 415,585 tourists (280.2% more in the annual rate) and from Germany 405,064 tourists (389.7% more in the annual rate).

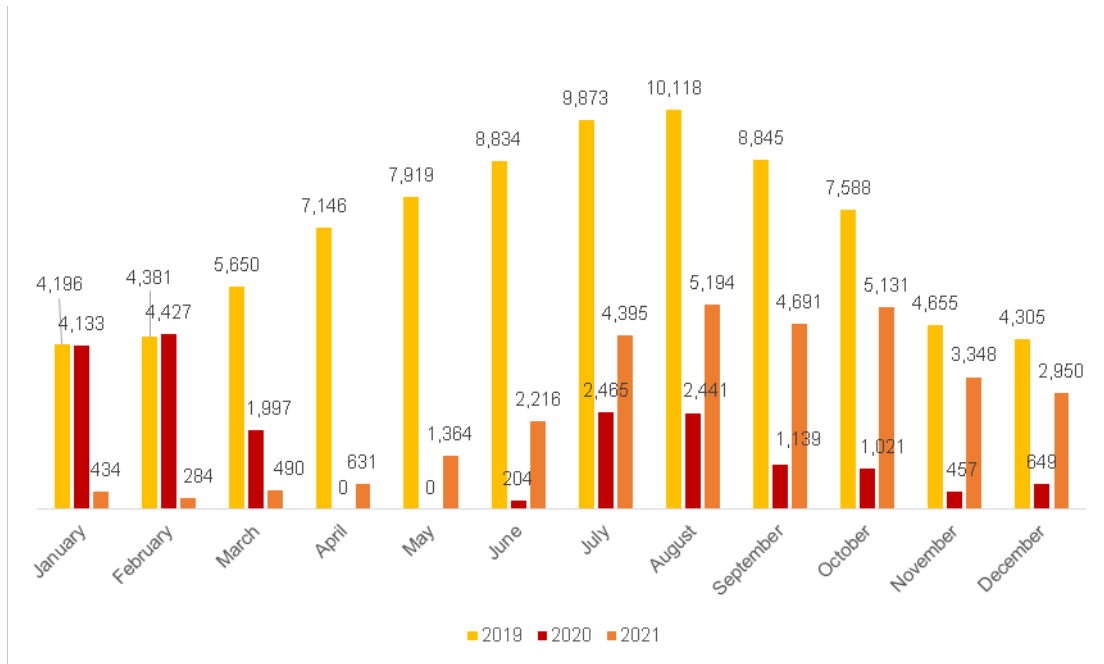
International tourist arrivals (*) by country of residence

December 2021	Monthly data		Accumulated data	
	Absolute value	Annual change	Absolute value	Annual change
TOTAL	2,949,951	354.5	31,129,393	64.4
Germany	405,064	389.7	5,196,230	117.3
Belgium	132,019	248.3	1,460,735	96.5
France	532,218	224.8	5,819,630	49.7
Ireland	61,713	390.0	630,554	91.6
Italy	196,714	690.8	1,698,039	79.2
Netherlands	147,660	591.1	2,042,868	122.4
Portugal	95,409	189.3	1,192,513	56.4
United Kingdom	415,585	280.2	4,295,052	36.3
Switzerland	59,669	246.8	945,536	138.1
Russia	15,833	307.8	133,961	-14.1
Nordic Countries	242,278	1090.6	1,841,948	56.7
Rest of Europe	278,714	310.1	2,983,000	76.3
United States	97,690	1266.3	793,198	95.5
Rest of America	151,150	510.9	1,064,702	16.4
Rest of the world	118,234	434.9	1,031,428	-2.9

(*): does not include transit travelers or same-day visitors

International tourist arrivals. Comparative 2019-2020-2021*

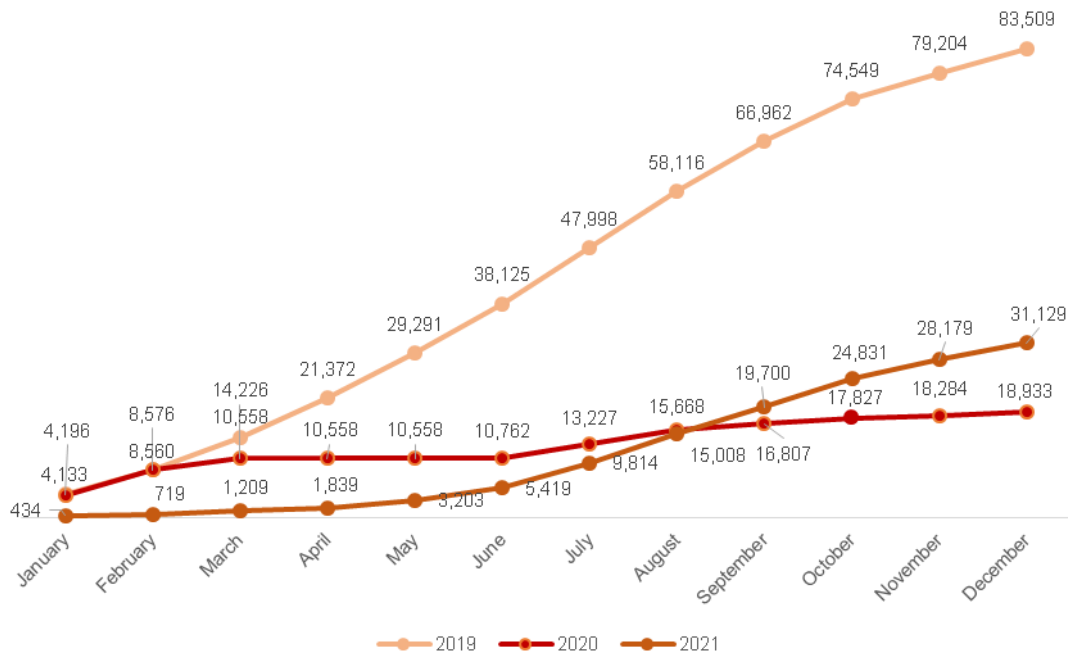
Thousands



(*): Provisional data from January 2021

Accumulated international tourist arrivals. Comparative 2019-2020-2021*

Thousands



(*): Provisional data from January 2021

Main destination Autonomous Communities

Canarias was the main tourist destination in December, with 30.6% of the total. It was followed by Cataluña (18.9%) and Comunitat Valenciana (13.0%).

902,961 tourists came to Canarias, 336.1% more than in December last year. The main countries of residence of tourists visiting this Autonomous Community were the United Kingdom (with 208,618) and Germany (with 196,040).

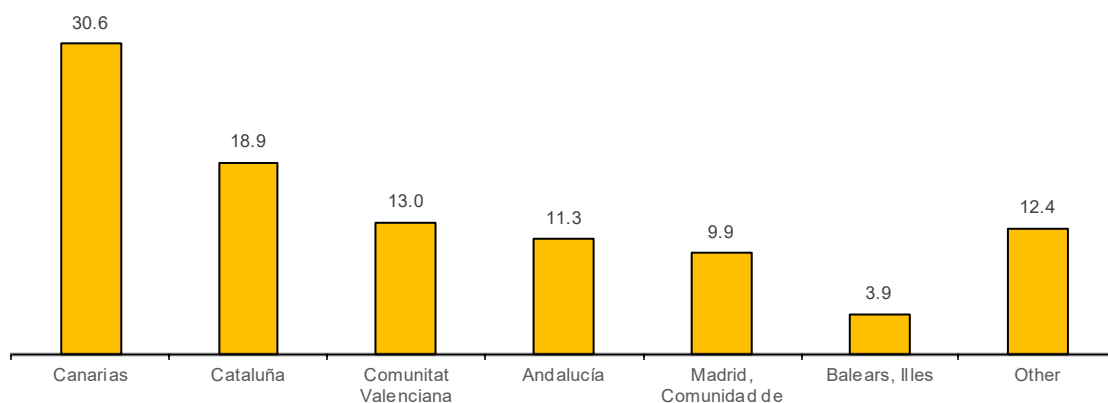
The number of tourists visiting Cataluña increased by 473.0% and stood in 558,631. 183,636 came from France and 78,221 from Rest of Europe.

The third main destination Autonomous Community by number of tourists was Comunitat Valenciana, with 383,074 tourists and an annual increase of 433.0%. France was the main country of origin (with 89,954), followed by the United Kingdom (with 65,484).

In the remaining Autonomous Communities the number of tourists increased, by 511.2% in Comunidad de Madrid, by 449.2% in Andalucía and by 418.8% in Illes Balears.

International tourist arrivals by main autonomous region of destination.

Percentage of the total



International tourist arrivals by main Autonomous Community of destination. Monthly and cumulative data

December 2021	Monthly data		Accumulated data	
	Absolute value	Annual change	Absolute value	Annual change
TOTAL	2,949,951	354.5	31,129,393	64.4
Andalucía	332,828	449.2	4,246,461	57.2
Balears, Illes	114,640	418.8	6,323,238	267.4
Canarias	902,961	336.1	5,258,701	38.9
Cataluña	558,631	473.0	5,751,439	48.6
Comunitat Valenciana	383,074	433.0	4,019,625	58.1
Madrid, Comunidad de	292,869	511.2	2,176,108	26.6
Other	364,948	157.1	3,353,821	29.4

International tourist arrivals by main Autonomous Community of destination. Main country of residence

December 2021	First outbound country	Tourists	Second outbound country	Tourists
TOTAL	France	532,218	United Kingdom	415,585
Andalucía	United Kingdom	49,903	Germany	40,165
Balears, Illes	Germany	57,660	Rest of Europe	12,753
Canarias	United Kingdom	208,618	Germany	196,040
Cataluña	France	183,636	Rest of Europe	78,221
Comunitat Valenciana	France	89,954	United Kingdom	65,484
Madrid, Comunidad de	Rest of America	85,948	France	33,275

Forms of access and main means of accommodation

Most tourists visiting Spain in December came by air, with more than 2.3 million, representing an annual increase of 471.3%.

Railway access accounted for 9.4% more tourists, road entries 159.3% more and port arrivals 773.9% more.

International tourist arrivals by main means of access to Spain

December 2021	Monthly data		Accumulated data	
	Absolute value	Annual change	Absolute value	Annual change
TOTAL	2,949,951	354.5	31,129,393	64.4
Air transport	2,320,869	471.3	24,428,546	78.9
Motor vehicle	598,846	159.3	6,385,799	28.7
Train	10,440	9.4	138,630	53.4
Waterway	19,796	773.9	176,419	-21.0

In December, the number of tourists choosing market accommodation as the main type of accommodation increased by 429.0% in the annual rate. Within this type, hotel accommodation grew by 431.1%, while rented dwellings grew by 500.3%.

On the other hand, non-market accommodation increased by 225.9%. The number of tourists staying in relatives or friends' homes increased by 287.1% and that of those staying in their own dwelling did so by 184.8%.

International tourist arrivals by main type of accommodation

December 2021	Monthly data		Accumulated data	
	Absolute value	Annual change	Absolute value	Annual change
TOTAL	2,949,951	354.5	31,129,393	64.4
Rented accommodation ^(*)	2,174,065	429.0	24,678,273	77.9
-Hotel accommodation	1,803,586	431.1	20,174,330	87.0
-Rental housing	233,717	500.3	3,118,762	46.4
-Rest rented accommodation	136,761	321.4	1,385,181	45.1
Non-rented accommodation	775,886	225.9	6,451,121	27.5
-Vacation home ownership	247,290	184.8	2,494,788	46.5
-Home of family or friends	484,279	287.1	3,644,766	22.3
-Rest non rented accommodation	44,318	69.7	311,566	-17.6

(*): Two principal groups of accommodation are distinguished, depending on whether there has been a monetary transaction: market accommodation (paid accommodation; hotels, rented accommodation, camp sites, country houses and other market accommodation) and non-market accommodation (own home, relatives or friends' homes and other non-market accommodation).

Main reason, length of stay and organization of the trip

In December, *Leisure, recreation, and holidays* were the main reason for travelling to Spain for more than 2.3 million tourists, representing an annual increase of 508.6%.

A total of 219,871 tourists arrived for *Business and professional reasons* (113.4% more) and 384,635 arrived for *Other reasons* (139.6% more).

International tourist arrivals by main purpose of the trip

December 2021	Monthly data		Accumulated data	
	Absolute value	Annual change	Absolute value	Annual change
TOTAL	2,949,951	354.5	31,129,393	64.4
Leisure, vacations	2,345,445	508.6	26,307,335	69.4
Business and professional purposes	219,871	113.4	2,065,642	53.5
Other purposes	384,635	139.6	2,756,416	34.2

A stay of four to seven nights was the main length among tourists in December, with more than 1.3 million tourists and an annual increase of 456.0%.

The number of visitors increased by 129.2% among those without overnight stays (excursionists) and increased by 183.9% among tourists with longer duration (more than 15 nights).

International visitor arrivals by length of stay

December 2021	Monthly data		Accumulated data	
	Absolute value	Annual change	Absolute value	Annual change
TOTAL	5,070,105	222.1	51,420,751	41.2
no night ^(*)	2,120,154	129.2	20,291,358	16.1
1 night	166,333	73.7	1,544,536	18.1
2 - 3 nights	537,644	472.8	4,593,855	39.9
4 - 7 nights	1,315,071	456.0	13,924,366	68.8
8 - 15 nights	619,726	447.4	8,137,356	97.3
More than 15 nights	311,177	183.9	2,929,280	49.1

(*): Excursionists

In December, more than 2.3 million tourists travelled without a tourist package, indicating an annual increase of 332.0%. 632,347 tourists travelled with a tourist package, 461.9% more.

International tourist arrivals by type of organization

December 2021	Monthly data		Accumulated data	
	Absolute value	Annual change	Absolute value	Annual change
TOTAL	2,949,951	354.5	31,129,393	64.4
No Tourist Package	2,317,604	332.0	25,040,363	67.3
Tourist Package	632,347	461.9	6,089,030	53.4

Results for the whole year 2021

During the year 2021, 31.1 million tourists visited Spain, an increase of 64.4% compared to the previous year.

The number of tourists was 62.7% less compared to 2019.

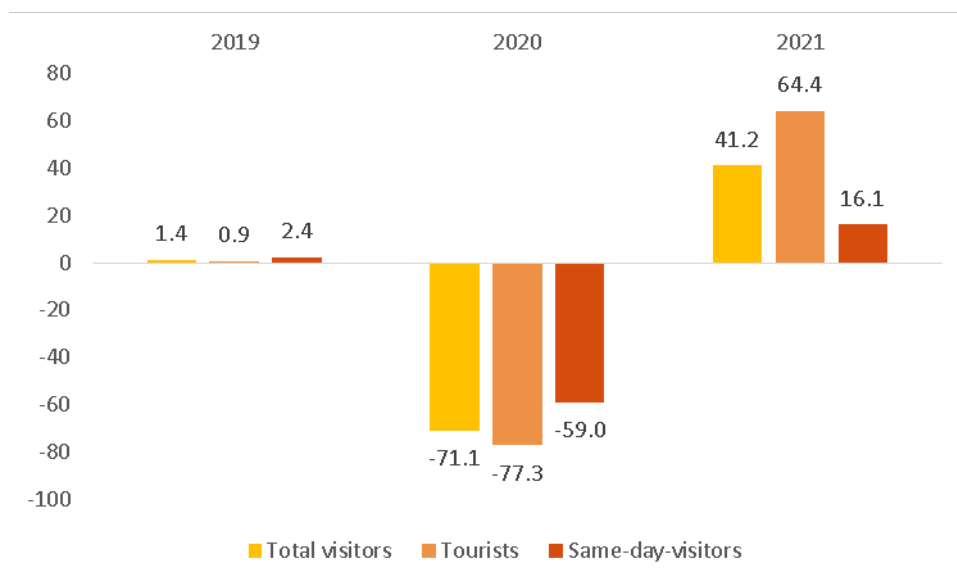
On the other hand, the number of excursionists came to Spain increased by 16.1% and stood by 20.3 million.

International tourist arrivals by type of visitors

	2021		2020	
	Absolute value	Annual change	Absolute value	Annual change
TOTAL	51,420,751	41.2	36,409,971	-71.1
Same-day visitor	20,291,358	16.1	17,476,868	-59.0
Tourists	31,129,393	64.4	18,933,103	-77.3

International tourist arrivals by type of visitors

Annual variation



The main countries of residence of tourists visited Spain in 2021 were France, Germany and United Kingdom.

The arrival of tourists residing in France increased by 49.7%, those came from Germany by 117.3% and those came from United Kingdom by 36.3%.

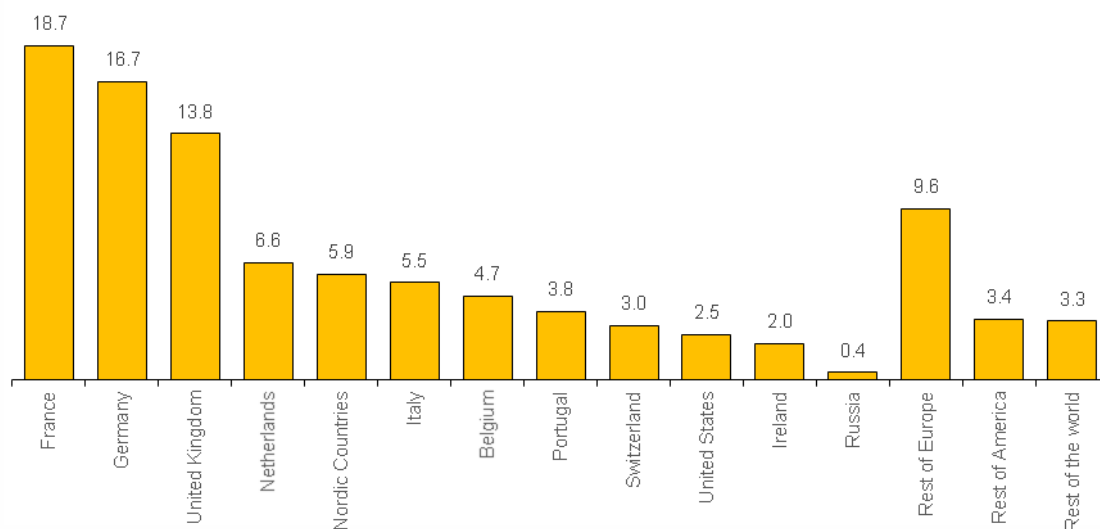
International tourist (*) arrivals by country of residence

	2021		2020	
	Absolute value	Annual change	Absolute value	Annual change
TOTAL	31,129,393	64.4	18,933,103	-77.3
Germany	5,196,230	117.3	2,391,437	-78.6
Belgium	1,460,735	96.5	743,411	-70.6
France	5,819,630	49.7	3,887,750	-65.1
Ireland	630,554	91.6	329,043	-84.9
Italy	1,698,039	79.2	947,406	-79.1
Netherlands	2,042,868	122.4	918,361	-75.1
Portugal	1,192,513	56.4	762,384	-68.6
United Kingdom	4,295,052	36.3	3,150,204	-82.5
Switzerland	945,536	138.1	397,074	-78.1
Russia	133,961	-14.1	155,961	-88.1
Nordic Countries	1,841,948	56.7	1,175,330	-78.7
Rest of Europe	2,983,000	76.3	1,692,075	-73.7
United States	793,198	95.5	405,810	-87.8
Rest of America	1,064,702	16.4	914,670	-75.7
Rest of the world	1,031,428	-2.9	1,062,187	-81.2

(*): does not include transit travelers or same-day visitors

International tourist arrivals by country of residence

Percentage of the total



Illes Balears was the main destination Autonomous Community in 2021, with 20.3% of the total of tourists. It was followed by Cataluña (with 18.5%) and Canarias (with 16.9%).

More than 6.3 million tourists came to Illes Balears and an annual increase of 267.4%. The main countries of residence of tourists visiting this Autonomous Community were Germany (with more than 2.3 million) and United Kingdom (more than a million).

The number of tourists visited Cataluña increased by 48.6% and stood nearly 5.8 million. Nearly 1.9 million of these tourists came from France and 790,029 from the aggregate of Rest of Europe.

The third main destination Autonomous Community by number of tourists was Canarias, with nearly 5.3 million tourists and an annual increase of 38.9%. 1.2 million came from United Kingdom and 1.2 from Germany.

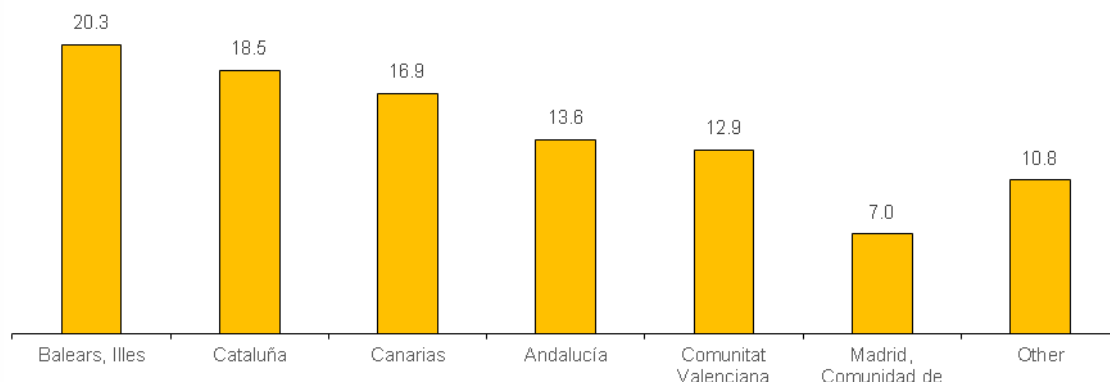
On the other hand, Andalucía received 4.2 million tourists (57.2% more than in 2020), Comunitat Valenciana 4.0 million (58.1% more) and Comunidad de Madrid 2.2 million (with an increase of 26.6%).

International tourist arrivals by main autonomous region of destination

	2021		2020	
	Absolute value	Annual change	Absolute value	Annual change
TOTAL	31,129,393	64.4	18,933,103	-77.3
Andalucía	4,246,461	57.2	2,700,613	-77.5
Balears, Illes	6,323,238	267.4	1,721,123	-87.4
Canarias	5,258,701	38.9	3,787,228	-71.2
Cataluña	5,751,439	48.6	3,870,259	-80.0
Comunitat Valenciana	4,019,625	58.1	2,542,758	-73.3
Madrid, Comunidad de	2,176,108	26.6	1,718,335	-77.5
Other	3,353,821	29.4	2,592,786	-68.0

International tourist arrivals by main autonomous region of destination

Percentage of the total



Forms of access and main means of accommodation

As regards the form of entry into Spain, 24.4 million tourists used the air route, which meant an increase of 78.9%. A total of 6.4 million arrived by road, 28.7% less.

International tourist arrivals by main means of access to Spain

	2021		2020	
	Absolute value	Annual change	Absolute value	Annual change
TOTAL	31,129,393	64.4	18,933,103	-77.3
Air transport	24,428,546	78.9	13,657,664	-80.1
Motor vehicle	6,385,799	28.7	4,961,729	-61.1
Train	138,630	53.4	90,399	-73.9
Waterway	176,419	-21.0	223,310	-87.0

By type of accommodation, market accommodation was used by 24.7 million tourists (77.9% less than in 2020) and non-market accommodation by 6.5 million (27.5% less).

	2021		2020	
	Absolute value	Annual change	Absolute value	Annual change
TOTAL	31,129,393	64.4	18,933,103	-77.3
Rented accommodation ^(*)	24,678,273	77.9	13,871,558	-79.7
-Hotel accommodation	20,174,330	87.0	10,786,943	-80.4
-Rental housing	3,118,762	46.4	2,130,135	-77.2
-Rest rented accommodation	1,385,181	45.1	954,480	-76.9
Non-rented accommodation	6,451,121	27.5	5,061,545	-66.6
-Vacation home ownership	2,494,788	46.5	1,702,379	-64.8
-Home of family or friends	3,644,766	22.3	2,980,934	-67.9
-Rest non rented accommodation	311,566	-17.6	378,232	-62.6

(*): Two principal groups of accommodation are distinguished, depending on whether there has been a monetary transaction: market accommodation (paid accommodation; hotels, rented accommodation, camp sites, country houses and other market accommodation) and non-market accommodation (own home, relatives or friends' homes and other non-market accommodation).

Main reason, duration of the stay and organisation of the trip

The main reason for tourists in their trips to Spain during 2021 was *Leisure, recreation and holidays*. For that reason, 26.3 million arrived, with an annual increase of 69.4%. A total of 2.0 million tourists arrived for *Business and professional purposes* (53.5% more).

International tourist arrivals by main purpose of the trip

	2021		2020	
	Absolute value	Annual change	Absolute value	Annual change
TOTAL	31,129,393	64.4	18,933,103	-77.3
Leisure, vacations	26,307,335	69.4	15,533,526	-78.7
Business and professional purposes	2,065,642	53.5	1,346,060	-75.1
Other purposes	2,756,416	34.2	2,053,516	-59.9

The main length of stay among tourists in 2021 was four to seven nights, with 13.9 million tourists and an annual increase of 68.8%.

International visitor arrivals by length of stay

	2021		2020	
	Absolute value	Annual change	Absolute value	Annual change
TOTAL	51,420,751	41.2	36,409,971	-71.1
no night ^(*)	20,291,358	16.1	17,476,868	-59.0
1 night	1,544,536	18.1	1,307,881	-69.0
2 - 3 nights	4,593,855	39.9	3,283,671	-78.8
4 - 7 nights	13,924,366	68.8	8,251,087	-79.2
8 - 15 nights	8,137,356	97.3	4,125,222	-78.1
More than 15 nights	2,929,280	49.1	1,965,242	-62.9

(*): Excursionists

Regarding the form of organization of the trip, 25.0 million tourists arrived in Spain without a tourist package (67.3% more than in 2020) and 6.1 million with a tourist package (53.4% more).

International tourist arrivals by type of organization

	2021		2020	
	Absolute value	Annual change	Absolute value	Annual change
TOTAL	31,129,393	64.4	18,933,103	-77.3
No Tourist Package	25,040,363	67.3	14,962,991	-75.0
Tourist Package	6,089,030	53.4	3,970,112	-83.1

Revision and updating of data

The data published today are provisional and will be revised on March of this year. The results are available at INEBase.

Methodological note

The main objective of the Tourist Movement on Borders Survey (FRONTUR) is to estimate the number of non-residents visiting Spain on a monthly basis, as well as to know the main characteristics of the trips made by these visitors.

For the preparation of FRONTUR the international definitions and recommendations of the UNWTO and EUROSTAT in this field are followed.

Type of operation: continuous monthly statistics.

Population scope: this refers to non-residents in Spain who enter our country, whether or not they have stayed overnight, as well as those who pass through our country in transit.

Geographical scope: the entire national territory. The sample is collected at the main access points for non-resident travellers, both by road, airport, port and rail.

Reference period of the results: the month.

Sample size: the annual theoretical sample size of FRONTUR exceeds 450,000 surveys, which are distributed throughout the year, taking into account the seasonality of passenger flows.

Type of sampling: the sample design, a series of strata have been defined for each form of entry that group together border points, airports, ports or railway lines, respectively. In the road and airport sample allocation, the day of the week in which the survey has been carried out is also identified, differentiating between working days, weekends and holidays. Furthermore, in airports 20 air relations are defined (Spanish airport of origin-country of destination airport) which also determine the sample design in this form of access.

Collection method: information is collected by direct interview when the traveller leaves Spain, using a multilingual electronic questionnaire.

A more complete tabulation plan with the main series of aggregates, as well as the microdata file for the reference month, is available on the INE website. For more information you can access the methodology at:

http://www.ine.es/daco/daco42/frontur/frontur_egatur_metodologia.pdf

And the standardized methodological report at:

<http://www.ine.es/dynt3/metadatos/es/RespuestaDatos.html?oe=16028>

Statistics from INE are prepared in accordance with the European Statistics Code of Practice, which is the basis of the Institution's quality policy and strategy. For more information, consult the section [Quality in the INE and Code of Practice](#) on the INE website.

For further information see **INEbase: www.ine.es/en/** Twitter: **@es_ine**

All press releases at: **www.ine.es/en/prensa/prensa_en.htm**

Press office: Telephone numbers: (+34) 91 583 93 63 /94 08 – **gprensa@ine.es**

Information Area: Telephone number: (+34) 91 583 91 00 – **www.ine.es/infoine/?L=1**
