

26 November 2019

**Business Turnover Index (BTI). Base 2015**  
September 2019. Provisional data

**The monthly variation of the Business Turnover<sup>1</sup> stands at  $-0.7\%$ ,  
after seasonal and calendar adjustment**

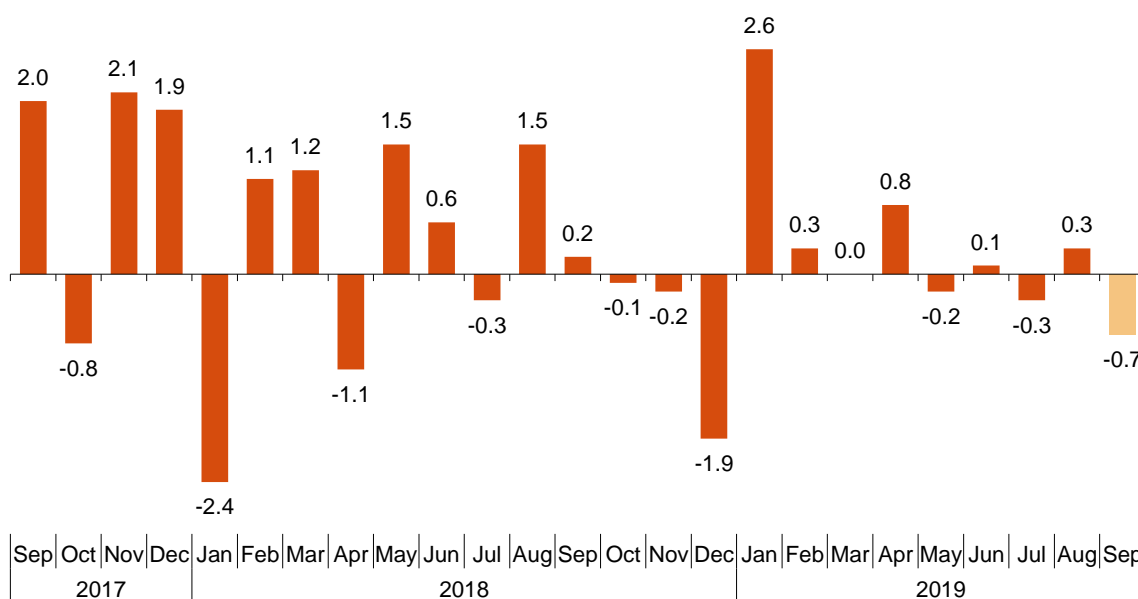
**The annual rate stands at  $0.5\%$  in the seasonal and calendar  
adjusted series and at  $2.3\%$  in the original series**

**Monthly trend of Business Turnover**

The monthly variation of the seasonally and calendar adjusted Business Turnover Index between the months of September and August of 2019 stood at  $-0.7\%$ . This rate was a point lower than the previous month.

**Business Turnover Index, Total. Seasonally and calendar adjusted**

Monthly rate. Percentage

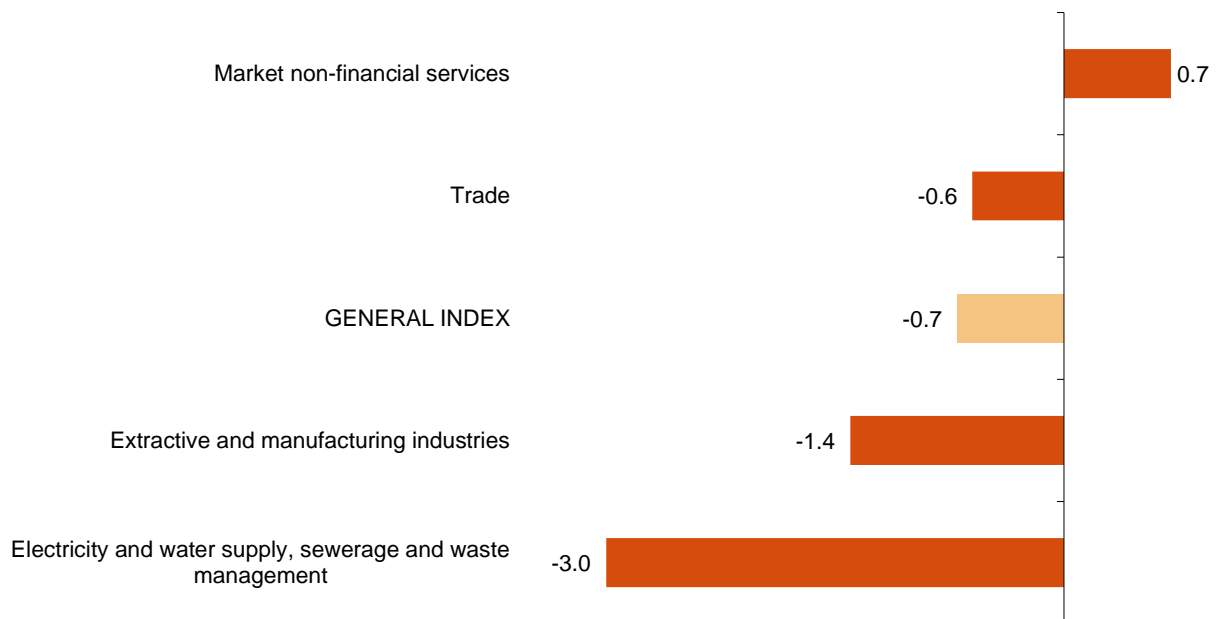


<sup>1</sup> As reflected in the methodology of this value index, the information is presented in current terms (nominal terms), this is, without adjusting the price variation effects.

Of the four analyzed sectors, only one showed positive monthly rates.

*Market non-financial services* showed the only increase (0.7%). On the other hand *Electricity and water supply, sewerage and waste management* showed the highest decrease (-3%).

**Business Turnover Indices, Total and by sectors. Seasonally and calendar adjusted. September 2019.** Monthly rate. Percentage

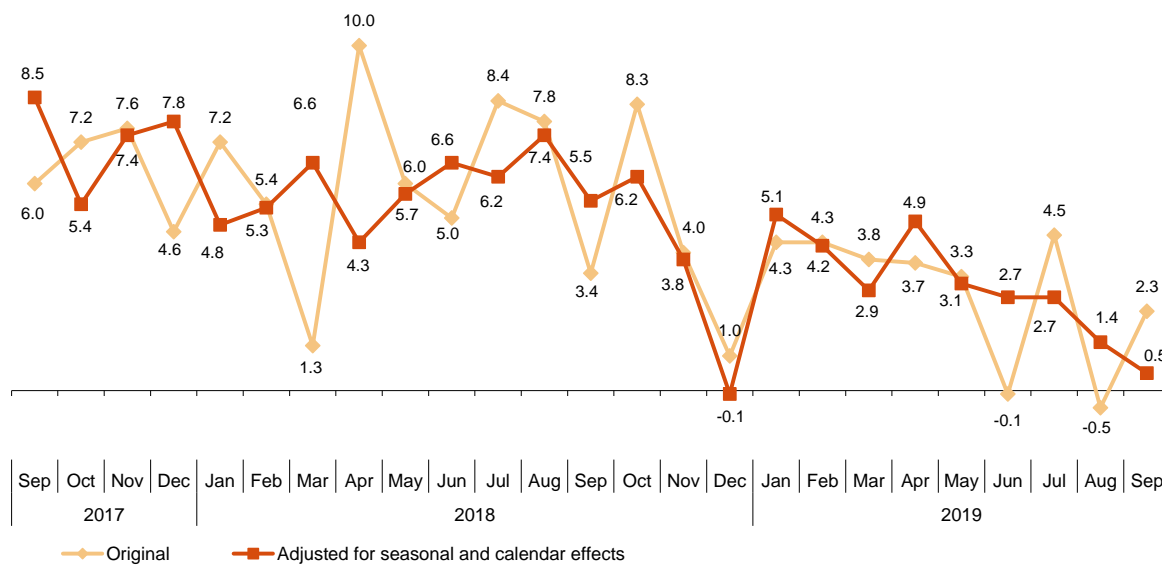


### Annual trend of the Business Turnover

The Total Business Turnover Index, once adjusted for seasonal and calendar effects, showed a variation of 0.5% in September, as compared with the same month of the previous year. This rate was almost a point lower than the one registered in August.

The BTI original series registered an annual variation of 2.3%. This rate was 2.8 points higher than the one in August.

### Business Turnover Index, Total. Seasonally and calendar adjusted. September 2019. Annual rates. Percentage



The seasonally and calendar adjusted indices showed positive annual rates in two of the analysed sectors and negative in the other two.

### Business Turnover Index, Total and by sectors September 2019. Annual rates

	Unadjusted index Annual rate (%)	Seasonally and calendar adjusted Annual rate (%)
<b>TOTAL INDEX</b>	<b>2.3</b>	<b>0.5</b>
Extractive and manufacturing industries	1.1	-1.6
Electricity and water supply, sewerage and waste management	-6.5	-7.8
Trade	2.4	1.1
Market non-financial services	5.7	5.0

## Revisions and data update

On the press release day, INE has updated BTI data series corresponding to the last 13 months. In the case of calendar adjusted and seasonally and calendar adjusted series, according to INE standard, the series are revised since its beginning. The results are available at INEBase.

## Methodological note

The Business Turnover Index (BTI) is a short-term synthesis statistical operation aiming at obtaining an indicator to measure the short-term evolution of turnover, as a whole, for non-financial economic sectors: *Extractive and manufacturing industries, Electrical energy and water, Trade and Non-financial services.*

**Survey Type:** ongoing monthly.

**Base year:** 2015.

**Population scope:** the business turnover Index provides a comprehensive and weighted measure of the business turnover for the economic sectors *Extractive and manufacturing industries, the Supplying of electricity and water, Treatment and management of waste, Trade and Non-financial market Services.*

**Geographical scope:** the whole country.

**Results reference period:** calendar month.

**Information sources:** it is compiled using information from three statistical operations carried out by INE: Industry turnover indices (ITI), service sector activity indicators (SSAI) and retail trade indices (RTI). In addition, existing information from administrative registers is utilized: sales declared by large companies in their VAT returns in the sector not covered by the surveys previously mentioned.

Further information is available in the methodology:

[http://www.ine.es/dynqs/INEbase/en/operacion.htm?c=Estadistica\\_C&cid=1254736176958&menu=metodologia&idp=1254735576715](http://www.ine.es/dynqs/INEbase/en/operacion.htm?c=Estadistica_C&cid=1254736176958&menu=metodologia&idp=1254735576715)

And in the standardized methodological report:

<http://www.ine.es/dynt3/metadatos/en/RespuestaDatos.html?oe=30083>

---

For further information see **INEbase:** [www.ine.es/en/](http://www.ine.es/en/) Twitter: [@es\\_ine](https://twitter.com/es_ine)

All press releases at: [www.ine.es/en/prensa/prensa\\_en.htm](http://www.ine.es/en/prensa/prensa_en.htm)

---

**Press office:** Telephone numbers: (+34) 91 583 93 63 /94 08 – [gprensa@ine.es](mailto:gprensa@ine.es)

**Information Area:** Telephone number: (+34) 91 583 91 00 – [www.ine.es/infoine/?L=1](http://www.ine.es/infoine/?L=1)

---

## Business Turnover Indices. Base 2015 September 2019

Provisional data

### 1. Business Turnover Indices, Total and by sectors Seasonally and calendar adjusted

	Index	Rate (%)		
		Monthly	Annual	Year-to-date average
<b>TOTAL INDEX</b>	<b>118.0</b>	<b>-0.7</b>	<b>0.5</b>	<b>3.0</b>
Extractive and manufacturing industries	112.8	-1.4	-1.6	0.6
Electricity and water supply, sewerage and waste management	97.1	-3.0	-7.8	0.2
Trade	121.6	-0.6	1.1	3.6
Market non-financial services	124.2	0.7	5.0	5.6

### 2. Business Turnover Indices, Total and by sectors Calendar adjusted

	Index	Rate (%)	
		Annual	Year-to-date average
<b>TOTAL INDEX</b>	<b>118.6</b>	<b>0.4</b>	<b>3.1</b>
Extractive and manufacturing industries	115.3	-1.9	0.7
Electricity and water supply, sewerage and waste management	91.6	-6.7	1.4
Trade	119.4	0.9	3.6
Market non-financial services	127.6	4.9	5.7

### 3. Business Turnover Indices, Total and by sectors Unadjusted

	Index	Rate (%)		Effect Annual
		Annual	Year-to-date average	
<b>TOTAL INDEX</b>	<b>117.3</b>	<b>2.3</b>	<b>2.8</b>	
Extractive and manufacturing industries	113.4	1.1	0.3	0.327
Electricity and water supply, sewerage and waste management	95.6	-6.5	0.0	-0.401
Trade	118.4	2.4	3.4	1.021
Market non-financial services	127.1	5.7	5.6	1.333