

Business Turnover Index (BTI). Base 2015
December 2020 and year 2020. Provisional data

**The monthly variation of the Business Turnover¹ stands at 2.6%,
after seasonal and calendar adjustment**

**The annual rate stands at -8.2% in the seasonal and calendar
adjusted series and at -6.0% in the original series**

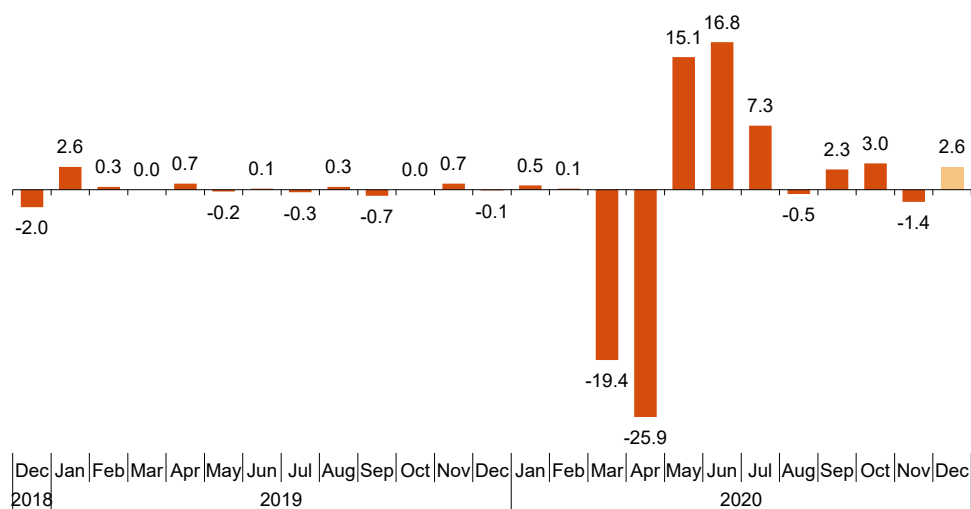
**Throughout the year 2020, the business turnover increases by
decreased by 14.3% in the adjusted series and 14.2% in the
original series**

Monthly trend of Business Turnover

The monthly variation of the seasonally and calendar adjusted Business Turnover Index between the months of December and November of 2020 stood at 2.6%. This rate was four points higher than the previous month.

Business Turnover Index, Total. Seasonally and calendar adjusted

Monthly rate. Percentage

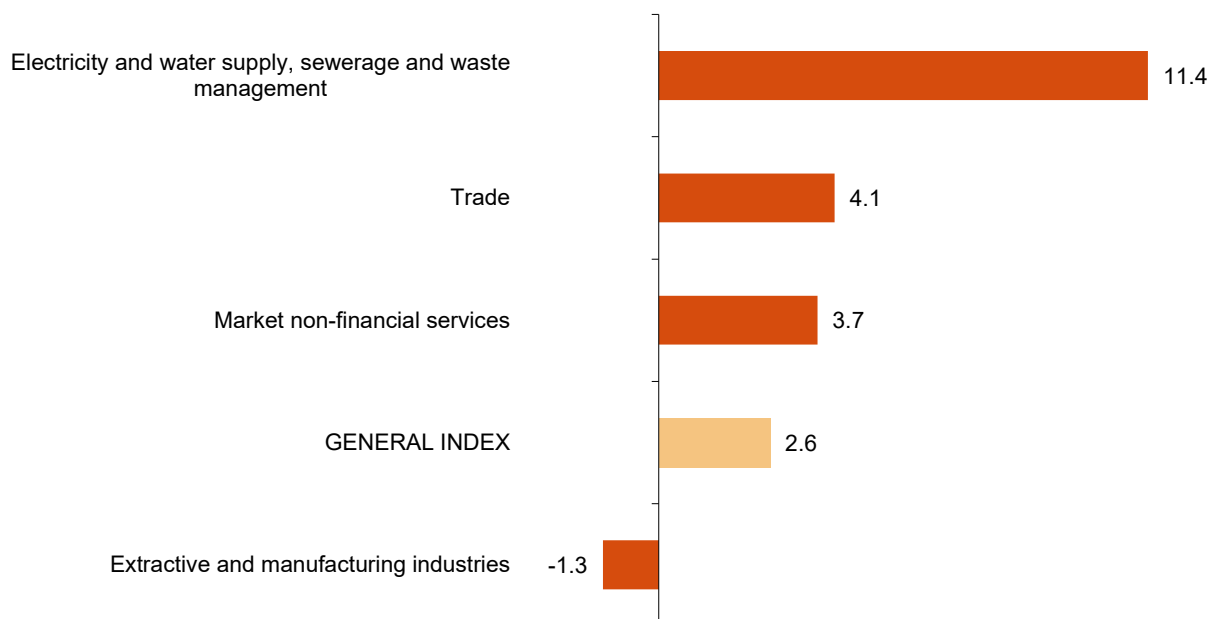


¹ As reflected in the methodology of this value index, the information is presented in current terms (nominal terms), this is, without adjusting the price variation effects.

Of the four analyzed sectors, only *Extractive and manufacturing industries* showed negative monthly rates (-1.3%).

Electricity and water supply, sewerage and waste management showed the highest increase (11.4%).

Business Turnover Indices, Total and by sectors. Seasonally and calendar adjusted. December 2020 Monthly rate. Percentage

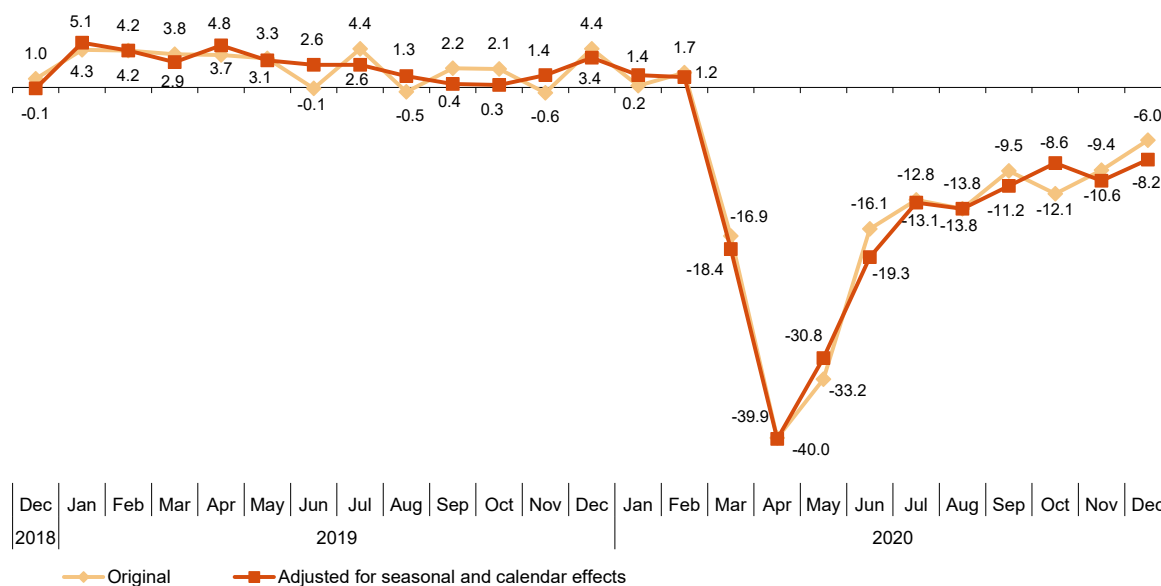


Annual trend of the Business Turnover

The Total Business Turnover Index, once adjusted for seasonal and calendar effects, showed a variation of -8.2% in December, as compared with the same month of the previous year. This rate was 2.4 points higher than the one registered in November.

The BTI original series registered an annual variation of -6.0% . This rate was 3.4 points higher than the one in November.

Business Turnover Index, Total. Seasonally and calendar adjusted. December 2020 Annual rates. Percentage



The seasonally and calendar adjusted indices showed negative annual rates in three of the four analysed sectors. *Market non-financial services* showed the lowest decrease (-15.9%).

Business Turnover Index, Total and by sectors December 2020 Annual rates

	Unadjusted index	Adjusted for seasonal and calendar effects	
	Annual rate (%)	Annual rate (%)	Average year 2020
TOTAL INDEX	-6.0	-8.2	-14.3
Extractive and manufacturing industries	-2.6	-5.8	-12.0
Electricity and water supply, sewerage and waste management	10.2	9.2	-10.2
Trade	-5.2	-6.8	-12.1
Market non-financial services	-15.2	-15.9	-21.9

Throughout the year 2020, the General Business Turnover Index decreased by 14.3% as compared with 2019 in the adjusted series and by 14.2% in the original series.

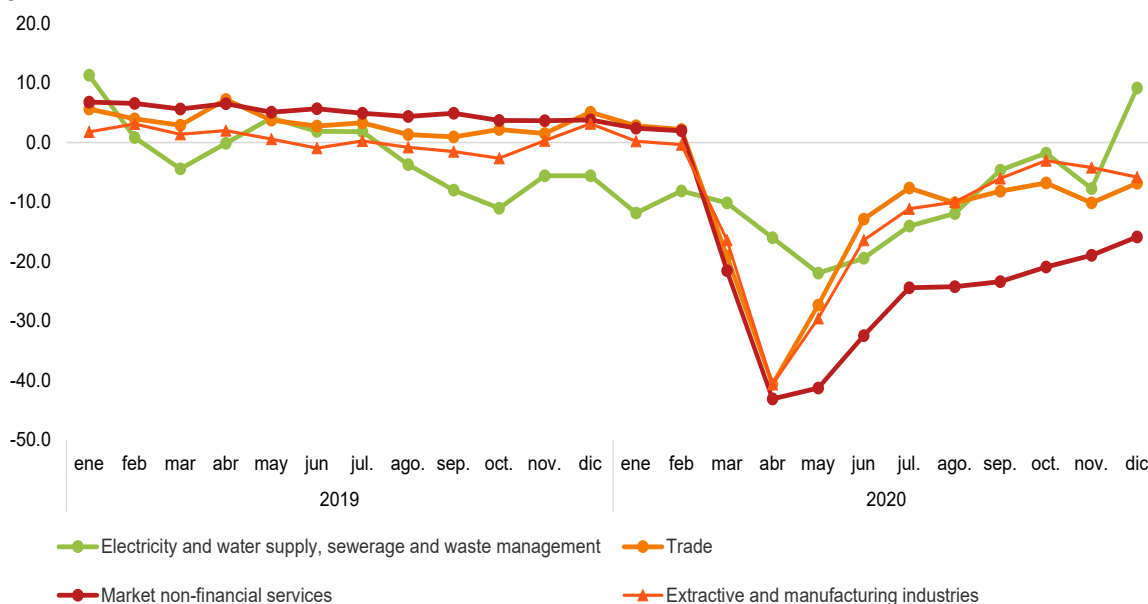
Annual evolution by sectors

The health crisis created by COVID-19 caused the various sectors to suffer greatly in 2020, with pronounced decreases in turnover, especially in the months of March, April, May and June. *Electricity and water supply, sewerage and waste management* decreased the least in these months.

With de-escalation and the arrival of the “new normality,” a generalized recovery took place. This continued for most sectors during the second half of the year. However, recovery was not the same across sectors. The growth trend came to a halt in *Non-financial Services* after the summer, pulled down by the situation of tourism-related activities.

In 2020 as a whole, all sectors presented negative annual rates. *Non-financial market services* (-21.9%) showed the greatest decrease. In turn, *Electricity and water supply, sewerage and waste management* (-10.2%) registered the smallest decrease compared to 2019.

Annual rates by activity sectors. Base 2015=100 Adjusted for seasonal and calendar effects



Revisions and data update

On the press release day, INE has updated BTI data series corresponding to the last 13 months. In the case of calendar adjusted and seasonally and calendar adjusted series, according to INE standard, the series are revised since its beginning. The results are available at INEBase.

Methodological note

The Business Turnover Index (BTI) is a short-term synthesis statistical operation aiming at obtaining an indicator to measure the short-term evolution of turnover, as a whole, for non-financial economic sectors: *Extractive and manufacturing industries, Electrical energy and water, Trade and Non-financial services*.

Survey Type: ongoing monthly.

Base year: 2015.

Population scope: the business turnover Index provides a comprehensive and weighted measure of the business turnover for the economic sectors *Extractive and manufacturing industries, the Supplying of electricity and water, Treatment and management of waste, Trade and Non-financial market Services*.

Geographical scope: the whole country.

Results reference period: calendar month.

Information sources: it is compiled using information from three statistical operations carried out by INE: Industry turnover indices (ITI), service sector activity indicators (SSAI) and retail trade indices (RTI). In addition, existing information from administrative registers is utilized: sales declared by large companies in their VAT returns in the sector not covered by the surveys previously mentioned.

Further information is available in the methodology:

http://www.ine.es/dynqs/INEbase/en/operacion.htm?c=Estadistica_C&cid=1254736176958&menu=metodologia&idp=1254735576715

And in the standardized methodological report:

<http://www.ine.es/dynt3/metadatos/en/RespuestaDatos.html?oe=30083>

INE's statistics are produced according to the European Statistics Code of Practice, that underlies the policy and strategy of the institution quality. For further information, take a look at the section [Quality at INE and Code of Practice](#) at INE Website.

For further information see **INEbase**: www.ine.es/en/ Twitter: @es_ine

All press releases at: www.ine.es/en/prensa/prensa_en.htm

Press office: Telephone numbers: (+34) 91 583 93 63 /94 08 – gprensa@ine.es

Information Area: Telephone number: (+34) 91 583 91 00 – www.ine.es/infoine/?L=1

Business Turnover Indices. Base 2015 December 2020

Provisional data

1. Business Turnover Indices, Total and by sectors Seasonally and calendar adjusted

	Index	Rate (%)		
		Monthly	Annual	Average year 2020
TOTAL INDEX	109.0	2.6	-8.2	-14.3
Extractive and manufacturing industries	107.7	-1.3	-5.8	-12.0
Electricity and water supply, sewerage and waste management	99.4	11.4	9.2	-10.2
Trade	114.6	4.1	-6.8	-12.1
Market non-financial services	104.8	3.7	-15.9	-21.9

2. Business Turnover Indices, Total and by sectors Calendar adjusted

	Index	Rate (%)	
		Annual	Average year 2020
TOTAL INDEX	112.9	-8.2	-14.5
Extractive and manufacturing industries	102.0	-6.1	-12.2
Electricity and water supply, sewerage and waste management	122.3	-5.9	-11.9
Trade	123.3	-6.8	-12.2
Market non-financial services	109.2	-15.9	-22.4

3. Business Turnover Indices, Total and by sectors Unadjusted

	Index	Rate (%)		Effect Annual
		Annual	Average year 2020	
TOTAL INDEX	114.8	-6.0	-14.2	
Extractive and manufacturing industries	104.8	-2.6	-11.7	-0.661
Electricity and water supply, sewerage and waste management	114.3	10.2	-10.1	0.595
Trade	124.6	-5.2	-11.9	-2.327
Market non-financial services	109.7	-15.2	-22.2	-3.606