

Services Sector Price Indices. Base 2006
First quarter of 2009. *Provisional data*

Sea freight transport prices decrease 4.8% interannually in the first quarter of 2009

In the first quarter of 2009, the Sea Freight Transport Price Index registered an interannual decrease of 4.8%. On the other hand, Information Services prices decreased 2.9% and Telecommunications prices recorded a 0.1% interannual decrease.

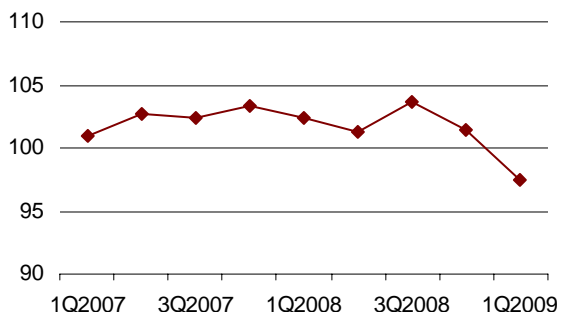
Scheduled passenger air transport was the sector with the greatest interannual increase, standing at 12.3%, followed by Post and courier activities, with an increase of 1.0% as compared with the same period in 2008, and by Computer consultancy and related activities, with an increase of 0.3%.

Quarterly price indices by activity

	Index	% variation on	
		Previous quarter	Same quarter previous year
Sea freight transport	97.4	-3.9	-4.8
Scheduled passenger air transport	117.4	-2.3	12.3
Post and courier activities	102.2	1.2	1.0
Telecommunications	89.0	-0.2	-0.1
Computer consultancy and related activities	106.9	-1.5	0.3
Information services activities*	110.1	0.3	-2.9

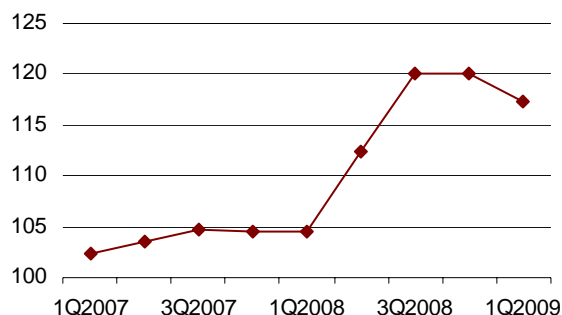
* Data processing, hosting, database and news agency services activities

Sea Freight Transport Price Index



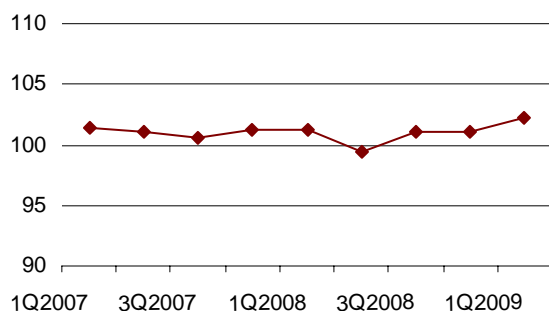
The Sea Freight Transport Price Index, which measures the evolution of the prices of the services offered to companies for both scheduled and unscheduled lines, registered an interannual decrease of 4.8% as compared with the first quarter of 2008. The prices of this activity also showed a quarter-on-quarter decrease, of 3.9%.

Scheduled Passenger Air Transport Price Index



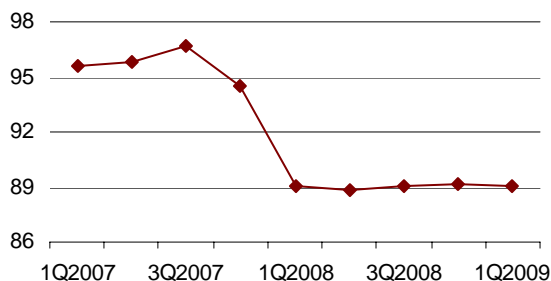
The Scheduled Passenger Air Transport Price Index, which measures the evolution of the prices of the services offered to the business sector by the airlines residing in Spain, registered a 12.3% interannual increase. However, the prices for this activity decreased 2.3% as compared with the previous quarter.

Postal and Courier Activities Price Index



The interannual rate of the Post and Courier Activities Price Index for the corresponding services rendered to companies increased 1.0% in the first quarter of 2009. As compared with the fourth quarter of 2008, the prices of these activities rose 1.2%.

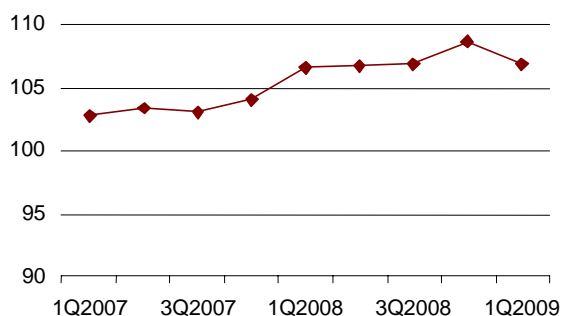
Telecommunications Price Index



The Telecommunications Price Index, which measures the evolution of the prices of landline, mobile and Internet telephony for the business sector, decreased 0.1% as compared with the first quarter of 2008. The prices for this activity likewise decreased 0.2% as compared with the previous quarter.

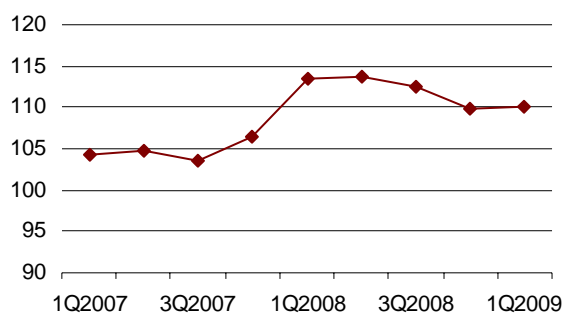
Computer Consultancy and Related

Activities Index



The Index which measures the evolution of prices of Computer consultancy and related activities increased 0.3% interannually in the first quarter of 2009. As compared with the fourth quarter of 2008, the prices of these activities fell 1.5%.

Information Service Activities Index



The Information Services Price Index, which measures the evolution of prices of Data processing, hosting, database and news agency services, decreased 2.9% in the first quarter of 2009, as compared with the first quarter of 2008. Nevertheless, the prices of these activities rose 0.3%, as compared with the fourth quarter of 2008.

Methodological Annex

The main objective of the Services Sector Price Indices, which are published quarterly with base 2006, is to provide indices on the **evolution of the price of the services provided by the companies that operate in each of the sectors, from the perspective of the producer. The prices collected correspond to the services provided to companies (business sector).**

This operation fulfils Regulation (EC) no. 1158/2005 of the European Parliament and Council of 6 July 2005 regarding short-term business statistics, and which includes, in annex D *other services*, the collection of a new variable: producer prices for the services whose clients are companies.

Given the broad scope of this study, the INE, as well as the remaining Central Statistical Offices of the European countries, has established various stages for the completion of its preparation. During this first stage, we have prepared and disseminated the indices corresponding to the sectors of Scheduled passenger air transport, Sea freight transport, the Telecommunications sector, Post and courier activities, Computer consultancy and related activities and Information services activities.

The remaining activities collected in the Regulation (Cargo handling and storage, Legal and economic consultancy, Technical services, Advertising and market studies, Employment-related activities, Investigation and security services and Cleaning activities) **shall be disseminated in the second semester of 2009.**

The information is obtained from a sample that contains the largest companies in each activity (cut-off method) until we have reached a **minimum of 70% of the market quota for each of the sectors studied.** Quarterly, each of these companies is requested to provide information on price indicators, from which the indices are built. Simple chain-linked indices and Laspeyres-type aggregates are calculated.

On 13 April 2007, Royal Decree 475/2007 passed the 2009 Classification of Economic Activities, which is the national version of the European Classification of Economic Activities passed by Regulation (EC) no. 1893/2006 of the European Parliament and Council, of 20 December 2006.

The adaptation to the new classification has caused changes in the Services Sector Activity Indicators survey. For some activities, the new classification has only caused a change in code, and not in content; in other cases, however, some activities have changed to belong to different branches or sectors. In the case of IT activities, with the new classification, two different indices are published: one corresponding to computer consultancy and related activities, and the other to information services, which encompasses data processing, hosting, database and news agency services activities. In order to guarantee the comparability of the information over time, the INE publishes, in INEbase, the retrospective series from the first quarter of 2007 in this new classification.

For further information see **INEbase-www.ine.es** All press releases at: **www.ine.es/prensa/prensa_en.htm**

Press office: Telephone numbers: 91 583 93 63 / 94 08 – Fax: 91 583 90 87 - gprensa@ine.es

Information Area: Telephone: 91 583 91 00 – Fax: 91 583 91 58 – www.ine.es/infoine
