

**Services Sector Price Indices. Base 2006**  
**Fourth quarter of 2008. *Provisional data***

**The interannual rate of Telecommunications prices decreases 5.5%  
in the fourth quarter of 2008**

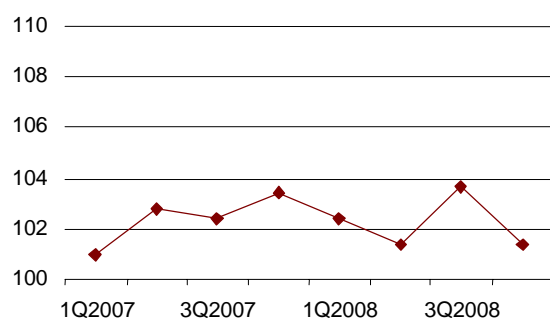
The Services Sector Price Indices registered negative interannual rates in two sectors during the fourth quarter of 2008. Specifically, telecommunications prices registered a 5.5% decrease as compared with the same period the previous year, whereas Sea Freight Transport registered a 2.0% interannual decrease.

Among the sectors registering price increases, Scheduled passenger air transport experienced the greatest interannual increase in the fourth quarter of 2008, with a rate of 14.6%. On the other hand, prices increased 4.5% in Computer activities and 1.2% in Postal and courier activities.

**Quarterly price indices by activity**

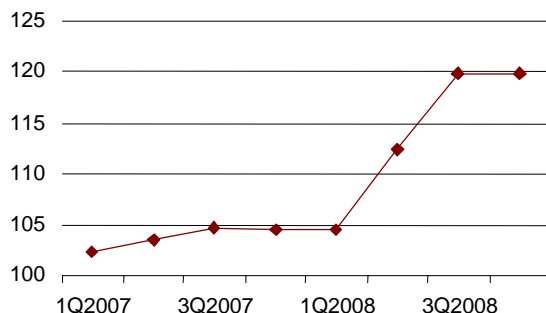
	Index	% variation on	
		Previous quarter	Same quarter previous year
Sea freight transport	101.4	-2.2	-2.0
Scheduled passenger air transport	119.8	-0.1	14.6
Post and courier activities	102.5	0.2	1.2
Telecommunications	89.2	-0.9	-5.5
IT activities	107.4	1.5	4.5

**Sea Freight Transport Price Index**



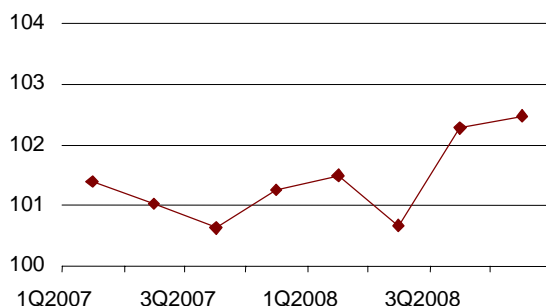
The Sea Freight Transport Price Index, which measures the evolution of the prices of the services offered to companies for both scheduled and unscheduled lines, decreased 2.0% as compared with the fourth quarter of 2007. The prices of this activity also decreased 2.2% as compared with the previous quarter.

## Scheduled Passenger Air Transport Price Index



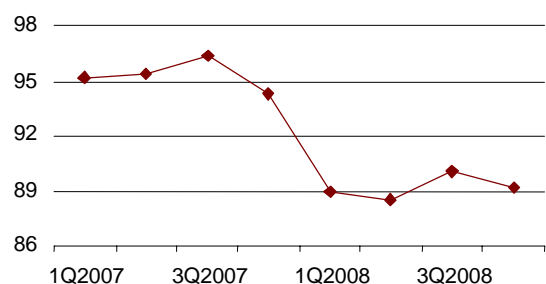
The Scheduled Passenger Air Transport Price Index, which measures the evolution of the prices of the services offered to the business sector by the airlines based in Spain, registered a 14.6% interannual increase. This index decreased 0.1% as compared with the third quarter of 2008.

## Postal and Courier Activities Price Index



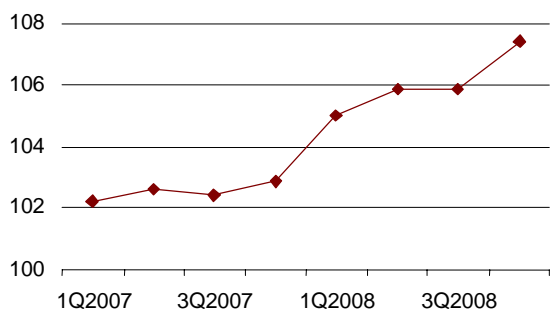
The interannual rate of the Postal and Courier Activities Price Index for the corresponding services rendered to companies increased 1.2% in the fourth quarter of 2008. As compared with the third quarter of 2008, the prices of these activities rose 0.2%.

## Telecommunications Price Index



The Telecommunications Price index, which measures the evolution of prices of landline, mobile and Internet telephony for the business sector, decreased 5.5% as compared with the fourth quarter of 2007. Similarly, the prices for this activity decreased 0.9% as compared with the previous quarter.

## IT Activities Price Index



The Index that measures the evolution of the prices of IT activities provided to companies increased 4.5% in the fourth quarter of 2008. The prices of these activities rose 1.5%, in comparison with the third quarter of 2008.

## Methodological Annex

The main objective of the Services Sector Price Indices, which are published quarterly with base 2006, is to provide indices on the **evolution of the price of the services rendered by the companies that operate in each of the sectors from the perspective of the producer. The prices collected correspond to the services rendered to companies (business sector).**

This operation fulfils Regulation (EC) no. 1158/2005 of the European Parliament and Council of 6 July 2005 regarding short-term business statistics, and which includes, in annex D “other services”, the collection of a new variable: producer prices for the services whose clients are companies.

Given the broad scope of this study, the INE, as well as the remaining Central Statistical Offices of the European countries, has established various stages for the completion of its preparation. During this first stage, we have prepared and disseminated the indices corresponding to the sectors of Scheduled passenger air transport, Sea freight transport, the Telecommunications sector, Postal and courier activities and IT activities.

**The remaining activities** considered in the Regulation (Cargo handling and storage, Legal and economic advice, Technical services, Advertising, Labour recruitment and provision of personnel, Investigation and security services and Industrial cleaning activities) **will be disseminated in the last quarter of 2009.**

The information is obtained from a sample that contains the largest companies in each activity (cut-off method) until we have reached a **minimum of 70% of the market quota for each of the sectors studied.** Quarterly, each of these companies is requested to provide information on price indicators, from which the indices are built. Simple chain indices and Laspeyres-type aggregates are calculated.

---

For further information see **INEbase-[www.ine.es](http://www.ine.es)** All press releases at: **[www.ine.es/prensa/prensa\\_en.htm](http://www.ine.es/prensa/prensa_en.htm)**

**Press office:** Telephone numbers: 91 583 93 63 / 94 08 – Fax: 91 583 90 87 - [gprensa@ine.es](mailto:gprensa@ine.es)  
**Information Area:** Telephone: 91 583 91 00 – Fax: 91 583 91 58 – [www.ine.es/infoine](http://www.ine.es/infoine)

---