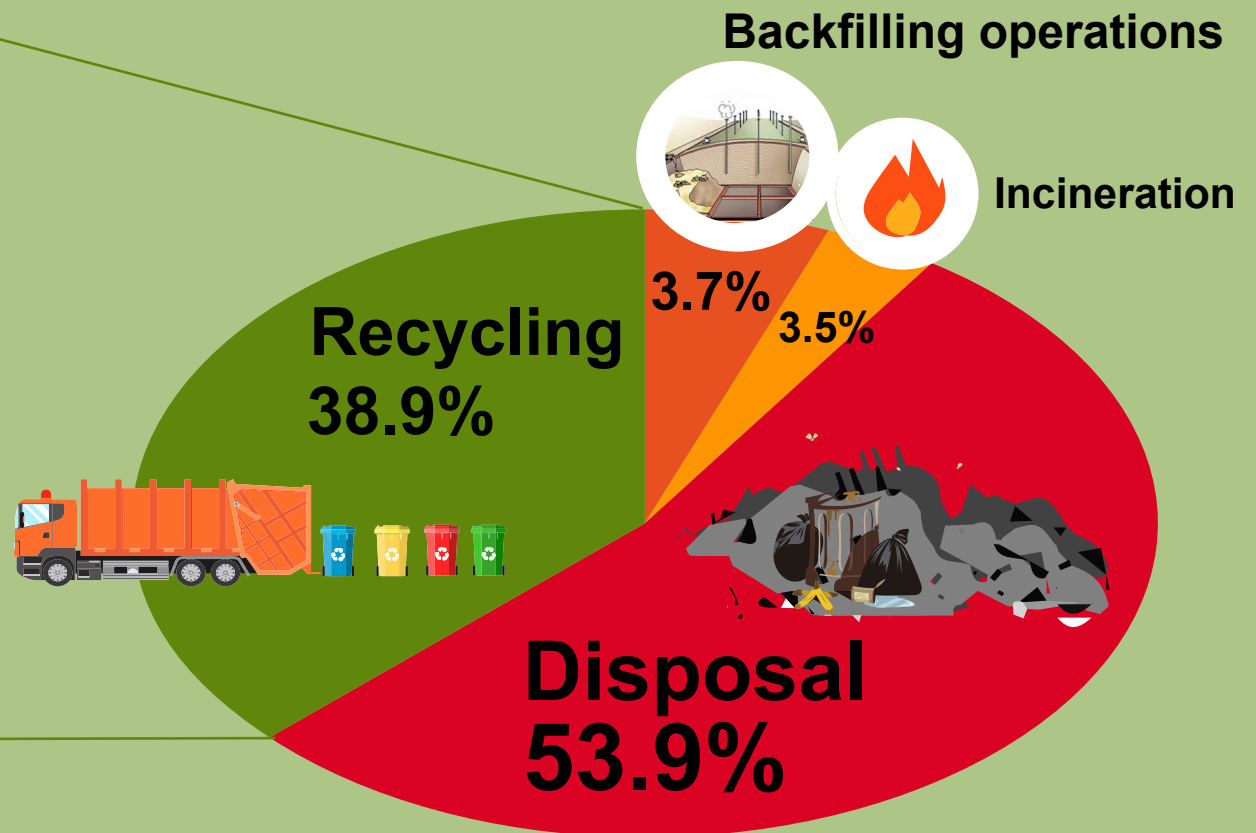


Waste treatment 2017

Waste managed: **115.5** million tonnes

Recycled waste	%
Mineral	45.4
Metallic	23.6
Paper and cardboard	8.6
Mixed wastes	6.4
Animal and vegetal	3.6
Common sludges	2.8
Chemical	2.5
Wood	2.3
Glass	2.2
Discarded equipment	1.2
Plastic	1.0
Other	0.4



Urban waste collection, 2017


22.5 million tonnes of waste

↑ **2.9%**
compared to 2016



483.9 kilograms per person

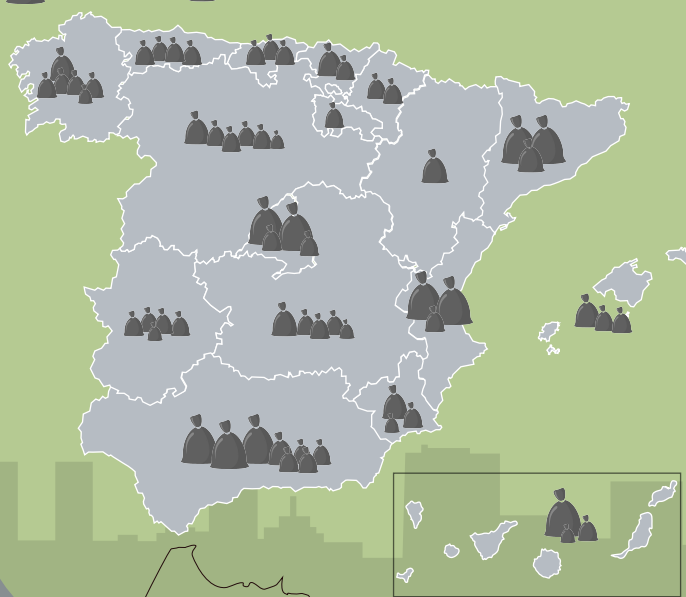
↑ **2.7%**
compared to 2016



18.3 million tonnes
of mixed waste

↑ **1.2%**
compared to 2016

= 1000 tonnes = 500 tonnes = 100 tonnes = 50 tonnes



4.2 million tonnes
of separately collected waste

↑ **10.9%**
compared to 2016

= 1000 tonnes = 500 tonnes = 100 tonnes = 50 tonnes

