

18 December 2018
(Updated 3rd January 2019)

Spanish Tourism Satellite Account. Base 2010
2010-2017 Series

The contribution of tourism reached 137,020 million euros in 2017, representing 11.7% of GDP

Industry branches concerning tourism generated 2.60 million jobs, 12.8% of total employment.

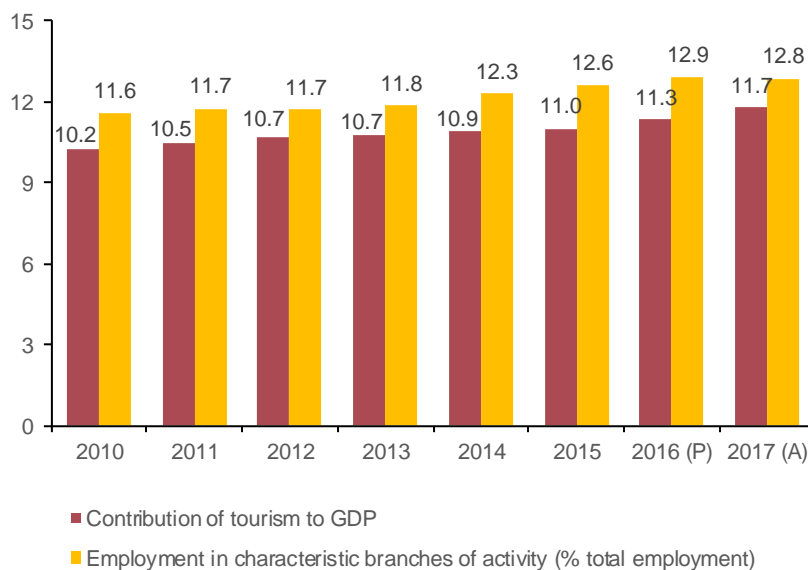
The Gross Domestic Product (GDP) contribution associated with tourism, measured through the total tourist demand, reached 137,020 million euros in 2017. This figure represented 11.7% of GDP, 0.4% more than in 2016.

Since 2010, the contribution of tourism to GDP has increased by 1.5 points, from 10.2% to 11.7%.

In turn, employment in industry branches concerning tourism reached 2.60 million jobs. This represented 12.8% of total employment in the economy, 0.1% less than in 2016.

The contribution of jobs connected to tourism has increased by 1.2 points since 2010, from 11.6% to 12.8% of total employment in the economy.

Contribution of tourism to GDP and employment
Percentage

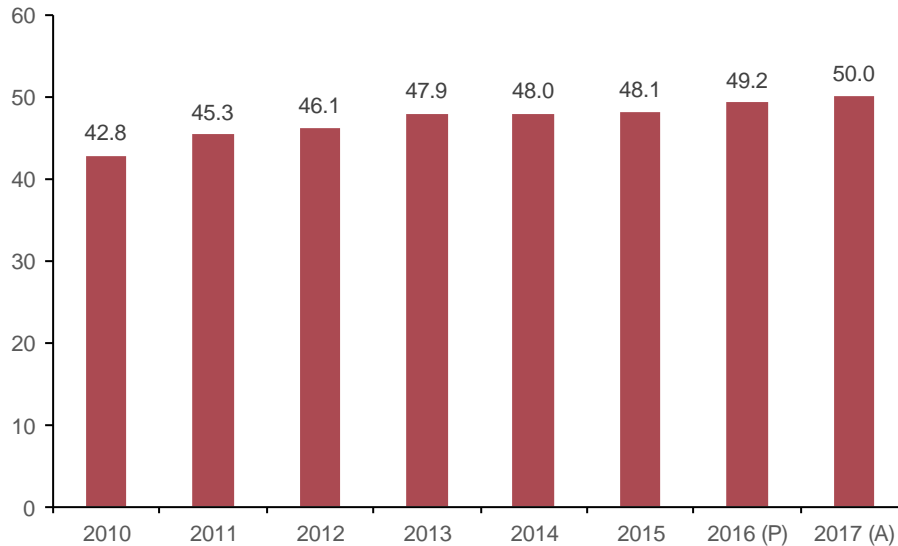


: Provisional estimate, (A): Preview Estimate

In 2017, the component with the greatest contribution to the total tourist demand was inbound tourist consumption, with 50.0% of the total. This aggregate has shown the greatest growth in recent years within total tourist demand.

Contribution of inbound tourist consumption to total tourist demand

Percentage

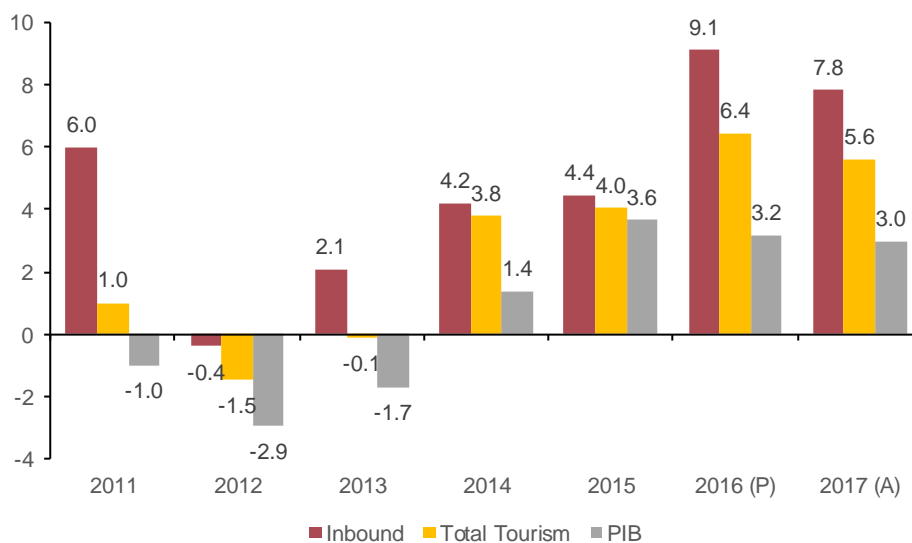


(P): Provisional estimate, (A): Preview Estimate

Total tourist demand increased by 5.6% in 2017. Since 2010, the development of the tourist economy in real terms has been better than that of the economy as a whole.

Real evolution of GDP and contribution of tourism to GDP

Percentage

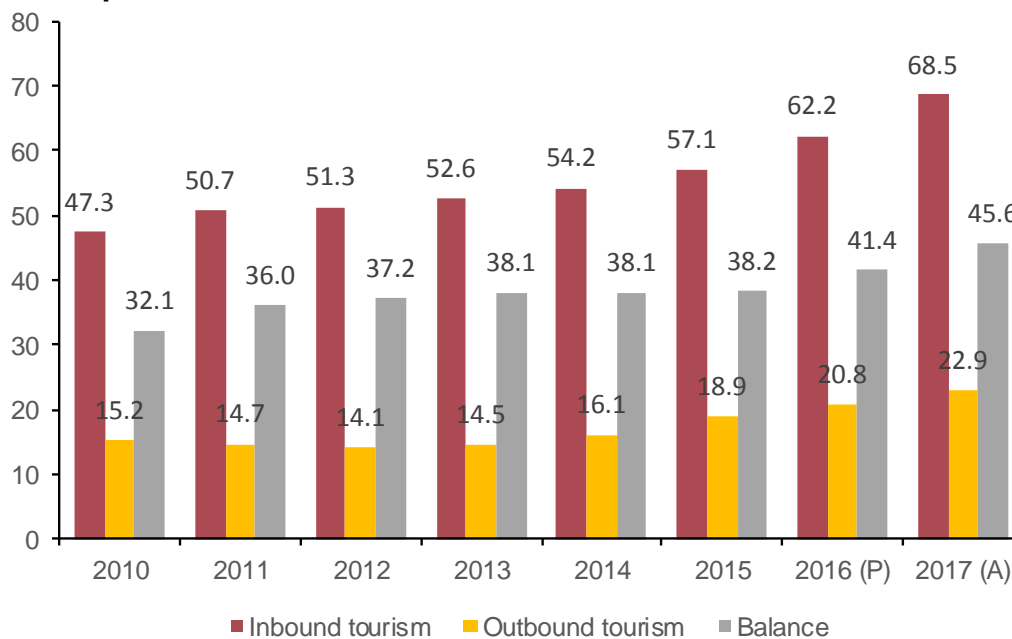


(P): Provisional estimate, (A): Preview Estimate

Contribution of tourism to Spanish GDP

	2010	2011	2012	2013	2014	2015	2016 (P)	2017 (A)
Current prices:								
Millions of euros								
TOTAL	110,584	111,906	111,215	109,820	113,020	118,725	126,471	137,020
Inbound tourism	47,328	50,711	51,295	52,601	54,217	57,062	62,226	68,532
Other components of tourism	63,256	61,195	59,920	57,219	58,803	61,663	64,245	68,487
Current prices:								
Percentage regarding GDP								
TOTAL	10.2	10.5	10.7	10.7	10.9	11.0	11.3	11.7
Inbound tourism	4.4	4.7	4.9	5.1	5.2	5.3	5.6	5.9
Other components of tourism	5.9	5.7	5.8	5.6	5.7	5.7	5.7	5.9
Constant prices: Chain-linked value indices reference year 2010 = 100								
TOTAL	100.0	101.0	99.5	99.4	103.1	107.3	114.2	120.6
Inbound tourism	100.0	106.0	105.6	107.7	112.2	117.2	127.9	137.9
Other components of tourism	100.0	97.3	95.0	93.1	96.2	99.8	103.7	107.3
(P): Provisional estimate								
(A): Preview Estimate								

Comparison of inbound tourist consumption with outbound tourism



(P): Provisional estimate, (A): Preview Estimate
Current prices Billion euros

Methodological note

The Tourism Satellite Account for Spain (TSAS) is a summary statistic comprised of a set of accounts and tables, based on the methodological principles of national accounting and that presents the different economic parameters of tourism in Spain, for a given reference date. The current base is 2010.

It essentially consists of three types of components:

- Supply accounts and tables, in which an attempt is made to characterise the production and cost structures of tourism companies.
- Demand tables, in which an attempt is made to characterise, from an economic viewpoint, the different types of tourists, domestic tourism compared to international tourism, the type of goods and services for which there is demand, etc.
- Tables that interrelate supply and demand, which allow integrated measurements of the contribution of tourism to the economy to be obtained through macro variables such as GDP, production or employment.

For more information you can access the methodology at:

<https://www.ine.es/metodologia/t35/metosateln.pdf>

And the standardised methodological report at:

<https://www.ine.es/dynt3/metadatos/es/RespuestaDatos.html?oe=30027>

For further information see **INEbase**: www.ine.es/en/ Twitter: [@es_ine](https://twitter.com/es_ine)

All press releases at: www.ine.es/en/prensa/prensa_en.htm

Press office: Telephone numbers: (+34) 91 583 93 63 /94 08 – gprensa@ine.es

Information Area: Telephone number: (+34) 91 583 91 00 – www.ine.es/infoine/?L=1
