

**23 December 2019
(Updated to 27 December 2019)**

**Spanish Tourism Satellite. Statistical review 2019
2016-2018. Series**

The contribution from tourism reached 147,946 million euros in 2018, representing 12.3% of the GDP

Tourism-related industries generated 2.62 million jobs, or 12.7% of total employment.

The Gross Domestic Product (GDP) contribution associated with tourism, measured using total tourist demand, reached 147,946 million euros in 2018. This figure represented 12.3% of GDP, one tenth more than in 2017.

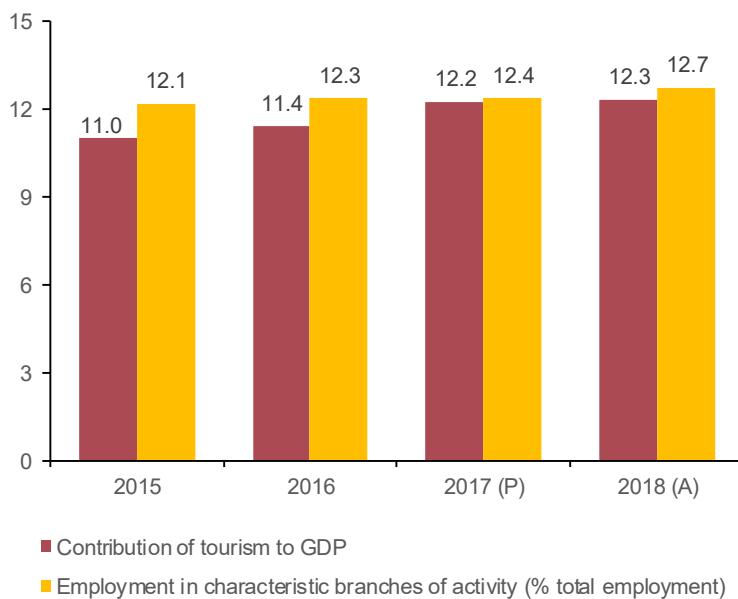
Since 2015, the contribution of tourism to GDP has increased by 1.3 points, from 11.0% to 12.3%.

In turn, employment in tourism-related industries reached 2.62 million jobs. This represented 12.7% of total employment in the economy, three tenths more than in 2017.

The contribution of tourism-related jobs has increased by 0.6 points since 2015, from 12.1% to 12.7% of total employment in the economy.

Contribution of tourism to GDP and employment

Percentage

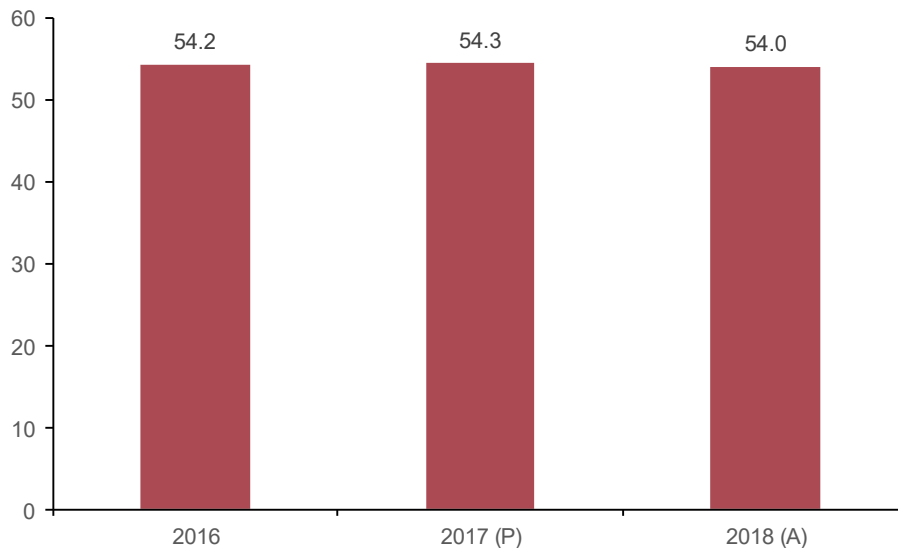


(P): Provisional estimate, (A): Preview Estimate

In 2018, the component with the greatest contribution to domestic tourism consumption the inbound tourism expenditure, with 54.0% of the total.

Contribution of inbound tourist consumption to to domestic tourism consumption

Percentage

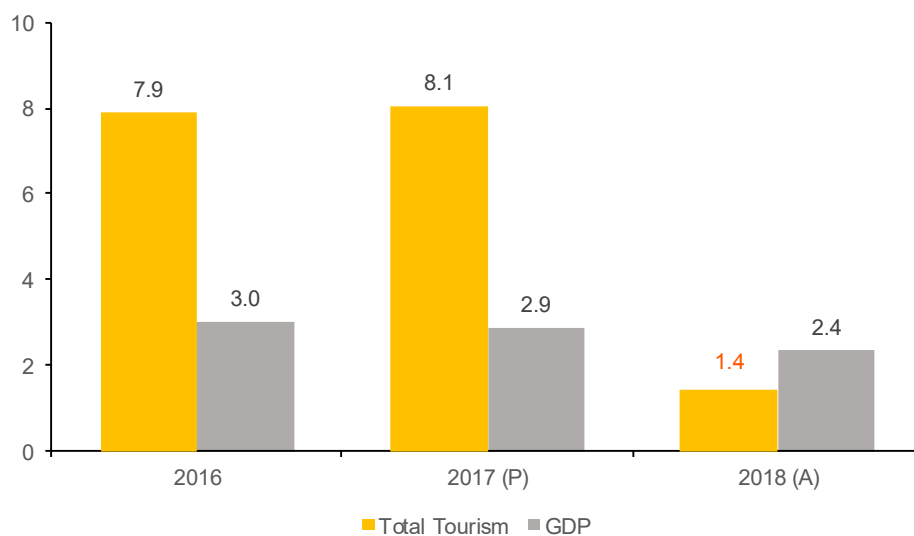


(P): Provisional estimate, (A): Preview Estimate

Total tourism demand increased by **1.4%**, in terms of volume, in 2018. Since 2015, the development of the tourist economy in real terms has been better than that of the economy as a whole, **except in 2018**.

Real evolution of GDP and contribution of tourism to GDP

Percentage



(P): Provisional estimate, (A): Preview Estimate

Contribution of tourism to the Spanish economy

	2015	2016	2017 (P)	2018 (A)
Current prices: Millions of euros				
Internal tourism expenditure		116,148.1	129,930.8	135,214.2
Internal tourism consumption		132,178.5	147,711.9	154,299.1
Gross value added of tourism industries (GVATI)		221,584.8	230,421.1	
Tourism direct gross value added (TDGVA)		65,200.5	68,571.6	
Tourism direct gross domestic product (TDGDP)		70,486.1	74,140.8	
Tourism gross domestic product	118,118.2	126,603.5	141,995.8	147,945.7

Current prices: Percentage regarding GDP

Tourism direct gross domestic product (TDGDP)		6.3	6.4	
Tourism gross domestic product	11.0	11.4	12.2	12.3

Constant prices: Chain-linked value indices (reference year 2015 = 100)

Tourism gross domestic product	100.0	107.9	116.6	118.2
--------------------------------	-------	-------	-------	--------------

Thousands of jobs

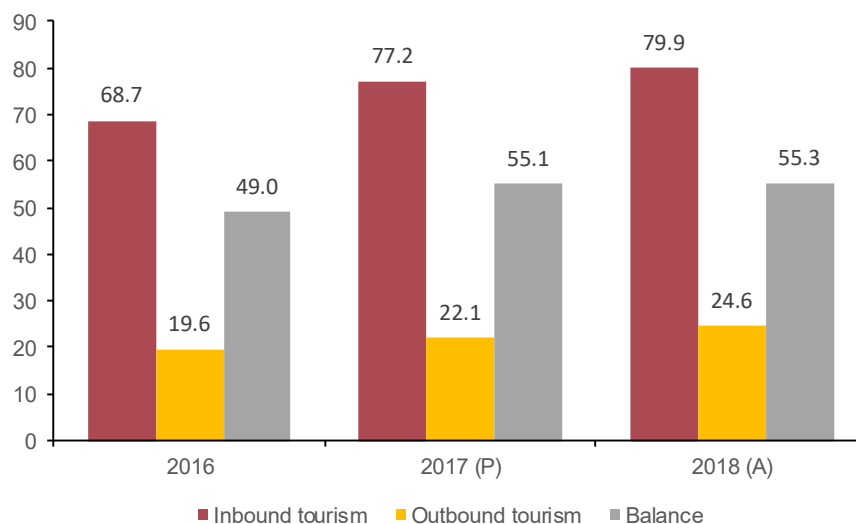
Tourism employment	2,324.1	2,421.5	2,488.5	2,616.3
--------------------	---------	---------	---------	---------

% total employment

Tourism employment	12.1	12.3	12.4	12.7
--------------------	------	------	------	------

Comparison of inbound tourist expenditure with outbound tourist expenditure

Current prices Billion euros



(P): Provisional estimate, (A): Preview Estimate

Methodological note

The Tourist Satellite Account in Spain (TSAS) is a summary statistic comprised of a set of accounts and tables, based on the methodological principles of national accounting. It shows the different economic parameters for tourism in Spain for a given reference date. Given the close relationship between the TSAS and the Spanish National Accounts, the statistical review of the latter has led to a similar process in the TSAS.

The TSAS basically comprises three types of elements:

- Supply accounts and tables, in which an attempt is made to characterise the production and cost structures of tourism companies.
- Demand tables, in which an attempt is made to characterise, from an economic viewpoint, the different types of tourists, domestic tourism compared to international tourism, the type of goods and services for which there is demand, etc.
- Tables that interrelate supply and demand, which allow integrated measurements of the contribution of tourism to the economy to be obtained through macro variables such as GDP, production or employment.

For more information you can access the methodology at:

https://www.ine.es/metodologia/t35/notametneg_rev19.pdf

And the standardised methodological report at:

<https://www.ine.es/dynt3/metadatos/es/RespuestaDatos.html?oe=30027>

For further information see **INEbase**: www.ine.es/en/ Twitter: [@es_ine](https://twitter.com/es_ine)

All press releases at: www.ine.es/en/prensa/prensa_en.htm

Press office: Telephone numbers: (+34) 91 583 93 63 /94 08 – gprensa@ine.es

Information Area: Telephone number: (+34) 91 583 91 00 – www.ine.es/infoine/?L=1
