

21 September 2020

Conviction Statistics: Adults / Conviction Statistics: Minors
Year 2019

In 2019, there were 286,931 adults convicted by final judgment, 0.1% more than the previous year, while there were 14,112 minors, 3.3% more

The most frequent offences were related to road safety (22.2% of the total), injuries (17.4%) and theft (16.8%).

The number of adults convicted of sexual offenses grew by 11.4%, while that of minors increased by 28.8%

Adults convicted by final judgement registered in the Central Register of Convicted Persons¹

In 2019, 286,931 convicted adults (18 years of age and over) were entered in the registry according to the final judgements handed down and communicated to the Central Registry of Prisoners, representing 0.1% more than the previous year.

79.4% of convicted persons were men and 20.6% were women. The number of men registered decreased by 0.2% and that of women by 0.4%.

Convicted adults, by sex. Year 2019

Absolute values and variation rates

	Adults convicted	Annual variation (%)
TOTAL	286,931	0.1
Men	227,722	0.2
Women	59,209	-0.4

The rate of convicted persons per 1,000 inhabitants aged 18 and over was 7.4. For men it was 12.1 and for women 3.0.

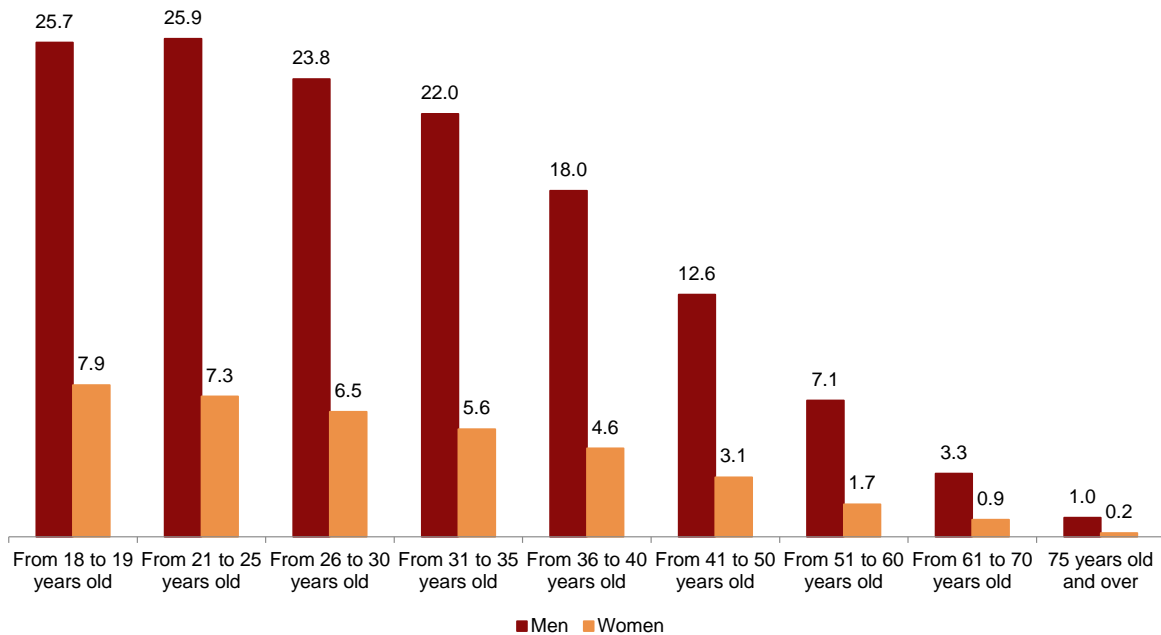
The average age of convicted persons was 37.5 years (37.5 years for men and 37.2 for women).

¹ The Central Register of Convicted Persons contains information on final convictions handed down by criminal courts and tribunals.

Analyzing the rates per 1,000 inhabitants of persons convicted by sex and age, the most frequent age group was 21 to 25 years in the case of men (with a rate of 25.9), and 18 to 20 years in the case of men women (with a rate of 7.9).

Convicted persons by sex and age group. Year 2019

Rates per 1,000 inhabitants aged 18 years old and over



Most of the people convicted in 2019 had Spanish nationality (75.0% as compared with 76.3% the previous year). Nevertheless, considering the rate of convicted persons per 1,000 inhabitants aged 18 years and over, the rate of foreign convicted persons (17.3) was nearly three times higher than that of those of Spanish nationality (6.2).

Among foreign nationals, European Community countries represented the highest percentage of convicted persons (30.8% of the total).

Out of the total convicted persons, 75.8% were convicted for a single crime and 24.2% for more than one.

Sentences imposed

In 2019, 769,459 final sentences were imposed and entered in the Register, 2.1% more than in 2018. 46.5% of the punishments, both principal and accessory, were *punishments restricting other rights*. 34.2% were *fines* and 19.2% were *custodial penalties*.

Among *punishments restricting other rights*, the most frequent was *special disqualification for employment* (15.0% of the total). Among custodial sentences, *imprisonment* was the most common (18.5%).

By sex of the offender, *punishments restricting other rights* represented 49.4% of the total for men and 30.9% for women. 19.6% of the total sentences imposed on men were *custodial sentences* (19.0% were *imprisonment*). On women, 16.8% were *custodial sentences* (16.1% were *imprisonment*).

By nationality of the offender, *custodial sentences* were more frequent among foreign convicts (20.1% of the total, as compared with 18.8% of Spaniards). In particular, *imprisonment* accounted for 19.8% of the total for foreigners and 18.1% for Spaniards.

142,513 *imprisonment sentences* were imposed, 0.1% less than in 2008. 93.0% with a duration of zero to two years, 5.8% with a duration between two and five years and 1.2% with a duration of more than five years.

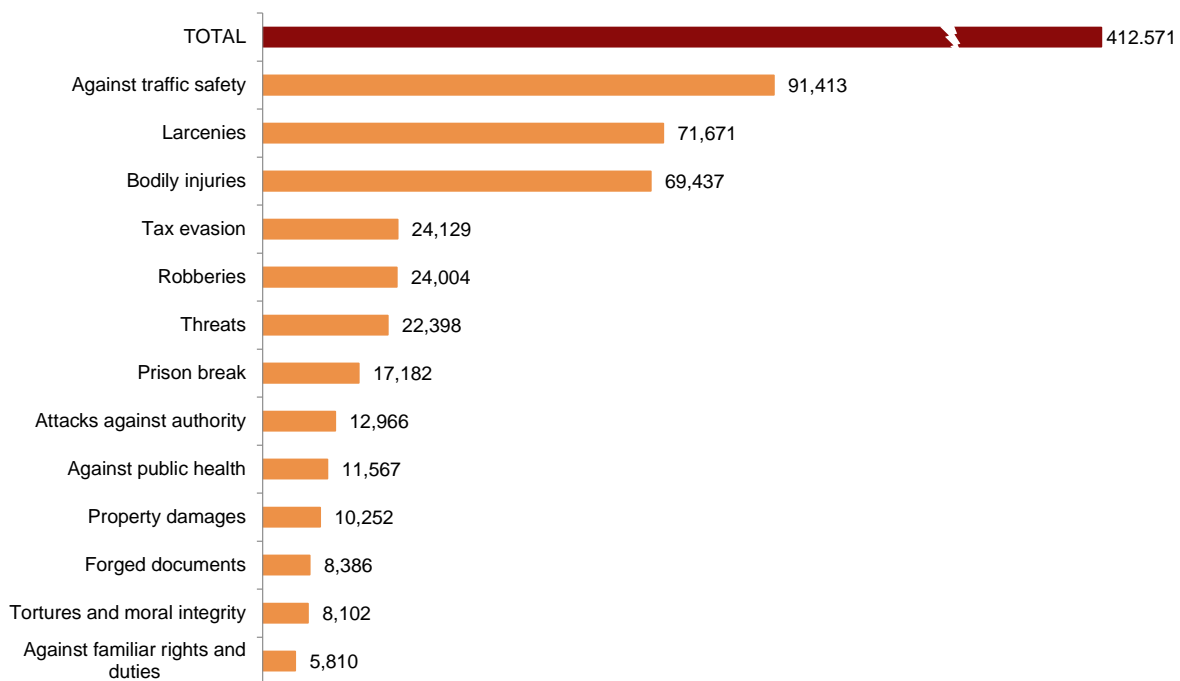
35.9% of *imprisonment sentences* were for *crimes relating to property and the socio-economic order*, 16.6% for *crimes relating to collective security* and 11.7% for *crimes involving injuries*.

Registered crimes and their typology

In 2019, 412,571 crimes were registered, 1.5% more than the previous year. Based on their typology, the most frequent infractions were *crimes against road safety* (22.2% of the total), *theft* (17.4%) and *injuries* (16.8%).

Crimes committed, by type. Year 2019

Absolute values



The average number of crimes per convicted person was 1.4. By sex, and as in the previous year, the average number of crimes was higher for men (1.5) than for women (1.4).

Of the total number of crimes committed, 88.0% were in the degree of consummation and 11.5% in the degree of attempt.

Convicted persons and offences by place of conviction

Andalucía was the autonomous community where the most convicted persons were registered (19.1% of the total). It was followed by Cataluña (16.1%) and Comunidad de Madrid (13.3%).

Cataluña was the Autonomous Community with more foreign convicted persons (25.4% of the total), followed by Comunidad de Madrid (16.4%) and Comunitat Valenciana (13.2%).

The autonomous cities of Ceuta and Melilla registered the highest rates of registered convicts per 1,000 inhabitants (25.3 and 24.3, respectively). In contrast, Castilla y León (5.6), Castilla-La Mancha and Extremadura (both with 5.7), had the lowest rates.

Convicted adults by autonomous communities and cities (place of conviction) and nationality. Year 2019

Absolute values and rates per 1,000 women aged 18 years old and over

	Total	Spanish	Foreign	Rates
Ceuta	1,620	683	937	25.3
Melilla	1,483	492	991	24.3
Comunitat Valenciana	37,413	27,923	9,490	9.1
Balears, Illes	8,336	5,409	2,927	8.5
Canarias	15,481	12,498	2,983	8.3
Murcia, Región de	9,648	7,090	2,558	8.1
Andalucía	54,848	46,444	8,404	8.0
Cataluña	46,183	27,997	18,186	7.4
TOTAL	286,931	215,287	71,644	7.4
Rioja, La	1,846	1,359	487	7.1
Cantabria	3,475	2,955	520	7.1
Asturias, Principado de	6,202	5,590	612	7.0
Madrid, Comunidad de	38,169	26,433	11,736	7.0
Navarra, Comunidad Foral de	3,583	2,542	1,041	6.7
País Vasco	12,116	8,596	3,520	6.7
Aragón	6,742	4,790	1,952	6.1
Galicia	13,748	12,493	1,255	5.9
Extremadura	5,073	4,582	491	5.7
Castilla-La Mancha	9,464	7,651	1,813	5.7
Castilla y León	11,501	9,760	1,741	5.6

**Crimes committed by autonomous communities and cities
(place of conviction) and sex. Year 2019**

Absolute Values

	Offences	Men	Women
TOTAL	412,571	332,039	80,532
Andalucía	77,303	62,875	14,428
Cataluña	71,655	57,262	14,393
Madrid, Comunidad de	54,264	41,157	13,107
Comunitat Valenciana	53,383	42,692	10,691
Canarias	21,082	17,522	3,560
Galicia	19,919	16,262	3,657
País Vasco	18,697	15,265	3,432
Castilla y León	16,731	13,361	3,370
Murcia, Región de	13,275	11,214	2,061
Castilla-La Mancha	12,783	10,728	2,055
Balears, Illes	11,735	9,709	2,026
Aragón	9,595	7,785	1,810
Asturias, Principado de	8,824	7,024	1,800
Extremadura	7,014	5,736	1,278
Navarra, Comunidad Foral de	4,940	4,121	819
Cantabria	4,897	3,974	923
Rioja, La	2,439	1,991	448
Ceuta	2,180	1,763	417
Melilla	1,855	1,598	257

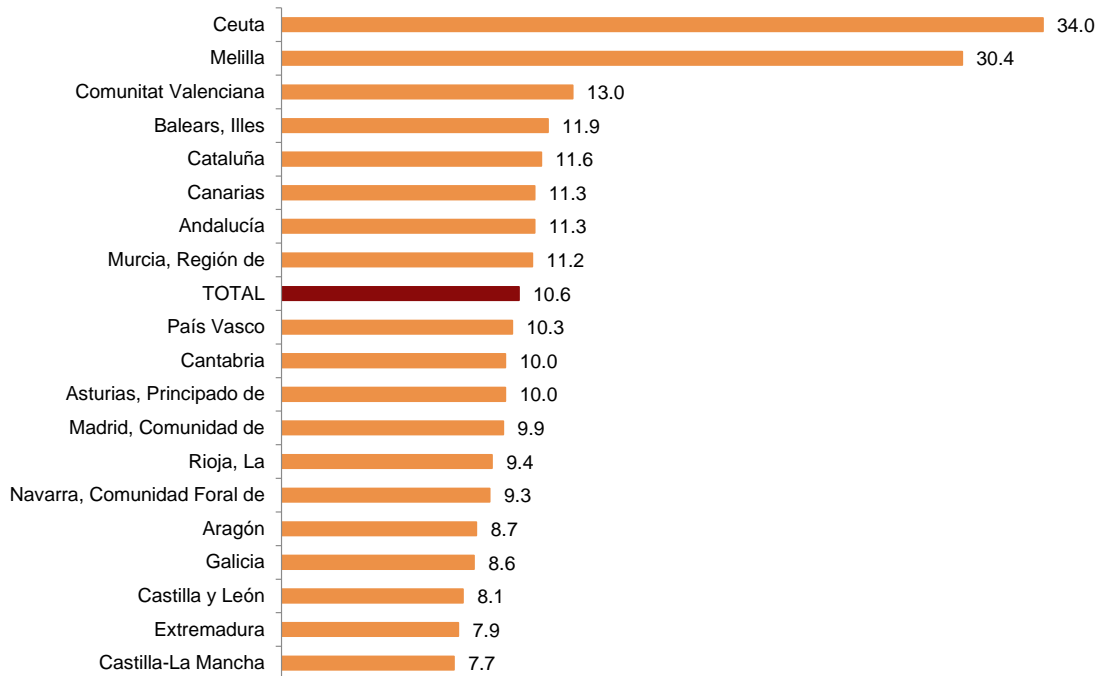
In Spain as a whole, the crime rate per 1,000 inhabitants (according to the place of conviction) was 10.6 in 2019.

The autonomous cities of Ceuta (34.0) and Melilla (30.4), and Comunitat Valenciana (13.0) registered the highest rates per 1,000 inhabitants.

In turn, Castilla-La Mancha (7.7), Extremadura (7.9), and Castilla y León (8.1) recorded the lowest figures.

**Crimes committed by autonomous communities and cities (place of conviction).
Year 2019**

Rates per 1,000 inhabitants aged 18 years old and over



Minors convicted by final judgement registered in the Central Register for Criminal Responsibility of Minors²

In 2019, a total of 14,112 convicted minors (aged 14 to 17 years old) were registered according to final judgements communicated to the registry, indicating an increase of 3.3%, as compared with the previous year.

79.1% of convicted minors were men and 20.9% were women.

Convicted minors, by sex. Year 2019

Absolute values and variation rates (%)

	Minors convicted	Annual variation (%)
TOTAL	14,112	3.3
Men	11,160	3.8
Women	2,952	1.4

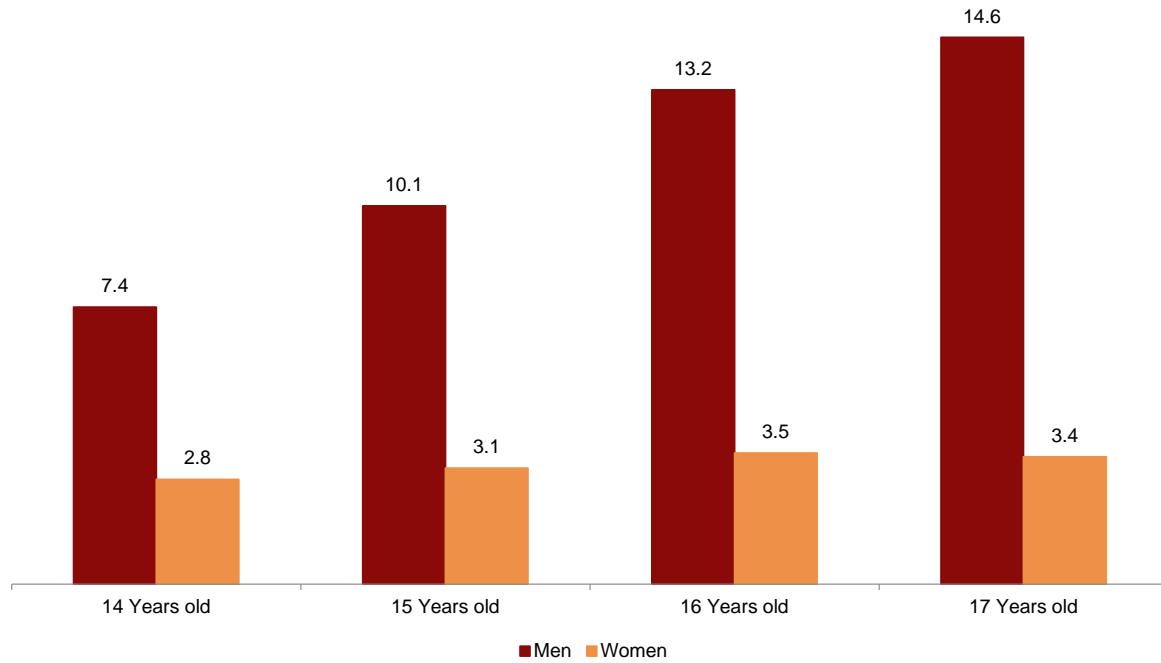
The rate for convicted minors aged 14 to 17 years old per 1,000 inhabitants in the same age bracket was 7.4.

² The Central Register for Criminal Responsibility of Minors contains information regarding final convictions imposed on minors by the Juvenile Courts.

By age, the 17-year-old group was the most numerous (30.4% of the total), followed by the 16-year-old group (28.5%).

Convicted minors, by sex and age. Year 2019

Rates per 1,000 inhabitants 14 to 17 years old



By analysing the rates according to sex and age of the convicted minors, the most frequent age was 17 in the case of males and 16 in females.

The majority of convicted minors had Spanish nationality (79.7%). Nevertheless, the rate of convicted minors per 1,000 inhabitants aged 14 to 17 was almost three times higher for foreign minors (17.0) than for Spanish minors (6.4).

In terms of the number of offences committed, almost two out of every three convicted minors carried out just one criminal offence and one in three carried out more than one.

Measures Taken

Judges adopted 23,212 measures in 2019, for an increase of 1.8% over the previous year. The most frequent were *probation* (43.3% of the total), *community service* (14.6%) and *socio-educational tasks* (11.7%).

According to the nationality of the offender, semi-open internment and probation measures fell more frequently on foreign minors (14.3% and 45.8% of the total, respectively) than on Spanish minors (9.2% and 42.6%).

In turn, foreign minors incurred less frequently in measures of *performing socio-educational tasks* and *community services* (8.4% and 11.7% of the total, respectively, as compared to 12.7% and 15.5% for Spaniards).

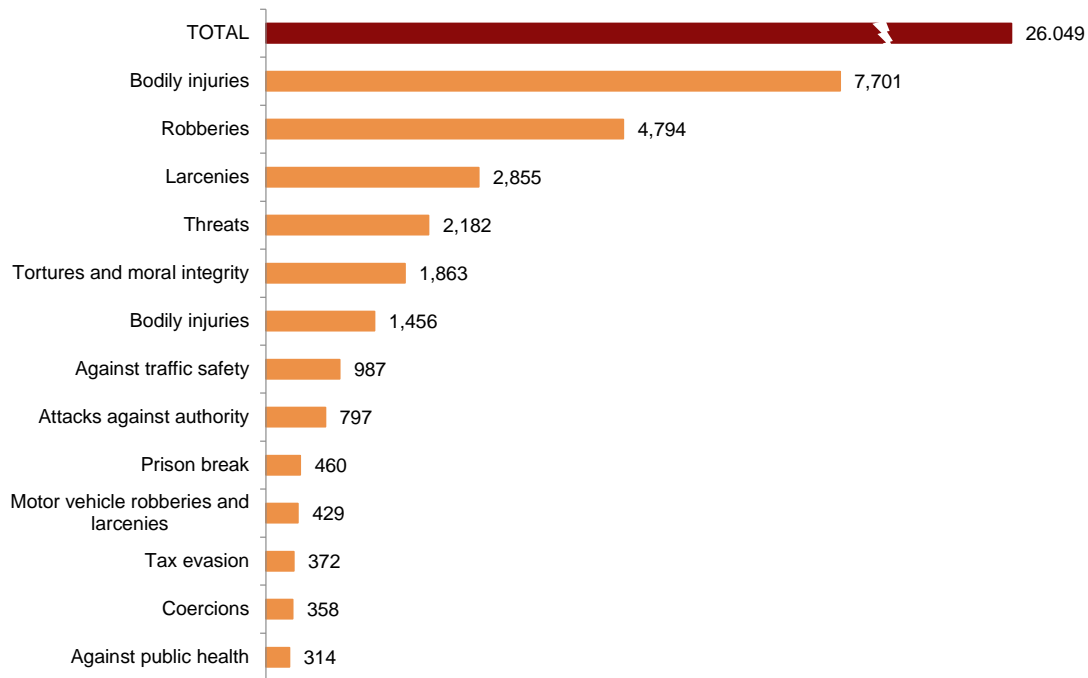
Criminal offences and their typology

In 2019, a total of 26,049 criminal offences committed by minors were registered, 7.0% more than the previous year. All of them were crimes.

By type of crime, the highest incidence were *injuries* (29.6% of the total), *robberies* (18.4%) and *thefts* (11.0%).

Criminal offenses committed, by type. Year 2019

Absolute Values



By sex, male minors committed 81.2% of criminal offences and females committed 18.8%.

By age, it can be observed that the number of offences committed increases with age. Therefore, those carried out at the age of 17 (30.1% of the total) accounted for almost twice those carried out at the age of 14 (16.4%).

77.3% of the offences were committed by Spanish minors and 22.7% by foreign minors, figures similar to those of the previous year.

Convicted minors and criminal offences by place of sentence

Andalusia was the community with the most convicted minors recorded in the Registry, with 21.1% of the total. It was followed by Comunitat Valenciana (13.7%) and Cataluña (11.7%).

This order was different in the case of minors of Spanish and foreign nationality. In the case of Spaniards, Andalucía was the community with the highest number of convicted minors (22.8%) followed by Comunitat Valenciana (14.4%) and Comunidad de Madrid (8.9%). However, Cataluña was the community with highest number of foreign convicted minors (24.7%), followed by Andalucía (14.3%) and Comunitat Valenciana (11.1%).

The autonomous cities of Ceuta and Melilla (with 37.4 and 15.6, respectively) and Cantabria (with 12.8), registered the highest rates of minors aged 14-17 years convicted per 1,000 inhabitants in the same age group.

In turn, Comunidad de Madrid (4.6), Cataluña (5.2) and Castilla-La Mancha (6.0) registered the lowest figures.

Convicted minors by autonomous communities and cities (place of conviction) and nationality. Year 2019

Absolute values and rates per 1,000 inhabitants aged 14 to 17 years

	Total	Spanish	Foreign	Rates
Ceuta	170	95	75	37.4
Melilla	73	24	49	15.6
Cantabria	280	242	38	12.8
Canarias	1,051	884	167	11.6
Balears, Illes	547	436	111	11.5
Asturias, Principado de	312	269	43	9.9
Comunitat Valenciana	1,934	1,617	317	9.4
Castilla y León	707	601	106	8.6
Murcia, Región de	561	449	112	8.1
Andalucía	2,975	2,566	409	8.0
Extremadura	321	299	22	7.6
Rioja, La	95	77	18	7.5
TOTAL	14,112	11,250	2,862	7.4
Galicia	593	528	65	6.7
Navarra, Comunidad Foral de	183	151	32	6.6
País Vasco	541	399	142	6.5
Aragón	328	233	95	6.4
Castilla-La Mancha	511	435	76	6.0
Cataluña	1,655	949	706	5.2
Madrid, Comunidad de	1,275	996	279	4.6

Criminal offenses committed by autonomous communities and cities (place of conviction). Year 2019

Absolute Values

	Criminal infringements
TOTAL	26,049
Andalucía	5,179
Comunitat Valenciana	3,553
Cataluña	3,241
Canarias	2,151
Madrid, Comunidad de	1,915
País Vasco	1,291
Galicia	1,281
Castilla y León	1,179
Castilla-La Mancha	1,013
Balears, Illes	934
Aragón	885
Murcia, Región de	798
Extremadura	744
Asturias, Principado de	543
Cantabria	404
Navarra, Comunidad Foral de	334
Ceuta	288
Rioja, La	186
Melilla	130

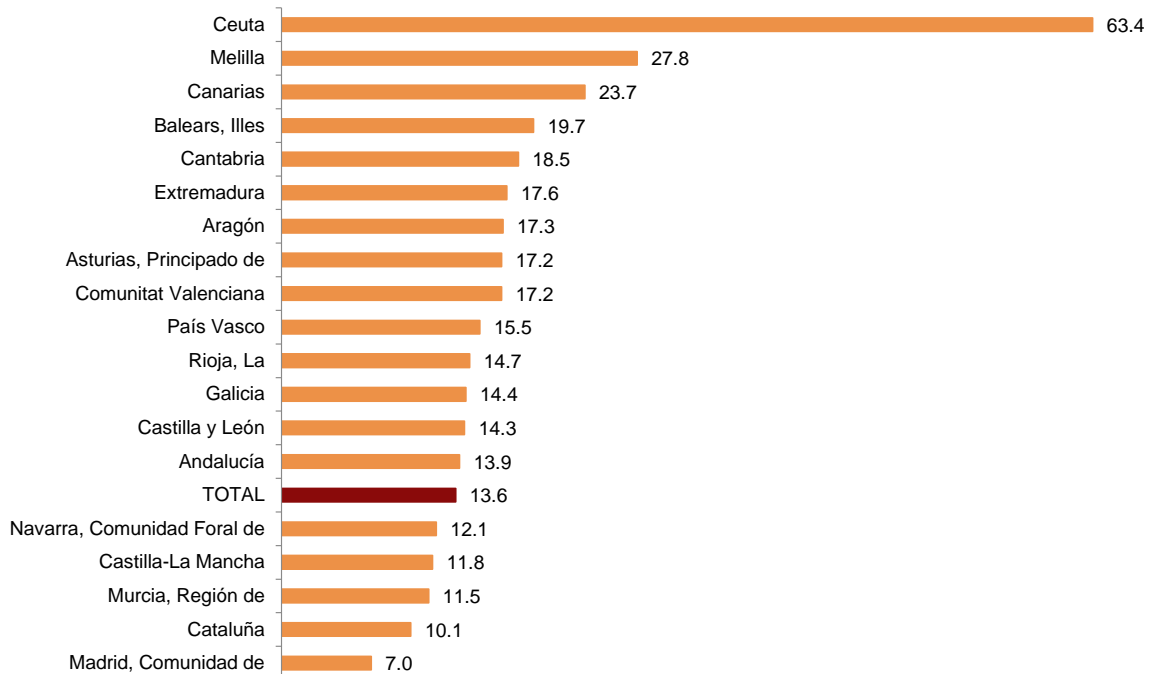
In Spain, the rate of criminal offences committed per 1,000 inhabitants aged between 14 and 17 (by place of sentence) was 13.6 in 2019.

The autonomous cities of Ceuta and Melilla (63.4 and 27.8) and Canarias (23.7) registered the highest rates per 1,000 inhabitants.

In turn, Comunidad de Madrid (7.0), Cataluña (10.1) and Región de Murcia (11.5) registered the lowest figures.

Criminal offenses committed by autonomous communities and cities (place of conviction). Year 2019

Rates per 1,000 inhabitants 14 to 17 years old



Convicted persons registered in the Central Register of Sex Offenders³

In 2019, 2,708 adults were convicted of sexual crimes⁴, which was 11.4% more than the previous year. 97.3% were men and 2.7% were women.

These convicted persons committed 3,401 crimes, 15.2% more than in 2018. Of the total, 1,218 were considered *sexual abuse*, 620 *prostitution and corruption of minors* and 52 *sexual abuse and assault of minors under 16 years of age*. Of the total number of sexual assaults, 36 were considered *rape*.

In 2019, 416 minors were convicted of sexual crimes, 28.8% more than the previous year. 98.1% were men and 1.9% were women.

Convicted minors committed 548 crimes of a sexual nature, 34.3% more than in 2018. Of the total of these crimes, 245 were considered *sexual abuse and assault on minors under 16*, 165 *sexual abuse* and 60 *sexual assault*. Of the total number of sexual assaults, six were considered *rape*.

³ The Central Register of Sex Offenders contains information on those convicted by final judgement of any offence classified as sexual under the terms set out in articles 8 and 9 of Royal Decree 95/2009 of 6 February

⁴ The classification used corresponds is that established by the Penal Code in the titles 7 bis and 8.

Sex crimes committed by adults, according to type of crime. Year 2019

Absolute Values

	Sexual offences
TOTAL	3,401
Slave trade (with the purpose of sexual exploitation)	105
Against sexual liberty and indemnity	3,296
Sexual assaults	428
Sexual assault	392
Rape	36
Sexual abuse	1,218
Sexual abuses and assaults against minors less than 16 years old	529
Sexual harassment	69
Exhibitionism and provocation	432
Prostitution and grooming	620

Sex crimes committed by minors, according to type of crime. Year 2019

Absolute Values

	Sexual offences
TOTAL	548
Slave trade (with the purpose of sexual exploitation)	0
Against sexual liberty and indemnity	548
Sexual assaults	60
Sexual assault	54
Rape	6
Sexual abuse	165
Sexual abuses and assaults against minors less than 16 years old	245
Sexual harassment	3
Exhibitionism and provocation	23
Prostitution and grooming	52

Data Review and Update

The data published today is final and is not subject to further revision. All results are available on INEBase.

Methodological note

Conviction Statistics: Adults and Conviction Statistics: Minors, are prepared under the Collaboration Agreement signed between the Ministry of Justice and the National Institute of Statistics (INE) on July 3, 2007, updated and renewed on November 21, 2017.

Both operations investigate persons convicted by final judgement for the commission of crimes or criminal offences. In the case of adults, misdemeanours have not been considered since a reform of the Penal Code came into force in July 2015, which abolished them and turned them into minor offences.

The aim of both statistics is to provide detailed information on convicted adults, crimes committed and sentences imposed at the national, regional and provincial levels broken down by sex, age and nationality; as well as on convicted minors, criminal offences committed and measures imposed, also at the national, regional and provincial levels and broken down by sex, age and nationality.

The Penal Code reform in July 2015 eliminated misdemeanours, turning them into minor crimes, meaning that the increase in the number of convicted persons and in the number of penalties is due in part to the inclusion of these new crimes. This fact shall be taken into account when interpreting temporal variations in the data.

In addition, as of 2017, more detailed information on sexual offences has been provided for both adults and minors.

Type of operation: annual continuous statistics.

Population scope: all persons aged 18 years and over, or 14 to 17 years, convicted by final judgement and registered, respectively, in the Central Register of Convicted Persons, in the Central Register for Criminal Responsibility of Minors and in the Central Register of Sex Offenders, during the reference period.

Geographical scope: the entire national territory.

Reference period of the results: the calendar year.

Reference period of the information: date of entry in the Register.

Collection method: statistical use of an administrative register.

For further information, please consult the [methodology](#) and [standardized methodological report](#) of Convicted Adults, and the [methodology](#) and [standardized methodological report](#) of Convicted Minors.

For further information see **INEbase:** www.ine.es/en/ Twitter: [@es_ine](https://twitter.com/es_ine)

All press releases at: www.ine.es/en/prensa/prensa_en.htm

Press Office: Telephone numbers: (+34) 91 583 93 63 /94 08 – gprensa@ine.es

Information Area: Telephone number: (+34) 91 583 91 00 – www.ine.es/infoine/?L=1
