

28 September 2020

Statistics on Annulments, Separations and Divorces Year 2019

In 2019 there were 91,653 divorces, 3.8% less than in the previous year.

Joint custody was granted in 37.5% of divorce and separation cases between spouses with children.

During 2019 there were a total of 95,320 cases of annulment, separations and divorces, which meant a rate of 2.0 per 1,000 inhabitants. The total number of cases represented a decrease of 4.1% as compared with the previous year.

By type of resolution, 60,460 cases were settled by sentence and 34,859 by decree or public deed.

By type of process, there were 91,653 divorces, 3,592 separations and 75 annulments. Divorces accounted for 96.2% of the total, separations for 3.8% and annulments for the remaining 0.1%.

The number of divorces decreased by 3.8% compared to the previous year, while separations decreased by 12.3% and annulments by 18.5%.

Divorces and separations by class

78.9% of divorces in 2019 were by mutual agreement, while the remaining 21.1% were contentious. In the case of separations, 86.6% were by mutual agreement and 13.3% contentious.

There were 1,100 same-sex divorces in 2019 (1.2% of the total). Of these, 560 were between men and 540 between women. There were also 19 separations (0.5% of the total).

Duration of Marriages

The average duration of marriages up to the date of the resolution was 16.7 years, a number slightly lower than in 2018.

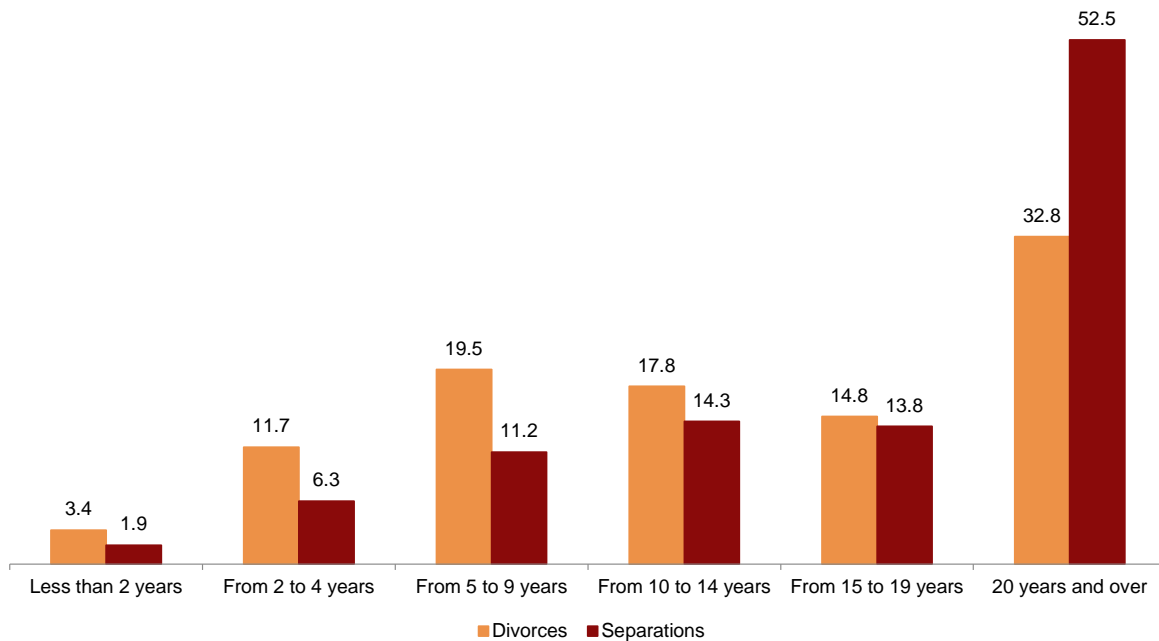
Marriages dissolved by divorce had an average duration of 16.5 years, while that of separated marriages was 23.2 years. Meanwhile, the average time elapsed between marriage and the declaration of annulment was 8.0 years.

32.8% of divorces occurred after 20 years of marriage or more, and 19.5% between five and nine years.

In the case of separations, 52.5% of marriages lasted 20 years or more and 14.3% between 10 and 14 years.

Procedures (separations and divorces) according to duration of marriage. Year 2019

Percentages



Duration of proceedings

76.0% of divorces were resolved in less than six months (compared with 74.7% in 2018). On the other hand, in 8.0% of cases, the duration was one year or more (compared with 8.5% in 2018).

82.6% of the separations were resolved in less than six months (82.8% in 2018), while 5.4% took a year or more (5.4% in 2018).

The average duration of proceedings was 4.6 months, slightly lower than in 2018. In separations, the average duration (3.9 months) was lower than in divorces (4.7 months).

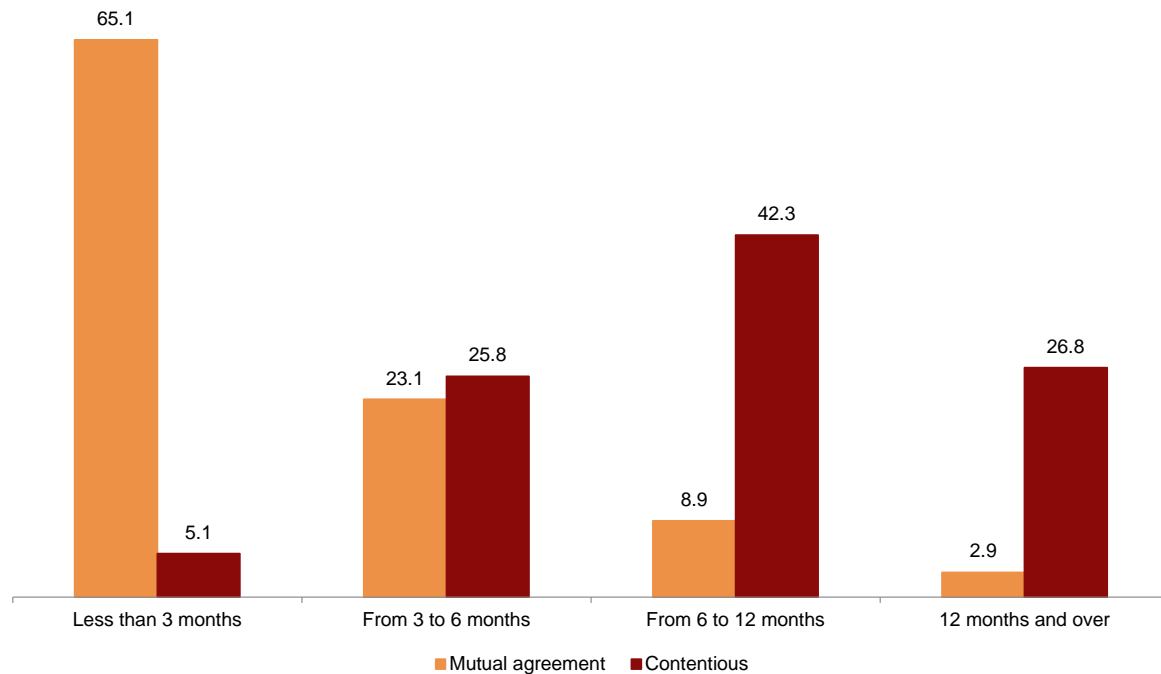
According to the type of divorce and separation proceedings, the average duration of the mutually agreed proceedings was 3.2 months, while the average duration of the contentious proceedings stood at 10.1 months.

65.1% of mutual agreement procedures were resolved in less than three months and 23.1% in a period of three to five months.

On the other hand, 42.3% of contentious proceedings were resolved between six and 11 months, and 26.8% in 12 or more months.

Procedures (separations and divorces) according to class and duration. Year 2019

Percentages



Average age, nationality and marital status of the spouses

The largest number of divorces between spouses of different sex took place in the 40-49 age group, for both men and women.

The highest number of separations occurred in men between 50 and 59 years old and in women between 40 and 49 years old.

The **average age of the women was 45.7 years** (45.5 years in divorces, 50.6 in separations and 41.2 in annulments). In the case of **men, the average age was 48.1 years** (47.9 years in the case of divorces, 52.9 years for separations and 43.8 years for annulments). These average ages were similar to those registered in 2018.

82.5% of the total divorces registered in 2019 for different sex spouses were between those of Spanish nationality. In 10.4%, one of the spouses was a foreigner and in 7.1%, both spouses were foreigners.

Regarding the marital status of different sex spouses when they married, most were single. In the case of men, 8.0% were divorced and 0.5% widowed. Among the women, 8.7% were divorced and 0.6% were widows.

Number of children, pensions and custody

43.3% of the marriages corresponding to the separation or divorce resolutions did not have children (minors or economically dependent adults). This percentage was similar to that of the previous year.

44.8% had only minor children, 5.0% had only economically dependent adult children and 6.9% had economically dependent minor and adult children. 25.4% had only one child (minor or adult economically dependent).

In 57.1% of the cases of divorce and separation of different sex spouses, an alimony was assigned (57.3% in the previous year). In 65.0%, the alimony corresponded to the father (68.0% in 2018), in 4.1% to the mother (4.4% in the previous year) and in 30.9% to both spouses (27.6% in 2018).

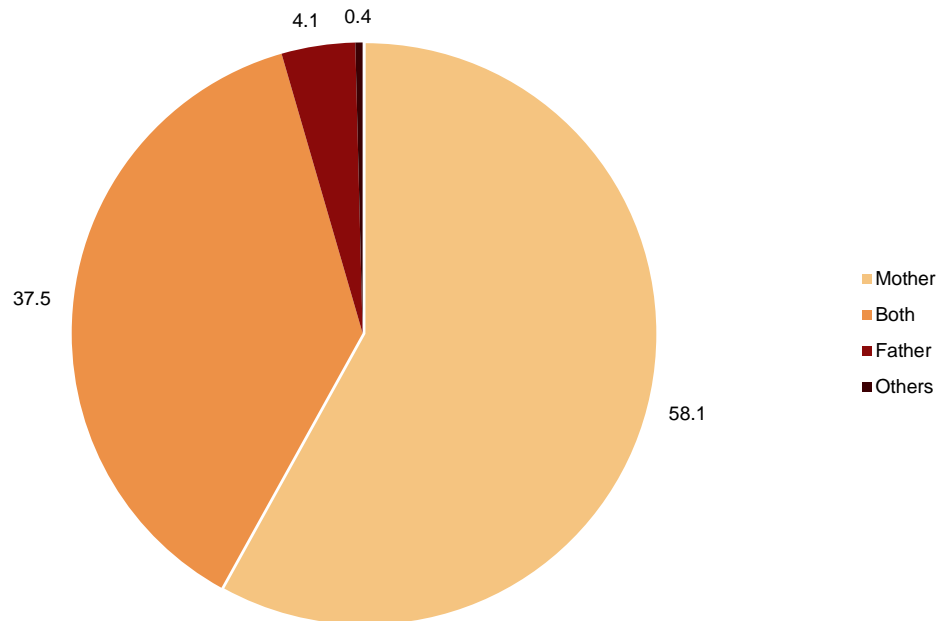
On the other hand, in divorces and separations between same sex spouses, alimony was assigned in 27.5% of the cases.

Joint custody of minor children was granted in 52.0% of divorce and separation cases between different sex spouses. In 58.1% of cases custody was granted to the mother (61.6% in the previous year), in 4.1% the father obtained custody (4.2% in 2018), in 37.5% custody was shared (33.8% in 2018) and in 0.4% it was granted to other institutions or family members.

In cases of divorce and separation of same sex spouses, in 27.0% of divorces and separations, custody measures were adopted for minor children. Of these, in 47.0% custody was obtained by one of the two spouses and in 52.3% it was shared.

Separations and divorces (different sex spouses) according to who has custody Year 2019

Percentages



In 9.0% of separations and divorces of different sex spouses, a compensatory pension was established. In 90.8% of these, payment was assigned to the husband.

As for who made the filing, in 69.2% of the cases of separation and divorce (different sex spouses) it was presented by both spouses, in 19.9% by the wife and in 10, 9% by the husband.

Results by Autonomous Communities and Cities¹

The rate of annulments, separations and divorces per 1,000 inhabitants in Spain was 2.0 in 2019.

Comunitat Valenciana (2.3) recorded the highest rate per 1,000 inhabitants. On the other hand, Melilla (1.2) had the lowest.

Annulments, separations and divorces by autonomous communities and cities Year 2019

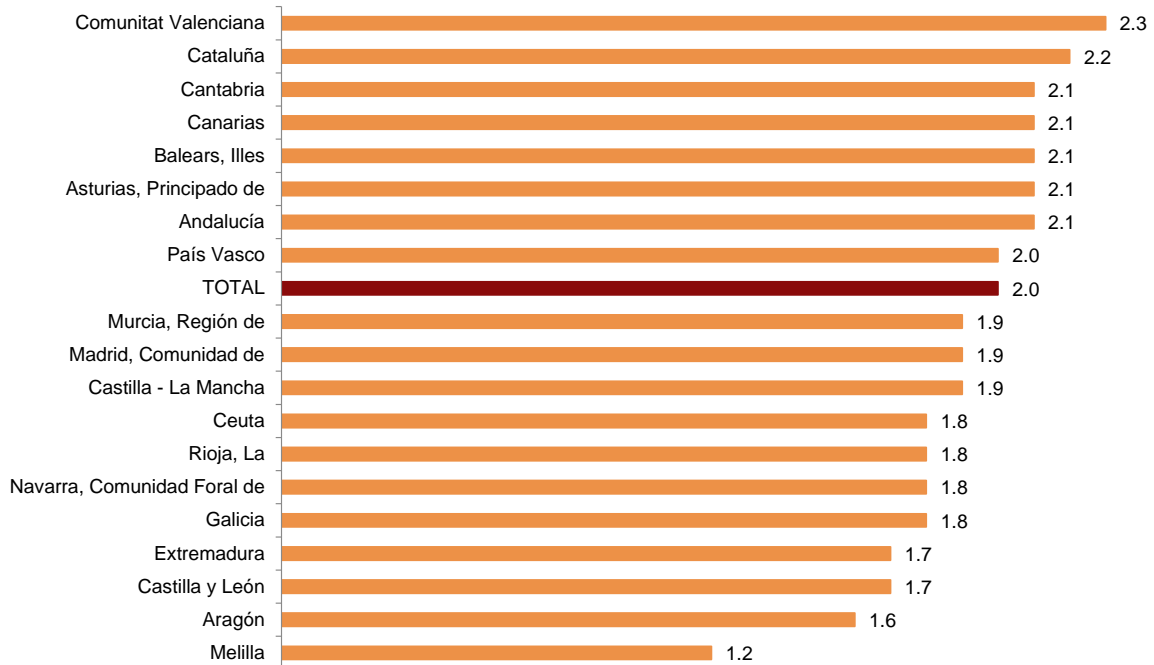
Absolute Values

	Total	Annulments	Separations	Divorces
TOTAL	95,320	75	3,592	91,653
Andalucía	17,822	13	731	17,078
Cataluña	16,704	28	548	16,129
Madrid, Comunidad de	13,001	9	497	12,495
Comunitat Valenciana	11,270	8	463	10,799
Galicia	4,796	0	159	4,637
Canarias	4,558	4	128	4,425
País Vasco	4,314	3	162	4,148
Castilla y León	4,166	6	149	4,011
Castilla - La Mancha	3,960	1	154	3,805
Murcia, Región de	2,801	1	101	2,699
Balears, Illes	2,523	0	76	2,447
Asturias, Principado de	2,182	0	87	2,095
Aragón	2,124	0	83	2,041
Extremadura	1,856	1	99	1,755
Cantabria	1,239	0	62	1,178
Navarra, Comunidad Foral de	1,189	0	57	1,131
Rioja, La	566	0	23	543
Ceuta	149	0	7	141
Melilla	101	0	4	97

¹The assignment of annulments, separations and divorces to a specific autonomous community has been carried out according to the location of the judicial body or notary's office that issued the resolution or public deed, and not the spouses' place of residence or birth.

Annulments, separations and divorces by autonomous communities and cities. Year 2019

Rates per 1,000 inhabitants



Data Review and Update

The data published today is final and is not subject to further revision. All results are available on INEBase.

Methodological note

The Statistics on Annulments, Separations and Divorces are carried out by the National Institute of Statistics (INE) by virtue of the Agreement signed with the General Judicial Council (GJC) dated February 14, 1995, and updated through an addendum in 2006.

It is oriented to the study of matrimonial dissolution proceedings handled through sentences, decrees and public deeds on behalf of the judges, the judicial administration lawyers (formerly judicial secretaries) and notaries, respectively.

The objective of this statistic is to determine the number of these sentences, decrees and public deeds by providing information on some of the main socio-demographic characteristics of the spouses involved (sex, age, nationality, number of children), on the type of separation or divorce (by mutual agreement or contentious) and on other variables of social interest associated with the judicial process (alimony, custody, duration of the proceedings, etc.).

Type of operation: annual continuous statistical operation.

Population scope: sentences, decrees and public deeds handed down on annulments, separations and divorces.

Geographical scope: the entire national territory.

Reference period for the results: the calendar year.

Information reference period: the date on which the sentence, decree or public deed of the dissolution of the marriage takes place.

Collection method: statistical form based on an administrative act.

For more information, both the [methodology](#) and the [standardized methodological report](#) can be consulted.

For further information see **INEbase:** www.ine.es/en/ Twitter: [@es_ine](https://twitter.com/es_ine)

All press releases at: www.ine.es/en/prensa/prensa_en.htm

Press Office: Telephone numbers: (+34) 91 583 93 63 /94 08 – gprensa@ine.es

Information Area: Telephone number: (+34) 91 583 91 00 – www.ine.es/infoine/?L=1
