

19 December 2019

Book Publishing Activity
Year 2018

In Spain, a total of 62,180 titles were published in 2018, 3.3% more than the previous year

The most widely published subjects were *Literature* (40.8% of the total), *Social sciences* (14.0%) and *Applied sciences* (12.2%).

During 2018, a total of 62,180 titles published in Spain were deposited at the National Library of Spain, representing 1.3 per 1,000 inhabitants¹. Among them, 81.9% were books and 18.1% of them were brochures.

The volume of titles published increased by 3.3% compared to 2017.

Number of titles deposited in the National Library of Spain. 2013– 2018 series

Units: absolute values in thousands and percentage rate

	Year 2013	Year 2014	Year 2015	Year 2016	Year 2017	Year 2018
Titles	56.4	56	61	59.6	60.2	62.2
Annual variation	-19	-0.7	8.9	-2.4	1	3.3

In the case of books, the most common size of titles was between 101 and 200 pages (28.7% of the total). Titles published in this format decreased by 8.1% compared to 2017.

This was followed by titles from 201 to 300 pages (17.1% of the total) and from 49 to 100 pages (16.5%). On the other hand, the largest volumes (more than 1,000 pages) represented 0.8% of the titles.

Of the total number of titles published, 94.8% corresponded to *first editions* and 5.2% to *re-editions*.

The most widely published subject in 2018 was *Literature* (with 40.8% of total titles and a 4.6% increase compared to the previous year). It was followed by *Social Sciences* (14.0% of the total and an annual increase of 0.7%) and *Applied Sciences* (12.2% of the total and an increase of 4.1% compared to 2017).

¹ Population Figures as at 01 July 2018 INE.

Number of titles published by subject. Year 2018¹

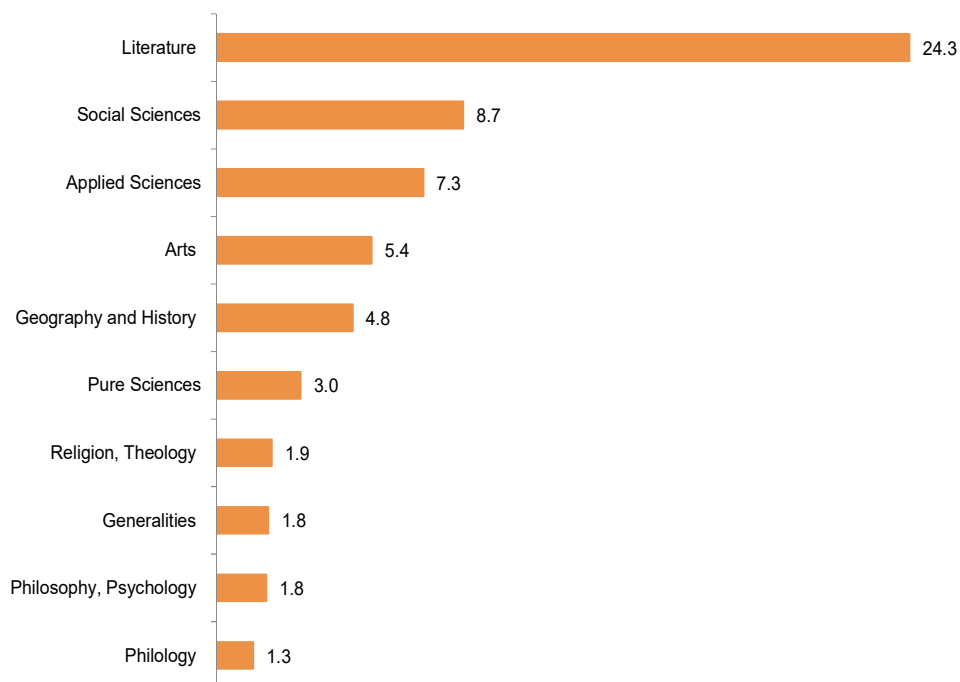
Units: absolute values in thousands and percentage rate

	Total Titles	Inter-annual variation
TOTAL	62,180	3.3
Literature	25,382	4.6
Social Sciences (education, economics, law...)	8,719	0.7
Applied Sciences (medicine, engineering, technology)	7,555	4.1
Arts (plastic and graphic arts, music, sports...)	5,505	1.2
Geography and History	4,863	1.8
Pure Sciences (mathematics, natural sciences)	3,185	7.8
Religion, Theology	1,820	-6.6
Generalities	1,665	-8.9
Philosophy, Psychology	1,805	3.1
Philology	1,681	29.6

¹ Simplified UNESCO classification.

Distribution of titles published by subject. 2018

Units: thousands of titles.



Published titles by Autonomous Community

The Autonomous Communities with the highest editorial production in 2018 were the Comunidad de Madrid (with 33.4% of the total), Cataluña (28.6%) and Andalucía (10.8%).

The communities with the greatest increases in published titles were Extremadura (45.6% more than in 2017), Comunitat Valenciana (25.4%) and La Rioja (15.4%).

In turn, the greatest decreases were in Canarias (-17.4%), Illes Balears (-6.0%) and Comunidad Foral de Navarra (-4.9%).

Titles published by autonomous community and city. Year 2018¹

Units: absolute values and rates in percent

	Total Titles	Percentage of national total	Inter-annual variation	Inter - annual variation rate
TOTAL	62,180	100.0	1,995	3.3
Madrid, Comunidad de	20,749	33.4	1,310	6.7
Cataluña	17,804	28.6	-716	-3.9
Andalucía	6,729	10.8	397	6.3
Comunitat Valenciana	3,692	5.9	748	25.4
Galicia	1,998	3.2	126	6.7
País Vasco	1,720	2.8	2	0.1
Castilla y León	1,422	2.3	-40	-2.7
Aragón	1,387	2.2	70	5.3
Navarra, Comunidad Foral de	1,071	1.7	-55	-4.9
Castilla - La Mancha	943	1.5	-19	-2.0
Murcia, Región de	912	1.5	61	7.2
Asturias, Principado de	881	1.4	276	45.6
Balears, Illes	838	1.3	-7	-0.8
Canarias	704	1.1	-45	-6.0
Extremadura	612	1.0	-129	-17.4
Cantabria	424	0.7	-22	-4.9
Rioja, La	262	0.4	35	15.4
Ceuta	20	0.0	6	42.9
Melilla	12	0.0	-3	-20.0

¹ As of 2015, the Autonomous Community where the publishing house's headquarters is located is considered to be the publishing Autonomous Community.

Regarding the distribution by subject, Comunidad de Madrid stood out, publishing 60.1% of *Pure Sciences* titles, 51.6% *Applied Sciences titles* and 50.0% *General titles* (compared with 18.3%, 17.6% and 20.7%, respectively, in Cataluña).

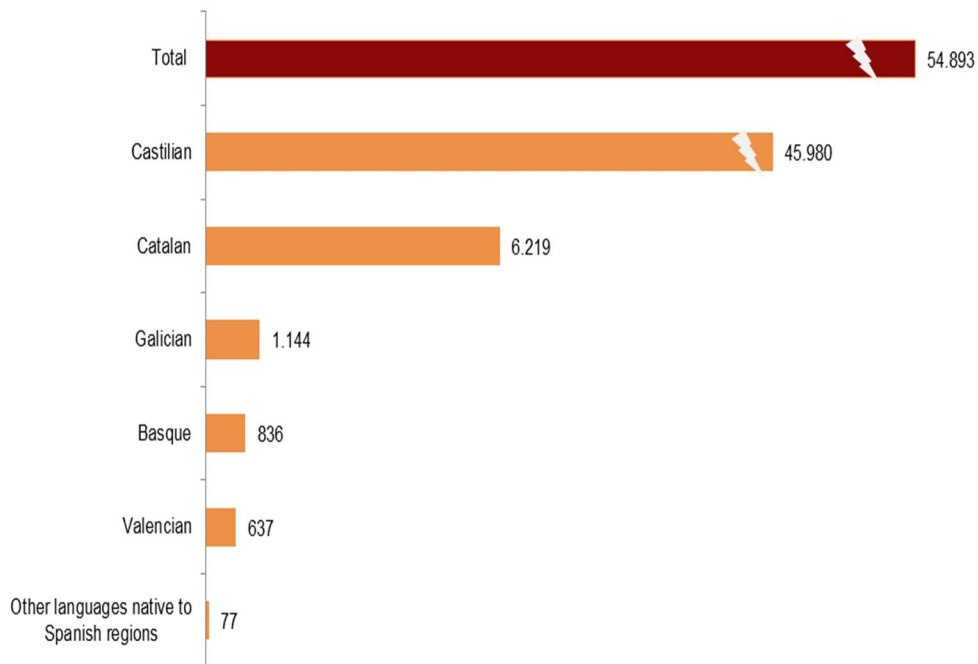
On the other hand, 38.2% of *Philosophy and Psychology* titles and 36.8% of *Literature titles* were published in Cataluña (compared to 30.2% and 24.4%, respectively, in Comunidad de Madrid).

Editorial production by language of publication

88.3% of titles were published in official languages and languages native to Spanish regions (54,893 titles).

Castilian was the majority language (73.9% of the total). *Catalan* accounted for 10.0%, *Galician* for 1.8%, *Basque* for 1.3% and *Valencian* for 1.0%.

Titles published in official languages and languages native to Spanish regions. 2018

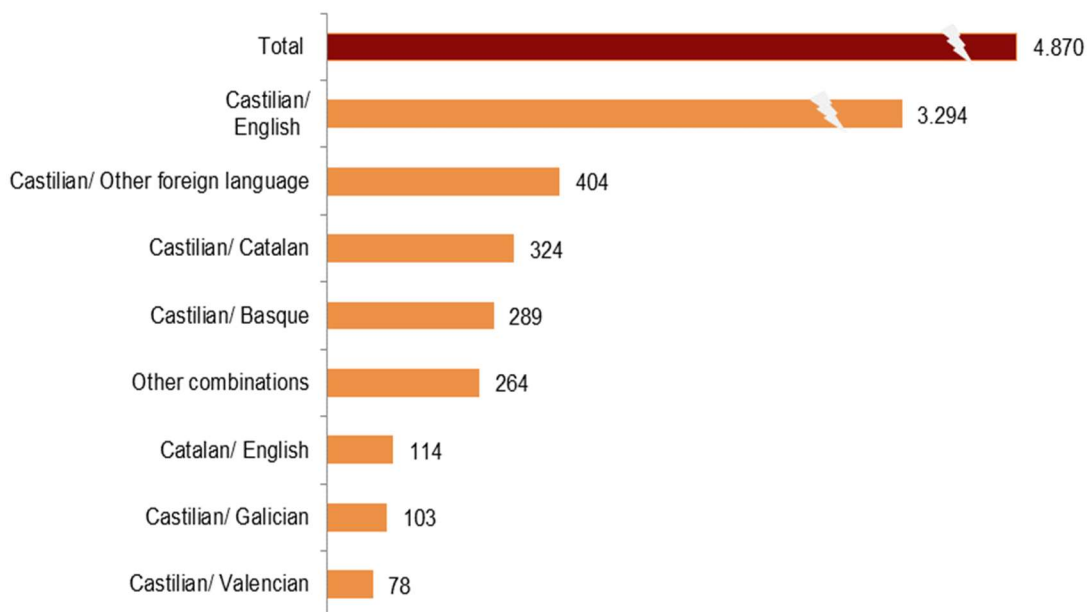


Units: absolute

values

7.8% of titles were published in two or more languages (4,870 titles). The most frequent combination was *Castilian/English*, which accounted for 5.3% of published titles and 67.6% of bilingual titles.

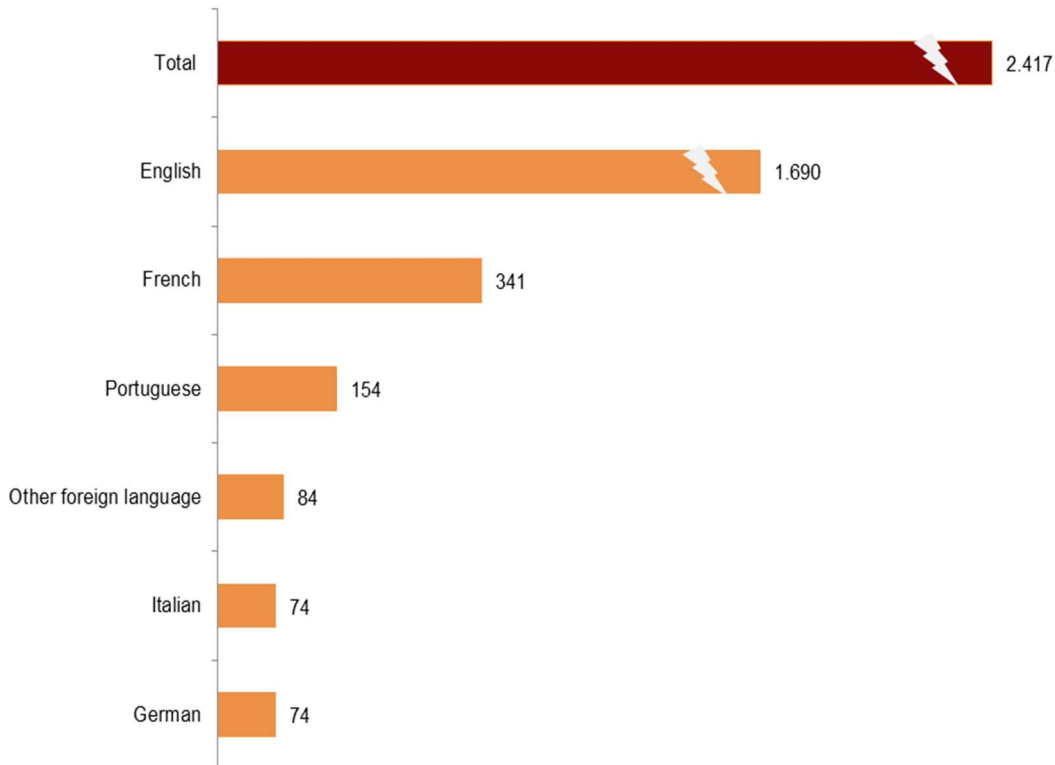
Titles published in two or more languages. 2018



Units: absolute values

Foreign languages accounted for 3.9% of all titles published (2,417). Of particular note were publications in *English* (69.9% of the total in foreign languages) and *French* (14.1%).

Titles published in foreign languages. 2018



Units: absolute values

On the other hand, translated titles accounted for 20.2% of production. Half of them (51.4%) were translations from *English*.

Analysing the production of each Autonomous Community, in all of them most titles were published in *Castilian*, with the exception of Galicia (with a 45.5% published in *Galician*, compared to 45% in *Castilian*) and Illes Balears (with a 44.7% published in *Catalan*, compared to 36.6% in *Castilian*).

In Cataluña, 27.3% were published in *Catalan*. In País Vasco, 29.0% of the titles were published in *Basque* and in Comunidad Foral de Navarra, 9.2%. Finally, in Comunitat Valenciana 15.6% of its editorial production was published in *Valencian*.

Distribution of titles published in each Autonomous Community and City by language Year 2018

Units: percentage

	Total	Castilian	Catalan	Galicia n	Basque	Valencian	Other language s ¹	Two or more languages ²
TOTAL	100.0	73.9	10.0	1.8	1.3	1.0	4.0	7.8
Andalucía	100.0	94.3	0.8	0.1	0.0	0.1	1.7	3.0
Aragón	100.0	85.1	4.5	0.7	0.1	0.7	6.1	2.7
Asturias, Principado de	100.0	88.4	0.1	0.5	0.1	0.0	6.1	4.8
Balears, Illes	100.0	36.6	44.7	0.0	0.0	0.1	10.4	8.1
Canarias	100.0	91.5	0.0	0.0	0.0	0.0	3.6	4.9
Cantabria	100.0	93.4	1.2	0.2	0.0	0.0	1.7	3.5
Castilla y León	100.0	94.0	0.2	0.3	0.1	0.0	2.0	3.4
Castilla-La Mancha	100.0	92.4	1.5	0.3	0.1	0.7	1.3	3.7
Cataluña	100.0	64.4	27.3	0.3	0.4	0.1	4.4	3.0
Comunitat Valenciana	100.0	66.3	6.4	0.4	0.4	15.6	2.2	8.6
Extremadura	100.0	93.0	2.2	0.7	0.7	0.1	1.2	2.2
Galicia	100.0	45.0	0.2	45.5	0.0	0.0	2.6	6.7
Madrid, Comunidad de	100.0	76.4	2.9	0.6	0.6	0.1	4.9	14.4
Murcia, Región de	100.0	92.8	0.0	0.0	0.0	0.0	4.6	2.6
Navarra, Comunidad Foral de	100.0	75.7	0.2	0.0	9.2	0.0	4.1	10.8
País Vasco	100.0	50.1	1.6	0.6	29.0	0.1	4.5	14.2
Rioja, La	100.0	94.3	0.0	0.0	0.4	0.0	0.8	4.6
Ceuta	100.0	91.7	0.0	0.0	0.0	0.0	0.0	8.3
Melilla	100.0	90.0	0.0	0.0	0.0	0.0	0.0	10.0

¹ Other languages include: foreign languages and other languages native to Spanish regions.

² Includes two or more languages (national and/or foreign).

As of 2015, the Autonomous Community where the publishing house's headquarters is located is considered to be the publishing Autonomous Community.

Analysing the total production of each language, the titles in *Castilian* were published mainly in Comunidad de Madrid (34.5% of the total) and Cataluña (25.0%).

For the rest of the official languages, most publications were concentrated in the Autonomous Communities of origin, although in both Comunidad de Madrid and Cataluña there was a significant number of titles published in all the official languages.

Thus, of the total number of titles in *Catalan*, 78.2% were published in Cataluña, 9.8% in Comunidad de Madrid and 5.1% in Illes Balears.

Of *Galician* titles, 79.5% were published in Galicia, 10.8% in Comunidad de Madrid and 4.3% in Cataluña.

Of *Basque* titles, 59.7% were published in País Vasco, 15.6% in Comunidad de Madrid, 11.7% in Comunidad Foral de Navarra.

Finally, 90.6% of *Valencian* titles were published in Comunitat Valenciana, 3.0% in Cataluña and 2.7% in Comunidad de Madrid.

With regard to foreign languages, 50.7% of publications in *English* and 21.1% of titles in the rest of foreign languages were published in Comunidad de Madrid.

On the other hand, 25.1% of publications in *English* and 48.1% in other foreign languages were published in Cataluña.

**Distribution of titles published in each language by Autonomous Community and City
Year 2018**

Units: percentage

	Total	Castilian	Catalan	Galicia n	Basque	Valencian	Other languages ¹	Two or more languages ²
TOTAL	100.0	100.0	100.0	100.0	100.0	100.0	100.0	100.0
Andalucía	10.8	13.8	0.9	0.8	0.2	0.6	4.7	4.1
Aragón	2.2	2.6	1.0	0.9	0.2	1.6	3.4	0.8
Asturias, Principado de	1.3	1.6	0.0	0.3	0.1	0.0	2.0	0.8
Balears, Illes	1.1	0.6	5.1	0.0	0.0	0.2	2.9	1.2
Canarias	1.0	1.2	0.0	0.0	0.0	0.0	0.9	0.6
Cantabria	0.7	0.9	0.1	0.1	0.0	0.0	0.3	0.3
Castilla y León	2.3	2.9	0.0	0.3	0.1	0.0	1.2	1.0
Castilla-La Mancha	1.5	1.9	0.2	0.3	0.1	1.1	0.5	0.7
Cataluña	28.6	25.0	78.2	4.3	9.6	3.0	31.1	11.1
Comunitat Valenciana	5.9	5.3	3.8	1.4	1.8	90.6	3.3	6.5
Extremadura	1.4	1.8	0.3	0.5	0.7	0.2	0.4	0.4
Galicia	3.2	2.0	0.1	79.5	0.0	0.0	2.1	2.8
Madrid, Comunidad de	33.4	34.5	9.8	10.8	15.6	2.7	40.6	61.6
Murcia, Región de	1.5	1.8	0.0	0.0	0.0	0.0	1.7	0.5
Navarra, Comunidad Foral de	1.7	1.8	0.0	0.0	11.7	0.0	1.8	2.4
País Vasco	2.8	1.9	0.4	0.9	59.7	0.2	3.1	5.0
Rioja, La	0.4	0.5	0.0	0.0	0.1	0.0	0.1	0.2
Ceuta	0.0	0.0	0.0	0.0	0.0	0.0	0.0	0.0
Melilla	0.0	0.0	0.0	0.0	0.0	0.0	0.0	0.0

¹ Other languages include: foreign languages and other languages native to Spanish regions.

² Includes two or more languages (national and/or foreign).

Children's and youth publications²

Children's and youth publications accounted for 13.4% of titles published in 2018. This type of publication was characterised by its small number of pages. In fact, 57.8% were brochures (5-48 pages).

Almost the entire edition (97.9%) was devoted to *Literature*.

The Autonomous Communities with the largest number of children's and youth publications were Cataluña (47.8% of the total), Comunidad de Madrid (23.4%) and Comunitat Valenciana (6.3%).

Titles in *Basque* showed a higher proportion of children and youth books than other official languages (they represented 42.5% of all publications in *Basque*). This was followed by titles in *Catalan* (29.0%) and *Galician* (25.7%).

Percentage of children and youth publications in relation to the total number of titles in each language. 2018

Units: percentage

	Total ¹	Castellano	Catalán	Gallego	Euskera	Valencian o	Otras lenguas propias de regiones españolas
Publicaciones infantiles y juveniles	13.4	11.1	29.0	25.7	42.5	24.8	26.0

¹ Distribución porcentual respecto al total de títulos.

² Starting in 2015, the category of children's and youth publications has replaced the previous category of children's publications.

45.1% of children and youth titles were translated. Of these 40.8% were translated from *English*.

Textbooks³

Textbook publications accounted for 6.7% of titles published in 2018. The most common format was 101 to 200 pages (27.4% of the total).

The most published subjects were *Social sciences* (31.6%), *Pure Sciences* (21.7%) and *Philology and Languages* (17.3%).

The Autonomous Communities that published the most titles relating to textbooks were Comunidad de Madrid (48.6%), Cataluña (26.8%) and Aragón (6.1%).

By official languages, the greatest proportion of textbooks were in titles in *Basque* (with 22.2% of the total publication in that language), *Galician* (19.2%) and *Valencian* (15.5%).

Percentage of textbooks over total titles in each language. 2018

Units: percentage

	Total ¹	Castilian	Catalan	Galician	Basque	Valencian	Other languages native to Spanish regions
Textbooks	6.7	4.6	14.6	19.2	22.2	15.5	5.2

¹ Percentage of national total.

Official publications

Official publications accounted for 7.7% of all titles published in 2018. The most common size was between 101 and 200 pages (26.3% of the total).

The topics that stood out most were *Arts* (23.2%), *Social Sciences* (19.9% of the total), and *Literature, History and Literary Criticism* (16.6%).

By Autonomous Communities, noteworthy were Comunidad de Madrid (25.4% of the total), Cataluña (15.1%) and Andalucía (13.4%).

Two out of three titles were published in *Castilian* (64.5%).

Percentage of official publications over total titles in each language. 2018

Units: percentage

	Total ¹	Castilian	Catalan	Galician	Basque	Valencian	Other languages native to Spanish regions
Official publications	7.7	6.7	6.5	8.2	8.0	26.1	15.6

¹ Percentage of national total.

³ Starting in 2015, the category of textbooks also includes exercise books as well as compulsory reading books.

Methodological note

The Book Publishing Activity Statistic is conducted on an annual basis and in accordance with the standards contained in the Revised Recommendation concerning the International Standardization of Statistics on the Production and Distribution of Books, Newspapers and Other Periodicals adopted by the UNESCO General Conference in November 1985.

The aim of the Statistics is to provide information on the number and characteristics of books and brochures, that is, non-recurrent publications published in the country.

The 2018 Book Publishing Activity Statistic has been prepared using the bibliographic records of the automated catalogue of the National Library of Spain. The base information kept in the registers has been completed with that coming from the Books with ISBN Publishing Statistics. This elaboration process has been made possible thanks to the cooperation with the Ministry of Education, Culture and Sports, currently the Ministry of Culture and Sport (through the National Library of Spain, the Sub-Directorate General for the Promotion of Books, Reading and Spanish Letters and the Sub-Directorate General for Statistics and Studies).

Type of operation: Statistics based on administrative records.

Analysis unit: Books and brochures. Titles published or disseminated solely on the Internet are not considered.

Population scope: Non-periodical printed publications published in Spain in the reference year.

Geographical scope: The entire national territory.

Reference period of the data: The calendar year.

Collection method: Administrative register generated from the data provided by publishers, on a compulsory basis, when they deposit the copies, during the reference year, in the Legal Deposit Service of the Department of Acquisitions and Increase of Heritage of the National Library of Spain.

For more information you can access the methodology at:

https://www.ine.es/en/metodologia/t12/t123040115_en.pdf

And the standardised methodological report at:

<https://www.ine.es/dynt3/metadatos/en/RespuestaDatos.html?oe=30401>

For further information see **INEbase**: www.ine.es/en/ Twitter: [@es_ine](https://twitter.com/es_ine)

All press releases at: www.ine.es/en/prensa/prensa_en.htm

Press office: Telephone numbers: (+34) 91 583 93 63 /94 08 – gprensa@ine.es

Information Area: Telephone number: (+34) 91 583 91 00 – www.ine.es/infoine/?L=1
