

19 May 2020

**Statistics on Domestic Violence and Gender Violence (SDVGV)  
Year 2019**

**The number of women who were victims of gender violence  
increased by 2.0% in 2019, up to 31,911**

**The rate of victims of gender violence was 1.5 per 1,000 women  
aged 14 years old and over**

**The number of domestic violence victims increased by 3.6%**

**Cases initiated**

This section provides information about victims and persons with protection orders or court-ordered interim measures recorded in the reference year in the Central Register for the Protection of Victims of Domestic and Gender Violence.<sup>1</sup>

The total persons recorded as victims of gender or domestic violence in 2019 reached 39,757, 2.2% more than in 2018. Of these, 36,745 were women and 3,012 men.

**Victims and persons reported in gendered violence and domestic violence, by sex.  
2015-2019 series**

Absolute values and variation rates (%)

	Year 2015	Year 2016	Year 2017	Year 2018	Year 2019	Variation rate 2019/2018
<b>Gender violence</b>						
Victims (women)	27,624	28,281	29,008	31,286	31,911	2.0
Persons reported (men)	27,562	28,201	28,987	31,250	31,805	1.8
<b>Domestic violence</b>						
Victims	7,229	6,863	6,909	7,388	7,654	3.6
Men	2,677	2,574	2,596	2,792	2,906	4.1
Women	4,552	4,289	4,313	4,596	4,748	3.3
Persons reported	4,981	4,643	4,908	5,093	5,395	5.9
Men	3,736	3,342	3,590	3,696	3,885	5.1
Women	1,245	1,301	1,318	1,397	1,510	8.1
Persons reported and victims at the same time	259	187	217	221	192	-13.1
Men	151	119	146	134	106	-20.9
Women	108	68	71	87	86	-1.1

<sup>1</sup> Registry, whose ownership corresponds to the Ministry of Justice, in which cases initiated on victims and denounced with protection order or precautionary measures are registered

## Gender violence

Gender Violence is understood as any physical or psychological act of violence (including attacks on sexual freedom, threats, coercion or arbitrary deprivation of freedom) carried out against a woman by a man who is or has been her spouse, or who is or has been linked to her by a similar sentimental relationship, even if without cohabitation.

## Victims of gender violence

In 2019, 31,911 women victims of gender violence were registered, in cases in which interim measures or protective orders had been issued, indicating a 2.0% increase as compared with the previous year.

Almost half of the victims of gendered violence (47.1%) were aged 25 to 39. The average age of the victims was 36.6 years old.

The greatest increases in the number of victims in 2019 were recorded among women 75 and over (25.0%) and women from 70 to 74 years of age (15.6%). In turn, the greatest decrease was observed in women from 60 to 69 years of age (-8.9%).

## Victims of gendered violence by age

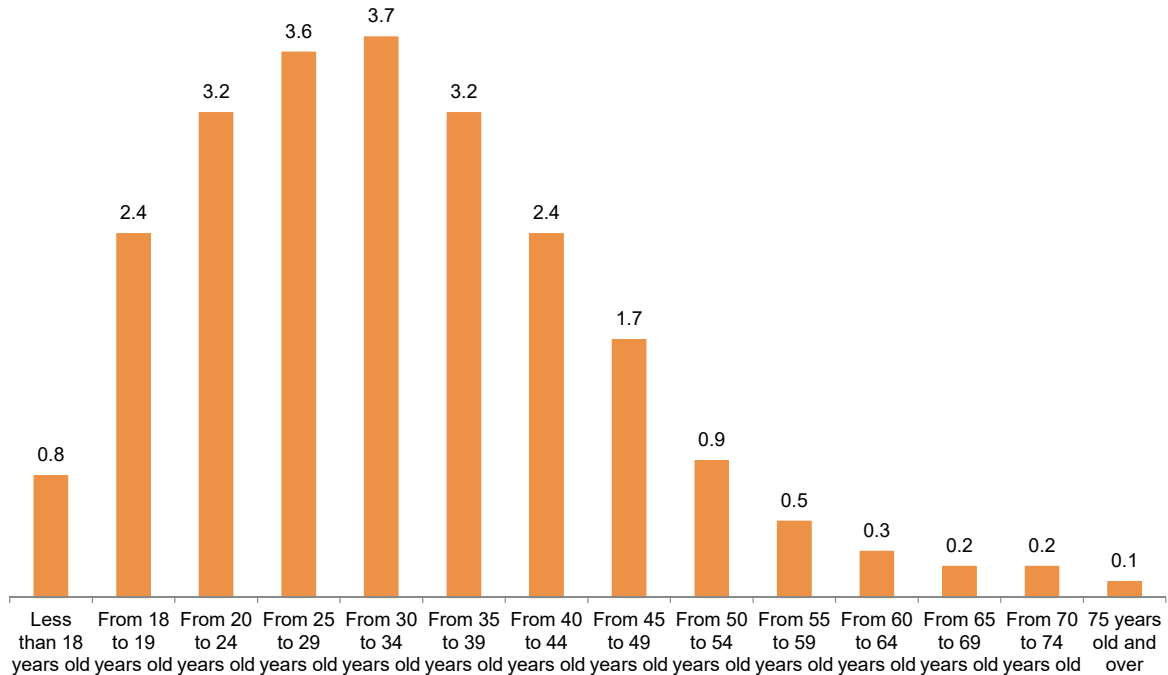
Absolute values and variation rates (%)

	Year 2018	Year 2019	Variation rate
TOTAL	31,286	31,911	2.0
Less than 18 years old	677	719	6.2
From 18 to 19 years old	1,065	1,063	-0.2
From 20 to 24 years old	3,605	3,605	0.0
From 25 to 29 years old	4,350	4,506	3.6
From 30 to 34 years old	4,995	5,113	2.4
From 35 to 39 years old	5,464	5,407	-1.0
From 40 to 44 years old	4,484	4,759	6.1
From 45 to 49 years old	3,076	3,157	2.6
From 50 to 54 years old	1,730	1,696	-2.0
From 55 to 59 years old	823	828	0.6
From 60 to 64 years old	441	444	0.7
From 65 to 69 years old	270	246	-8.9
From 70 to 74 years old	154	178	15.6
75 years old and over	152	190	25.0

The victim rate<sup>2</sup> was 1.5 per 1,000 women aged 14 and over. It reached its peak among the 30 to 34 age bracket (3.7 victims per 1,000 women), followed by those between 25 and 29 years of age (3, 6 victims for every 1,000 women).

### Victims of gendered violence by age

Rates per 1,000 women aged 14 years old and over



Regarding place of birth<sup>3</sup>, nearly two out of every three victims of gendered violence were born in Spain (63.1% of the total), a similar proportion as last year.

### Victims of gendered violence by place of birth

Absolute values and variation rates (%)

	Year 2018	Year 2019	Variation rate
TOTAL	31,286	31,911	2.0
Born in Spain	20,317	20,126	-0.9
Born abroad	10,969	11,785	7.4
Europe	3,625	3,586	-1.1
Africa	2,012	2,168	7.8
America	5,108	5,765	12.9
Asia and Oceania	224	266	18.8

<sup>2</sup> Rates calculated on the female population aged 14 and over using the provisional population figures as at 1 July.

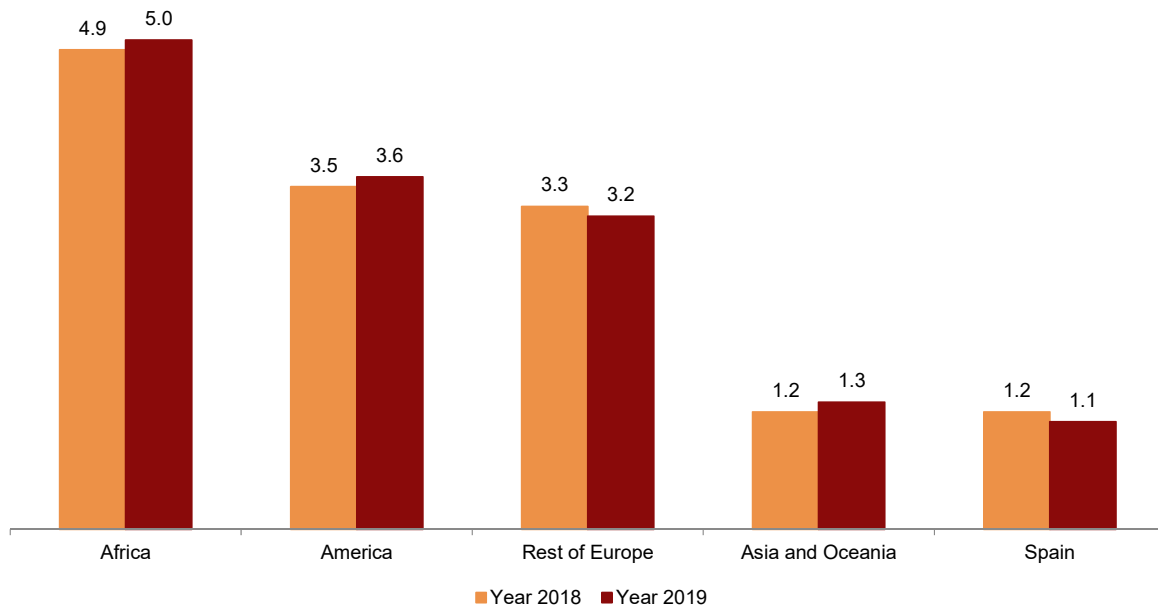
<sup>3</sup> The place of birth does not necessarily correspond to nationality.

The victim rate per 1,000 women aged 14 and older was almost three times higher among women born abroad (3.5) than that among women born in Spain (1.1). In both cases the figures are similar to last year.

Among the victims born abroad, the highest rates were registered among those born in Africa and America, while the lowest figures were registered among those women born in Asia and Oceania.

### Victims of gendered violence by place of birth.

Rates per 1,000 women aged 14 years old and over



## Results by Autonomous Communities and Cities

The Autonomous Communities with the highest number of registered victims of gender violence in 2019 were Andalucía (7,101), Comunitat Valenciana (4,909) and Comunidad de Madrid (3,624).

In turn, the Autonomous Cities of Ceuta and Melilla, and La Rioja showed the lowest rates of victims.

The greatest annual increases in the number of victims were registered in Illes Balears (16.1%), the autonomous city of Melilla (12.9%) and Comunidad Foral de Navarra (7.8%). Conversely, the greatest decreases were registered in La Rioja (-10.6%), the autonomous city of Ceuta (-9.2%) and Cantabria (-6.9%).

### Victims of gendered violence by Autonomous Communities and Cities.

Absolute values and variation rates (%)

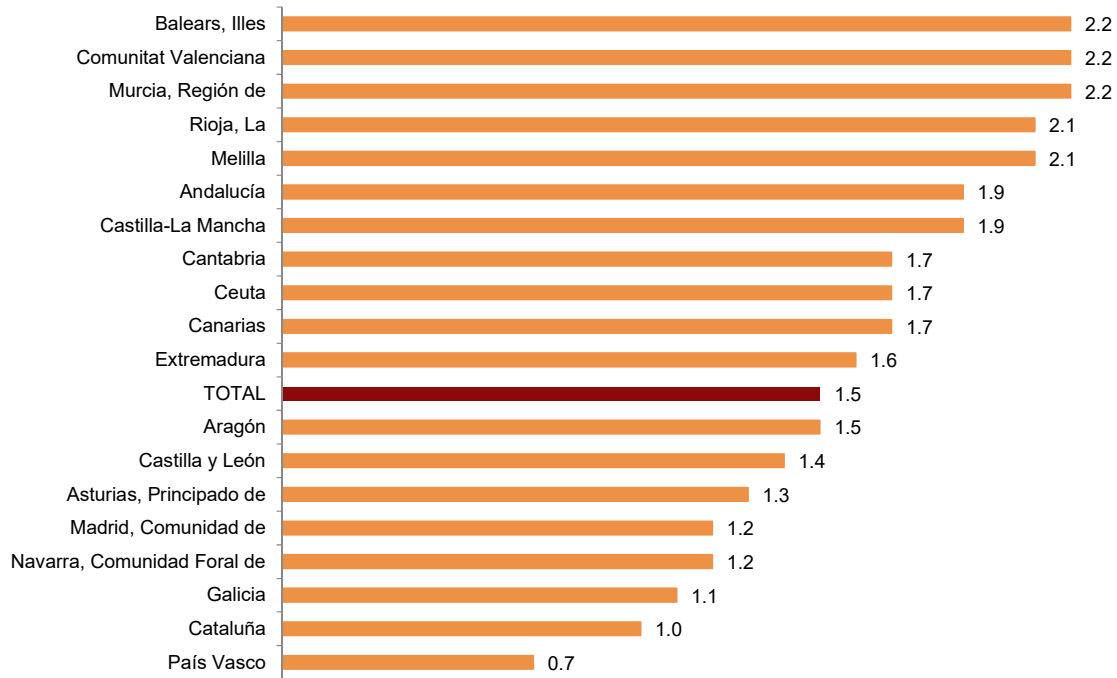
	Year 2018	Year 2019	Variation rate
TOTAL	31,286	31,911	2.0
Andalucía	7,047	7,101	0.8
Aragón	849	878	3.4
Asturias, Principado de	614	644	4.9
Balears, Illes	999	1,160	16.1
Canarias	1,671	1,705	2.0
Cantabria	494	460	-6.9
Castilla y León	1,452	1,534	5.6
Castilla-La Mancha	1,667	1,682	0.9
Cataluña	3,160	3,253	2.9
Comunitat Valenciana	4,794	4,909	2.4
Extremadura	706	731	3.5
Galicia	1,306	1,356	3.8
Madrid, Comunidad de	3,656	3,624	-0.9
Murcia, Región de	1,362	1,400	2.8
Navarra, Comunidad Foral de	309	333	7.8
País Vasco	742	716	-3.5
Rioja, La	331	296	-10.6
Ceuta	65	59	-9.2
Melilla	62	70	12.9

In relative terms, the highest rates of registered victims of gendered violence per 1,000 women aged 14 and older were recorded in Illes Balears, Comunitat Valenciana, and Región de Murcia (2.2 in all three).

In turn, País Vasco (0.7), Cataluña (1.0) and Galicia (1.1) presented the lowest rates.

## Victims of gendered violence by Autonomous Communities and Cities.

Rates per 1,000 women aged 14 years old and over



## Persons reported for gender violence

A total of 31,805 men were reported on gender violence in cases with protective orders or interim measures issued and recorded in the Register throughout the year 2019, representing an increase of 1.8% as compared with the previous year.

Almost half of the persons reported (49.1%) were aged 30 to 44 years old. The average age of persons reported was 39.4 years old.

The greatest increases in the number of persons reported for gender violence occurred among those under 18 years of age (21.4%), and in the group aged 75 and over (14.6%).

## Persons reported for gendered violence by age

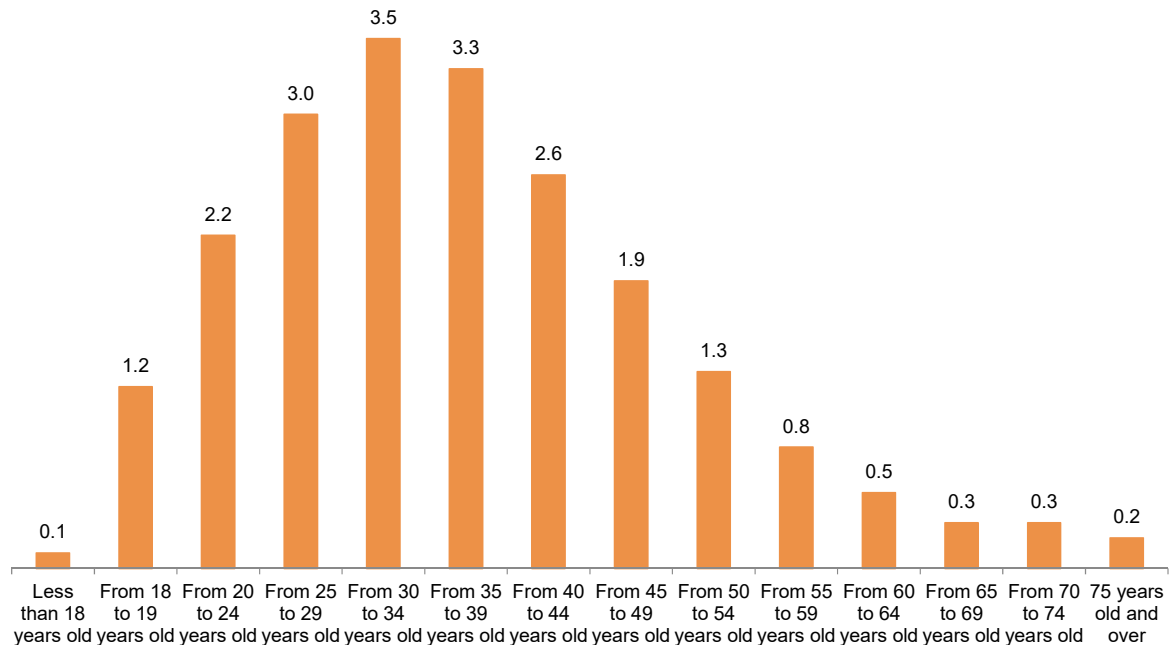
Absolute values and variation rates (%)

	Year 2018	Year 2019	Variation rate
<b>TOTAL</b>	<b>31,250</b>	<b>31,805</b>	<b>1.8</b>
Less than 18 years old	103	125	21.4
From 18 to 19 years old	591	578	-2.2
From 20 to 24 years old	2,689	2,625	-2.4
From 25 to 29 years old	3,835	3,901	1.7
From 30 to 34 years old	4,829	4,885	1.2
From 35 to 39 years old	5,345	5,513	3.1
From 40 to 44 years old	4,868	5,203	6.9
From 45 to 49 years old	3,705	3,650	-1.5
From 50 to 54 years old	2,309	2,311	0.1
From 55 to 59 years old	1,318	1,323	0.4
From 60 to 64 years old	701	721	2.9
From 65 to 69 years old	427	400	-6.3
From 70 to 74 years old	269	271	0.7
75 years old and over	261	299	14.6

The rate of persons reported<sup>4</sup> was 1.6 per 1,000 men aged 14 and over. It reached its peak in the groups aged 30 to 34 years (3.5 reports per 1,000 men) and 35 to 39 years (3.3) .

**Persons reported for gendered violence by age**

Rates per 1,000 men aged 14 years and over



By place of birth, almost two out of every three persons reported (63.5% of the total) were born in Spain.

**Persons reported for gendered violence according to place of birth**

Absolute values and variation rates (%)

	Year 2018	Year 2019	Variation rate
<b>TOTAL</b>	31,250	31,805	1.8
Born in Spain	20,349	20,196	-0.8
Born abroad	10,901	11,609	6.5
Europe	3,561	3,623	1.7
Africa	2,810	3,039	8.1
America	4,239	4,591	8.3
Asia and Oceania	291	356	22.3

<sup>4</sup> Rates calculated on the female population aged 14 and over using the provisional population figures as at 1 July.

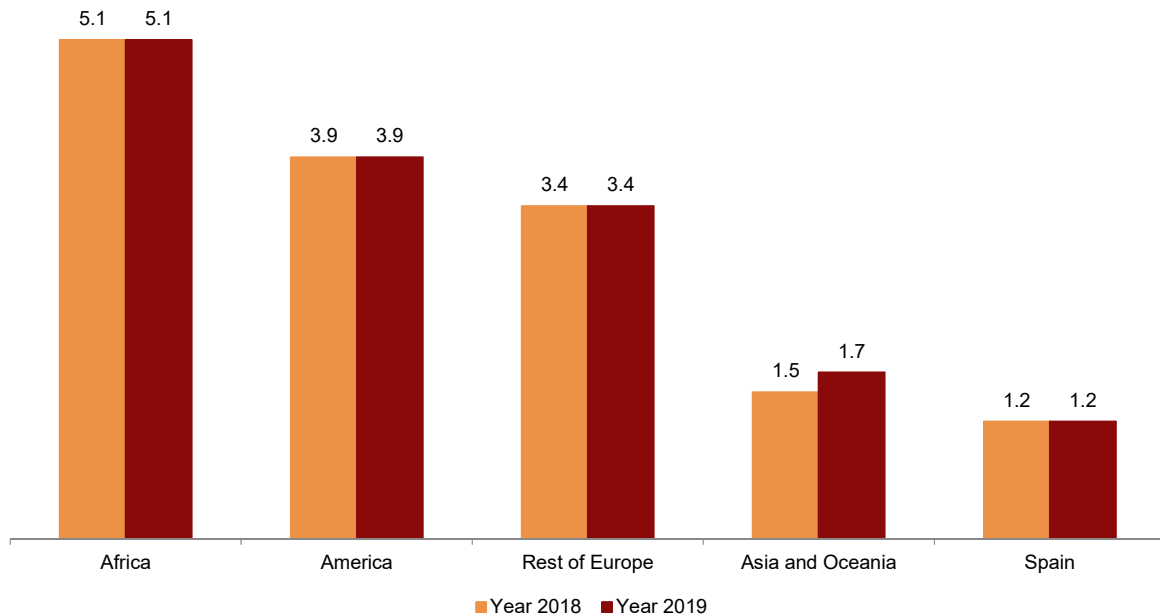


The rate of persons reported per 1,000 men aged 14 years old and above was greater among those born abroad (3.8) than among those born in Spain (1.2).

Within those born abroad, the highest rates of reported persons corresponded to those born in Africa and America. The lowest rates were recorded among those born in Asia and Oceania.

**Persons reported for gendered violence according to place of birth**

Rates per 1,000 men aged 14 years and over



**Relationships victim/reported persons**

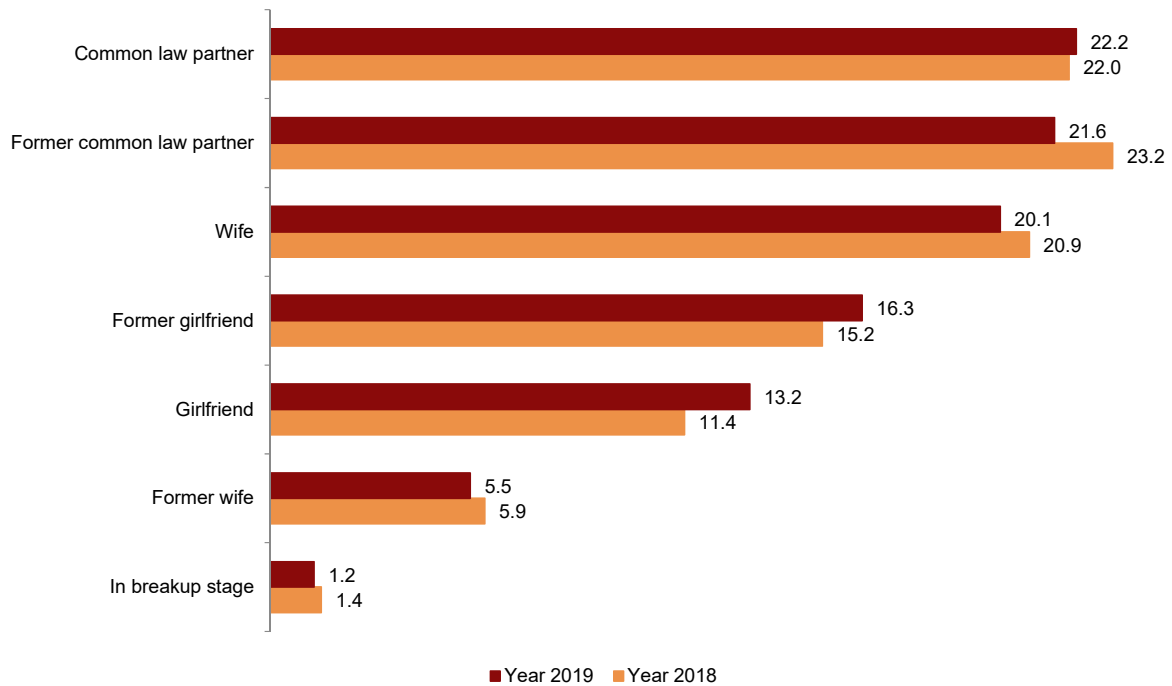
Insofar as the type of relationship between the victim and the accused, in 25.6% of cases they were spouses or former spouses; in 43.8% they were or had been in a civil union; 29.5% was a girlfriend or a former girlfriend; and 1.2% were in the process of separation.

**Relationships victim/reported persons**

Absolute values and variation rates (%)

	Year 2018	Year 2019	Variation rate
Common law partner	6,888	7,070	2.6
Former common law partner	7,251	6,893	-4.9
Wife	6,552	6,409	-2.2
Former girlfriend	4,766	5,214	9.4
Girlfriend	3,557	4,200	18.1
Former wife	1,846	1,750	-5.2
In breakup stage	426	375	-12.0

**Relationships victim/reported persons**  
Percentages



In three out of every four couples (74.9%) the reported person and the victim were between 20 and 49 years old.

By place of birth, 53.8% of the couples were born both in Spain, 9.8% in America, and in 6.1% of cases the person reported was born in Spain and the victim in America.

## Criminal offences and interim measures of gender violence

In 2019, 38,367 criminal offences<sup>5</sup> were recorded, charged to persons reported for cases of gender violence registered during that year, 1.9% more than in 2018.

The average number of criminal offences per person reported was 1.2, the same as in the previous five years.

### Punishable offences imputed. 2015-2019 series

Absolute values and variation rates (%)

	Year 2015	Year 2016	Year 2017	Year 2018	Year 2019	Variation rate 2019/2018
Total	32,128	33,512	34,645	37,670	38,367	1.9

The most frequent criminal offences were those relating to *Injuries* (51.2% of the total), *Torture and other crimes against moral integrity* (19.3%) and *Threats* (15.4%).

The total interim measures ordered<sup>6</sup> and recorded in the Register for cases of gender violence in 2019 reached 98,990; that is, 1.0% more than in the previous year.

Considering the nature of the measures, 74.0% were of a criminal nature and 26.0% of a civil nature.

The most frequent criminal interim measures were the *prohibition of approaching given persons* (36.7% of the total), the *prohibition of communicating with given persons* (35.7%) and *conditional release* (14.0%).

Among the civil interim measures, the most frequent were the *determination of the alimony regime* (26.8% of the total), the *determination of custody rights* (26.3%) and the *determination of the visitation regime* (23.7%).

<sup>5</sup> Each person reported could be charged with more than one criminal offence.

<sup>6</sup> For each case, several interim measures can be ordered.

## Domestic violence

Domestic Violence is understood as any physical or psychological violence carried out by a man or a woman, on any of the persons listed in article 173.2 of the Criminal Code (descendants, ancestors, spouses, siblings, etc.) with the exception of specific cases of gender violence.

## Victims of domestic violence

In 2019, 7,654 victims of domestic violence holding interim measures or protective orders were registered, representing 3.6% more than in the previous year. Among them, 62.0% were women, and 38.0% of them were men.

### Victims of domestic violence by sex and age

Absolute values and variation rates (%)

	Year 2018		Year 2019		Variation rate	
	Men	Women	Men	Women	Men	Women
<b>TOTAL</b>	2,792	4,596	2,906	4,748	4.1	3.3
Less than 18 years old	750	1,048	834	1,163	11.2	11.0
From 18 to 19 years old	71	159	71	155	0.0	-2.5
From 20 to 24 years old	146	246	132	238	-9.6	-3.3
From 25 to 29 years old	123	174	118	162	-4.1	-6.9
From 30 to 34 years old	120	146	128	168	6.7	15.1
From 35 to 39 years old	128	203	163	193	27.3	-4.9
From 40 to 44 years old	202	353	212	322	5.0	-8.8
From 45 to 49 years old	208	414	192	357	-7.7	-13.8
From 50 to 54 years old	215	404	222	399	3.3	-1.2
From 55 to 59 years old	205	336	196	341	-4.4	1.5
From 60 to 64 years old	165	266	172	319	4.2	19.9
From 65 to 69 years old	133	232	136	251	2.3	8.2
From 70 to 74 years old	122	218	130	229	6.6	5.0
75 years old and over	204	397	200	451	-2.0	13.6

The total number of victims of domestic violence was greater than the number of persons reported, with a rate of 1.4 victims for each person reported.

Moreover, a total of 192 persons appeared as both reported persons and victims at the same time.

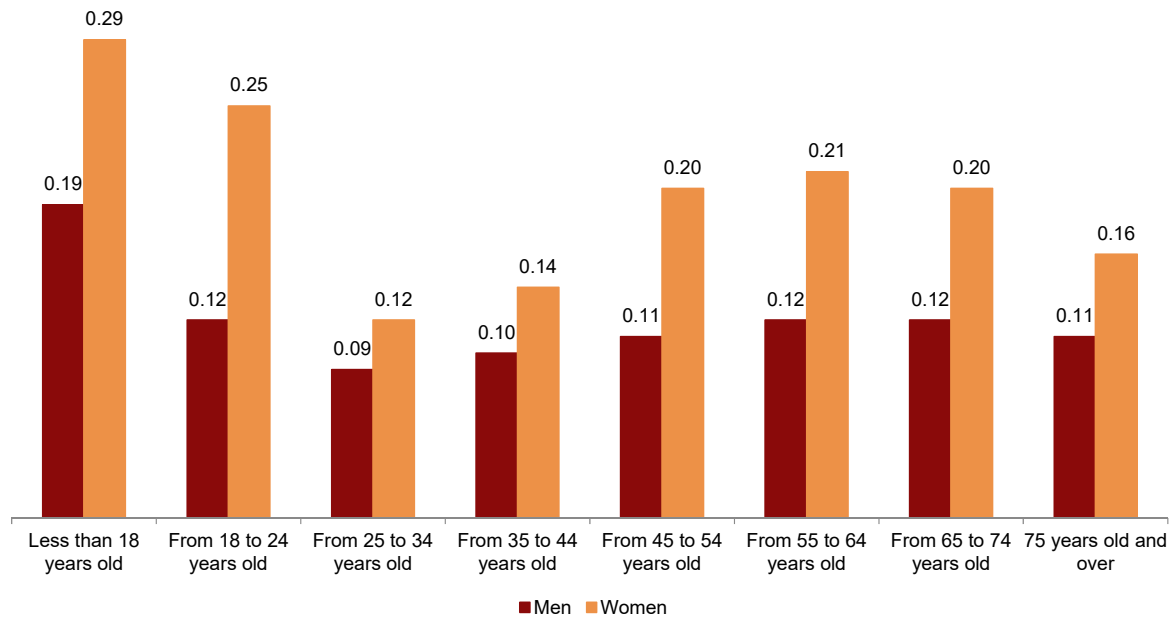
Unlike gendered violence, domestic violence affected all age groups more uniformly. Among them, it is worth noting the under 18 age group, with almost one in four victims (26.1% of the total).

The average age of the victims was 41.0 years old.

In matters of domestic violence, in relative terms<sup>7</sup> the rate of female victims was 0.20 per 1,000 women, while the rate for males was 0.13 per 1,000 men. It could be observed that domestic violence occurred most frequently among women (0.29) and men (0.19) under the age of 18.

### Victims of domestic violence by sex and age

Rates per 1,000 inhabitants



Regarding place of birth, 81.2% of women victims of domestic violence and 84.1% of men were born in Spain, similar proportions to those registered in 2018.

### Victims of domestic violence by sex and place of birth

Absolute values and variation rates (%)

	Year 2018		Year 2019		Variation rate	
	Men	Women	Men	Women	Men	Women
<b>TOTAL</b>	2,792	4,596	2,906	4,748	4.1	3.3
Born in Spain	2,405	3,798	2,443	3,857	1.6	1.6
Born abroad	387	798	463	891	19.6	11.7
Europe	120	251	149	273	24.2	8.8
Africa	94	155	123	203	30.9	31.0
America	154	365	175	380	13.6	4.1
Asia and Oceania	19	27	16	35	-15.8	29.6

In relative terms (rates per 1,000 inhabitants), cases of domestic violence registered a similar rate among foreign men (0.14) and Spanish men (0.12).

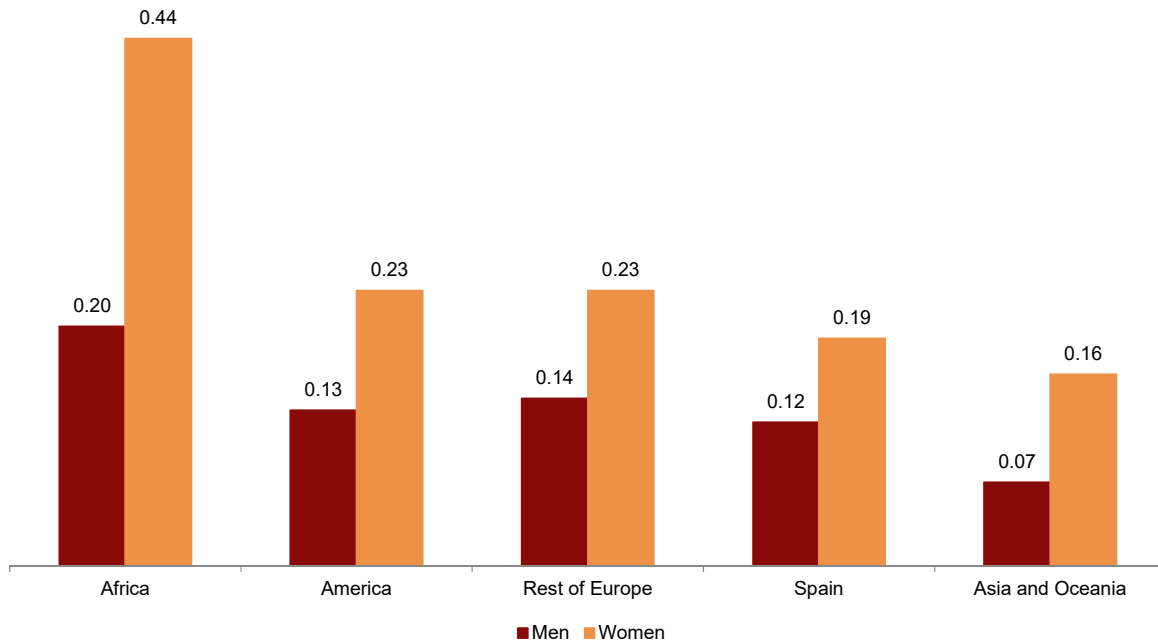
<sup>7</sup> Rates calculated on the male and female population using the provisional population data as at 1 July.

In the case of female victims, those born abroad presented a higher rate than those born in Spain (0.25 compared to 0.19).

The highest rates of victims were those from Africa both in the case of men (0.20) and women (0.44).

**Domestic violence victims according to sex and place of birth**

Rates per 1,000 inhabitants



By Autonomous Community, those that registered the highest number of registered victims of domestic violence in 2019 were Andalucía (1,682), Comunitat Valenciana (1,018) and Cataluña (921). In turn, the Autonomous Cities of Melilla (5) and Ceuta (18), and Cantabria (60) showed the lowest rates of victims registered.

The greatest increases in the number of victims were recorded in La Rioja (57.4%), Illes Balears (20.5%) and Comunidad Foral de Navarra (19.8%).

By contrast, the greatest decreases were registered in the autonomous city of Melilla (-61.5%), Cantabria (-23.1%) and the autonomous city of Ceuta (-14.3%).

### Victims of domestic violence by sex, by Autonomous Communities and cities

Absolute values and variation rates (%)

	Year 2018		Year 2019		Variation rate	
	Men	Women	Men	Women	Men	Women
TOTAL	2,792	4,596	2,906	4,748	4.1	3.3
Andalucía	594	1,055	589	1,093	-0.8	3.6
Aragón	50	109	54	100	8.0	-8.3
Asturias, Principado de	82	131	78	140	-4.9	6.9
Balears, Illes	78	112	94	135	20.5	20.5
Canarias	118	162	129	202	9.3	24.7
Cantabria	29	49	21	39	-27.6	-20.4
Castilla y León	178	271	169	259	-5.1	-4.4
Castilla-La Mancha	139	237	154	232	10.8	-2.1
Cataluña	307	508	363	558	18.2	9.8
Comunitat Valenciana	387	643	371	647	-4.1	0.6
Extremadura	82	142	86	126	4.9	-11.3
Galicia	133	224	138	233	3.8	4.0
Madrid, Comunidad de	284	412	276	440	-2.8	6.8
Murcia, Región de	115	191	119	207	3.5	8.4
Navarra, Comunidad Foral de	22	59	35	62	59.1	5.1
País Vasco	162	228	178	208	9.9	-8.8
Rioja, La	23	38	45	51	95.7	34.2
Ceuta	4	17	5	13	25.0	-23.5
Melilla	5	8	2	3	-60.0	-62.5

As for the rates per 1,000 inhabitants of registered victims of domestic violence, the highest rates in the case of men were recorded in La Rioja (0.29), País Vasco (0.17), and Principado de Asturias, Illes Balears, Extremadura and Región de Murcia (0.16 in all four).

In the case of women, the highest rates were registered in La Rioja (0.32), the Autonomous City of Ceuta (0.31) and Región de Murcia (0.28).

### Persons reported for domestic violence

In 2019, a total of 5,395 persons were reported for domestic violence, 5.9% more than in the previous year. Among them, 72.0% were men and 28.0% were women.

As with last year, there was an increase in both the percentage of men reported (5.1%) and women reported (8.1%).

By age, half of the persons reported were between 30 and 49 years of age (50.7%). The average age of persons reported was 36.4 years old.

### Persons reported for domestic violence according to sex and age

Absolute values and variation rates (%)

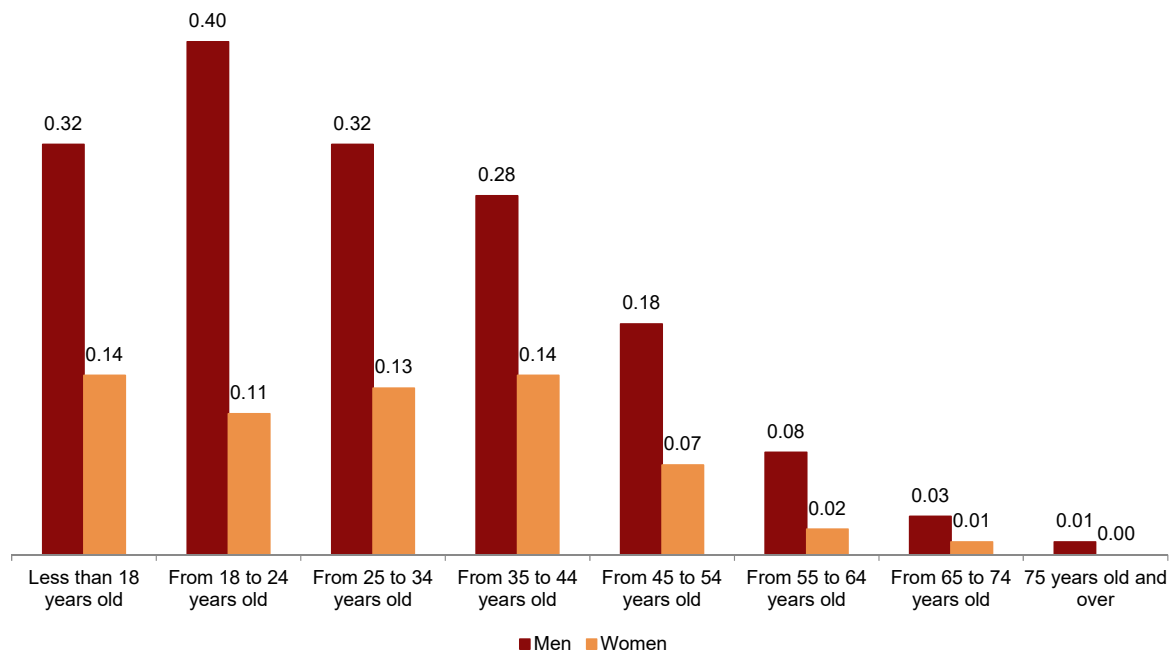
	Year 2018		Year 2019		Variation rate	
	Men	Women	Men	Women	Men	Women
TOTAL	3,696	1,397	3,885	1,510	5.1	8.1
Less than 18 years old	300	125	313	132	4.3	5.6
From 18 to 19 years old	229	66	213	60	-7.0	-9.1
From 20 to 24 years old	464	112	448	118	-3.4	5.4
From 25 to 29 years old	399	155	405	154	1.5	-0.6
From 30 to 34 years old	445	166	461	199	3.6	19.9
From 35 to 39 years old	455	204	474	251	4.2	23.0
From 40 to 44 years old	432	207	553	244	28.0	17.9
From 45 to 49 years old	412	163	395	160	-4.1	-1.8
From 50 to 54 years old	298	105	292	110	-2.0	4.8
From 55 to 59 years old	144	48	172	40	19.4	-16.7
From 60 to 64 years old	60	28	74	22	23.3	-21.4
From 65 to 69 years old	23	10	41	10	78.3	0.0
From 70 to 74 years old	21	4	25	6	19.0	50.0
75 years old and over	14	4	19	4	35.7	0.0



Analysing the rates for every 1,000 people, the rate of males reported was 0.20 for every 1,000 men, while the female rate was 0.07 for every 1,000 women. It could be observed that the rate of reports was highest among men aged 18 to 24 years (0.40) and among women under the age of 18 and between 35 and 44 years of age (0.14 in both cases).

**Persons reported for domestic violence according to sex and age**

Rates per 1,000 persons aged 14 and over



By place of birth, 67.5% of women reported and 79.7% of men reported in cases of domestic violence were born in Spain.

**Persons reported for domestic violence by sex and place of birth**

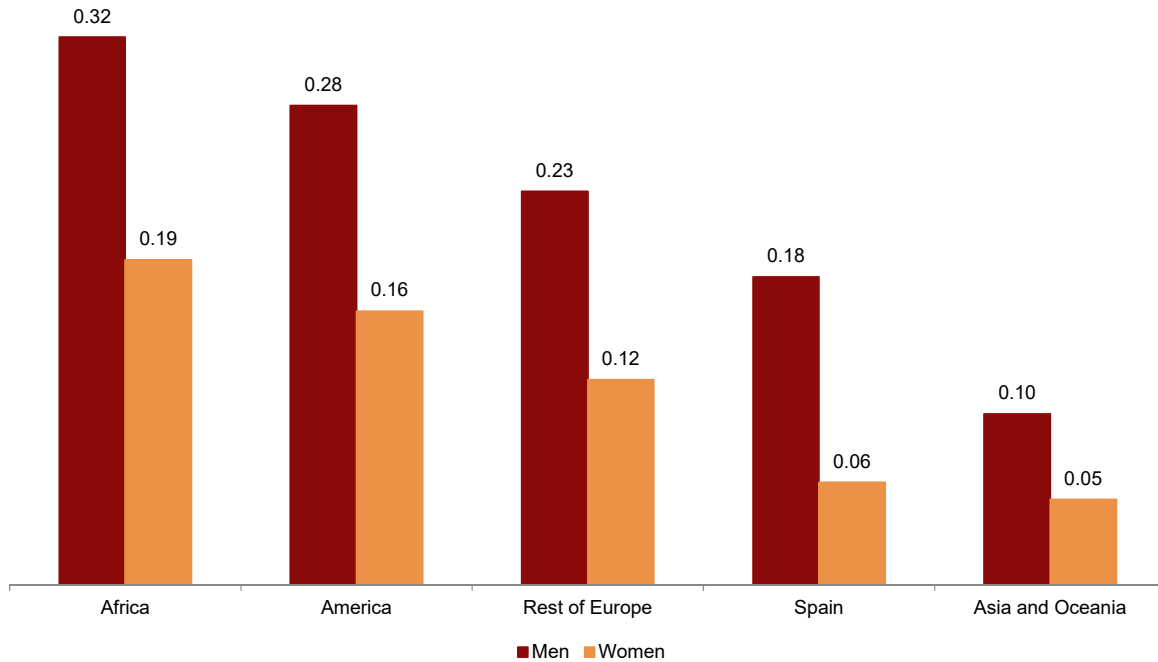
Absolute values and variation rates (%)

	Año 2018		Año 2019		Variation rate	
	Men	Women	Men	Women	Men	Women
TOTAL	3,696	1,397	3,885	1,510	5.1	8.1
Born in Spain	3,032	1,006	3,095	1,020	2.1	1.4
Born abroad	664	391	790	490	19.0	25.3
Europe	196	105	250	138	27.6	31.4
Africa	173	83	189	83	9.2	0.0
America	270	190	330	259	22.2	36.3
Asia and Oceania	25	13	21	10	-16.0	-23.1

In relative terms, the rate per 1,000 persons aged 14 years old and over was higher in reported persons born abroad, particularly those born in Africa and America, in both for man and for women.

**Persons reported for domestic violence by sex and place of birth**

Rates per 1,000 persons aged 14 and over



**Relationships victim/reported persons**

In terms of the type of relationship existing between the victim and the reported person, in 38.1% of cases the victims were the father or mother, in 29.2% the children, and in 8.8% the victim was a sibling.

**Relationships victim/reported persons**

Absolute values and variation rates (%)

	Year 2018	Year 2019	Variation rate
Father/Mother	3,000	3,099	3.3
Son/Daughter	2,212	2,377	7.5
Brother/Sister	769	719	-6.5
Grandfather/Grandmother	142	137	-3.5
Grandson/Granddaughter	41	63	53.7
Rest of relationships	1,708	1,737	1.7

According to place of birth, in 73.2% of the cases both the victim and the reported person were born in Spain, in 5.1% they were both born in America, and in 4.5% the reported person was born in America and the victim in Spain.

## Criminal offences and interim measures of domestic violence

The number of criminal offences<sup>8</sup> charged to persons reported for domestic violence in 2019 rose to 6,392; 6.0% more than in the previous year. The number of criminal offences per person reported was 1.2.

### Punishable offences imputed. 2015-2019 series

Absolute values and variation rates (%)

	Year 2015	Year 2016	Year 2017	Year 2018	Year 2019	Variation rate 2019/2018
Total	5,884	5,570	5,832	6,028	6,392	6.0

The most frequent criminal offences were those relating to *Injuries* (47.9% of the total), *Torture and other crimes against moral integrity* (18.9%) and *Threats* (18.8%).

During 2019, 12,390 interim measures<sup>9</sup> were ordered in registered domestic violence cases, representing an increase of 6.5% as compared with the previous year. Of these measures, 72.5% were handed down to men, and 27.5% to women.

Considering the nature of the measures, 94.3% were criminal interim measures, and 5.7% civil interim measures.

The most frequent criminal interim measures were the *prohibition of approaching given persons* (36.6% of the total), the *prohibition of communicating with given persons* (32.5%) and *conditional release* (13.5%).

In turn, the most common civil interim measures were the *determination of custody rights* (29.9% of the total), the *determination of child support* (17.8%) and the *determination of visiting rights* (16.8%).

<sup>8</sup> Each person reported could be charged with more than one criminal offence.

<sup>9</sup> For each case, several interim measures can be ordered.

## Final judgements

This section provides information relating to final judgements in 2019 of persons convicted and acquitted corresponding to cases (with protective orders and interim measures issued) registered in the Central Register for the Protection of Victims of Domestic and Gender Violence in 2019 or in previous years.

This is oriented to the study of the final stage of the criminal process (proceedings in final judgement) which results in final convictions (sentences and security measures) that fall on the convicted person. Moreover, it provides results on final acquittals (persons acquitted).

In 2019, 35,923 persons convicted of gender and domestic violence were registered in the Register, 3.5% more than in 2018. Among them, 34,144 were men and 1,779 were women.

In turn, there were 5,811 persons acquitted, 10.6% less than in 2018, of which 5,603 were men and 208 were women.

### Persons convicted and acquitted of gendered or domestic violence, by sex

Absolute values and variation rates (%)

<b>Gender violence</b>	Year 2018	Year 2019	Variation rate
Persons convicted (Men)	27,972	30,495	9.0
Persons acquitted (Men)	5,025	5,149	2.5
<b>Domestic violence</b>			
Persons convicted	6,724	5,428	-19.3
Men	4,222	3,649	-13.6
Women	2,502	1,779	-28.9
Persons acquitted	1,475	662	-55.1
Men	880	454	-48.4
Women	595	208	-65.0

### Duration of the cases<sup>10</sup>

With respect to cases of gender violence, seven out of ten persons (72.9%) received final judgement in less than one year. On the other hand, 15.3% of the persons received final judgement between one and two years, 7.1% between two and three years and 4.8% in three years or more.

With respect to cases of domestic violence, 72.7% of the persons received final judgement within a year, 16.6% between one and two years, 5.9% between two and three years and 4.7% in three years or more.

### Persons in cases with final sentence according to duration of the case. Year 2019

Absolute values

<b>Gender violence</b>	Total	Persons convicted	Persons acquitted
<b>TOTAL</b>	35,644	30,495	5,149
Less than 1 year	25,973	22,977	2,996
From 1 to 2 years	5,456	4,354	1,102
From 2 to 3 years	2,518	1,957	561
3 years and over	1,697	1,207	490
<b>Domestic violence</b>			
<b>TOTAL</b>	6,090	5,428	662
Less than 1 year	4,430	4,083	347
From 1 to 2 years	1,013	828	185
From 2 to 3 years	362	291	71
3 years and over	285	226	59

### Review and update of data

The data published today are definitive and are not subject to further revision. All results are available on INEBase.

<sup>10</sup>The duration of the case is defined as the difference between the date of final decision and the date of its initiation.

## Methodological note

The Statistics on Domestic Violence and Gender Violence are obtained from the statistical use of the Central Register for the Protection of Victims of Domestic and Gender Violence. These statistics are compiled by the INE by virtue of a collaboration agreement signed with the Ministry of Justice, the body responsible for this register, which was signed by both institutions on 3 July 2007 and updated and renewed on 21 November 2017.

The information on gender violence and domestic violence is presented separately. The results refer to the cases initiated, with interim measures ordered, recorded in the register during the reference year. As of 2015 information is also published concerning final judgements handed down in the reference year, which correspond to cases that were recorded in the register in that year or in previous years.

The information is disseminated at national and Autonomous Community level. Results are provided regarding victims and persons reported, analysing their socio-demographic characteristics, and also on criminal offences charged and interim measures ordered.

The objective of this statistics is to determine the number of victims holding protective orders and interim measures and the number of persons reported in cases recorded in the register during the reference year. Since 2015, persons convicted and acquitted in final judgements handed down in the reference year are included, corresponding to cases recorded in the register in the reference year or in previous years. This allows for study of the main sociodemographic characteristics (sex, age, place of birth, type of relationship) and for detailed information to be provided on the precautionary measures ordered, the criminal offences charged, and the penalties imposed.

**Type of operation:** annual continuous statistics.

**Population scope:**

**Cases Initiated:** Group of persons reported aged 14 years old and over and the victims corresponding to cases with interim measures ordered, registered in the Central Register for the Protection of Victims of Domestic and Gender Violence during the reference period. **Final Judgements:** Group of persons acquitted and convicted through final judgement, corresponding to matters in which precautionary measures were pronounced, registered in the Central Registry for the Protection of Victims of Domestic and Gender Violence during the reference period.

**Geographical scope:** the entire national territory

**Reference period of the results:** the calendar year.

**Reference period of the information:** date of initiation of the case and date of the final judgement.

**Collection method:** statistical use of an administrative register.

For more information, please consult both the [methodology](#) and the [standardised methodological report](#).

---

For further information see **INEbase:** [www.ine.es/en/](http://www.ine.es/en/) Twitter: [@es\\_ine](https://twitter.com/es_ine)

All press releases at: [www.ine.es/en/prensa/prensa\\_en.htm](http://www.ine.es/en/prensa/prensa_en.htm)

Press office: Telephone numbers: (+34) 91 583 93 63 /94 08 – [gprensa@ine.es](mailto:gprensa@ine.es)

**Information Area:** Telephone number: (+34) 91 583 91 00 – [www.ine.es/infoine/?L=1](http://www.ine.es/infoine/?L=1)

---