

10 May 2022

**Statistics on Domestic Violence and Gender Violence (SDVGV)
Year 2021**

**The number of women who were victims of gender violence
increased by 3.2% in 2021, up to 30,141**

**The rate of victims of gender violence was 1.4 per 1,000 women
aged 14 years old and over**

The number of domestic violence victims decreased by 0.5%

Cases initiated

This section provides information about victims and persons with protection orders or court-ordered interim measures recorded in the reference year in the Central Register for the Protection of Victims of Domestic and Gender Violence.

The total persons recorded as victims of gender or domestic violence in 2021 reached 38,715, 2.4% more than in 2020. Of these, 35,359 were women and 3,356 men.

**Victims and persons reported in gendered violence and domestic violence, by sex.
2017-2021 Series**

Absolute values and variation rates (%)

	Year 2017	Year 2018	Year 2019	Year 2020	Year 2021	Variation rate 2021/2020
Gender violence						
Victims (women)	29,008	31,286	31,911	29,215	30,141	3.2
Persons reported (men)	28,987	31,250	31,805	29,135	30,047	3.1
Domestic violence						
Victims	6,909	7,388	7,654	8,279	8,240	-0.5
Men	2,596	2,792	2,906	3,197	3,182	-0.5
Women	4,313	4,596	4,748	5,082	5,058	-0.5
Persons reported	4,908	5,093	5,395	5,578	5,288	-5.2
Men	3,590	3,696	3,885	4,028	3,834	-4.8
Women	1,318	1,397	1,510	1,550	1,454	-6.2
Persons reported and victims at the same time	217	221	192	325	334	2.8
Men	146	134	106	176	174	-1.1
Women	71	87	86	149	160	7.4

Gender violence

Gender Violence is understood as any physical or psychological act of violence (including attacks on sexual freedom, threats, coercion or arbitrary deprivation of freedom) carried out against a woman by a man who is or has been her spouse, or who is or has been linked to her by a similar sentimental relationship, even if without cohabitation.

Victims of gender violence

In 2021, 30,141 women victims of gender violence were registered, in cases in which interim measures or protective orders had been issued, indicating a 3.2% increase as compared with the previous year.

Almost half of the victims of gendered violence (47.5%) were aged 30 to 44. The average age of the victims was 36.9 years old.

The greatest increase in the number of victims in 2021 was among women under 18 years of age (28.6%). In turn, the greatest decrease was registered in women aged 75 and over (-11.6%).

Victims of gendered violence by age

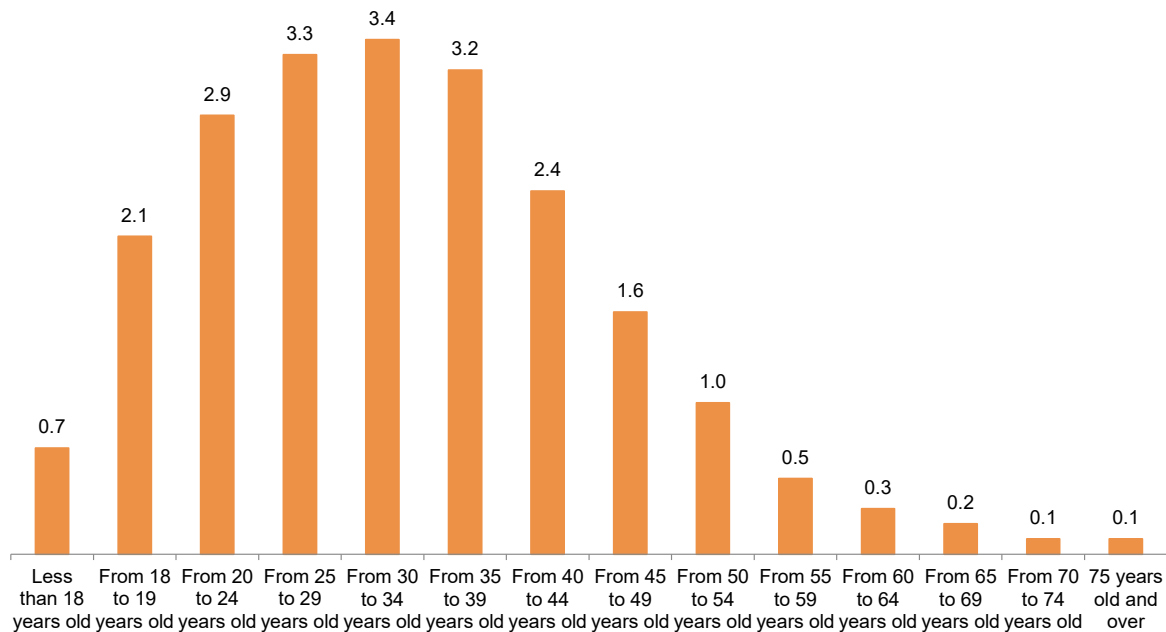
Absolute values and variation rates (%)

	Year 2020	Year 2021	Variation rate
TOTAL	29,215	30,141	3.2
Less than 18 years old	514	661	28.6
From 18 to 19 years old	884	955	8.0
From 20 to 24 years old	3,208	3,346	4.3
From 25 to 29 years old	3,900	4,045	3.7
From 30 to 34 years old	4,638	4,671	0.7
From 35 to 39 years old	4,959	5,043	1.7
From 40 to 44 years old	4,521	4,616	2.1
From 45 to 49 years old	2,963	3,131	5.7
From 50 to 54 years old	1,749	1,796	2.7
From 55 to 59 years old	847	872	3.0
From 60 to 64 years old	439	447	1.8
From 65 to 69 years old	245	244	-0.4
From 70 to 74 years old	175	161	-8.0
75 years old and over	173	153	-11.6

The rate of victims¹ was 1.4 per 1,000 women aged 14 years old and over. The highest values were reached in the age groups 30 to 34 years (3.4 victims per 1,000 women) and 25 to 29 years (3.3).

Victims of gendered violence by age Year 2021

Rates per 1,000 women aged 14 years old and over



Regarding place of birth², nearly two out of every three victims of gendered violence were born in Spain (63.3% of the total), a similar proportion as last year.

Victims* of gender violence by place of birth.

Absolute values and variation rates (%)

	Year 2020	Year 2021	Variation rate
TOTAL	29,215	30,141	3.2
Born in Spain	18,379	19,086	3.8
Born abroad	10,836	11,055	2.0
Europe	3,045	2,990	-1.8
Africa	2,076	2,132	2.7
America	5,476	5,707	4.2
Asia and Oceania	239	226	-5.4

¹ Rates calculated on the female population aged 14 and over using the provisional population figures as at 1 July.

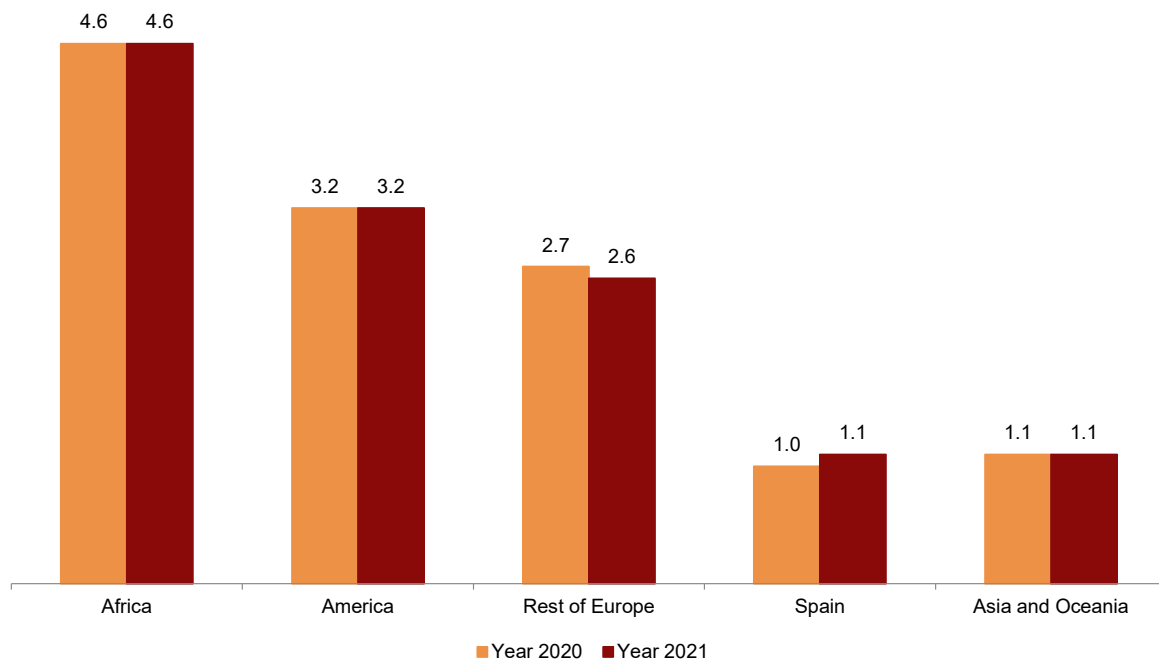
² The place of birth does not necessarily correspond to nationality.

The victim rate per 1,000 women aged 14 and older was almost three times higher among women born abroad (3.1) than that among women born in Spain (1.1). In both cases the figures are similar to last year.

Among foreign-born victims, those from Africa and the Americas had the highest rates. Those of Asia and Oceania had the lowest.

Victims of gender violence by place of birth

Rates per 1,000 women aged 14 years old and over



Results by Autonomous Communities and Cities

The Autonomous Communities with the highest number of registered victims of gender violence in 2021 were Andalucía (6,720), Comunitat Valenciana (4,909) and Comunidad de Madrid (3,624).

In turn, the lowest rates were recorded in the Autonomous Cities of Melilla and Ceuta, and Comunidad Foral de Navarra.

The largest annual increases in the number of victims occurred in the autonomous cities of Ceuta and in La Rioja (25.8% and 21.7%, respectively). In turn, the greatest decreases were registered in the Autonomous City of Melilla (-30.7%) and Principado de Asturias (-14.0%).

Victims of gendered violence by Autonomous Communities and Cities.

Absolute values and variation rates (%)

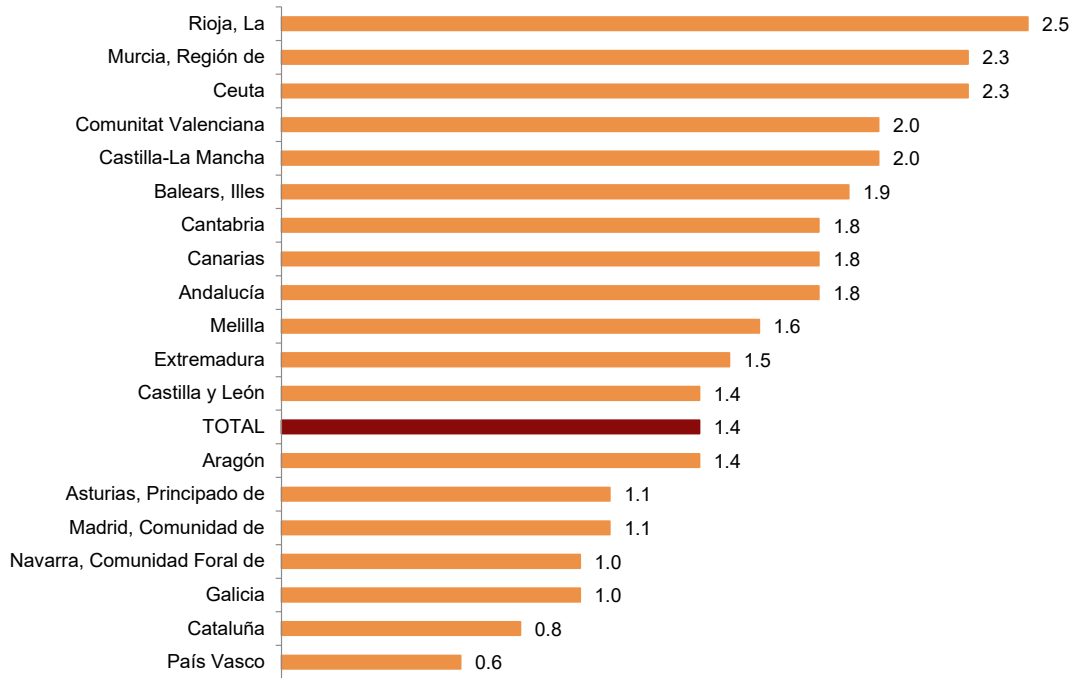
	Year 2020	Year 2021	Variation rate
TOTAL	29,215	30,141	3.2
Andalucía	6,813	6,720	-1.4
Aragón	725	810	11.7
Asturias, Principado de	622	535	-14.0
Balears, Illes	1,002	992	-1.0
Canarias	1,734	1,825	5.2
Cantabria	407	482	18.4
Castilla y León	1,497	1,551	3.6
Castilla-La Mancha	1,501	1,751	16.7
Cataluña	2,848	2,782	-2.3
Comunitat Valenciana	4,473	4,548	1.7
Extremadura	643	685	6.5
Galicia	1,187	1,217	2.5
Madrid, Comunidad de	3,149	3,349	6.4
Murcia, Región de	1,343	1,503	11.9
Navarra, Comunidad Foral de	289	299	3.5
País Vasco	559	614	9.8
Rioja, La	286	348	21.7
Ceuta	62	78	25.8
Melilla	75	52	-30.7

In relative terms, the highest rates of victims of gender-based violence registered per 1,000 women aged 14 and over were recorded in La Rioja (2.5), and Región de Murcia and the autonomous city of Ceuta (2.3 in the two).

In turn, País Vasco (0.6), Cataluña (0.8) presented the lowest rates.

Victims of gendered violence by Autonomous Communities and Cities. Year 2021

Rates per 1,000 women aged 14 years old and over



Persons reported for gender violence

A total of 30,047 men were reported on gender violence in cases with protective orders or interim measures issued and recorded in the Register throughout the year 2021, representing an increase of 3.1% as compared with the previous year.

Almost half of the persons reported (48.2%) were aged 30 to 44 years old. The average age of persons reported was 39.7 years old.

The greatest increases in the number of persons reported for gender violence occurred among those under 18 years of age (70.8%), and in the group aged 18 to 19 years of age (15.7%).

Starting at the age of 65, the number of persons reported fell compared to the previous year.

Persons reported for gendered violence by age

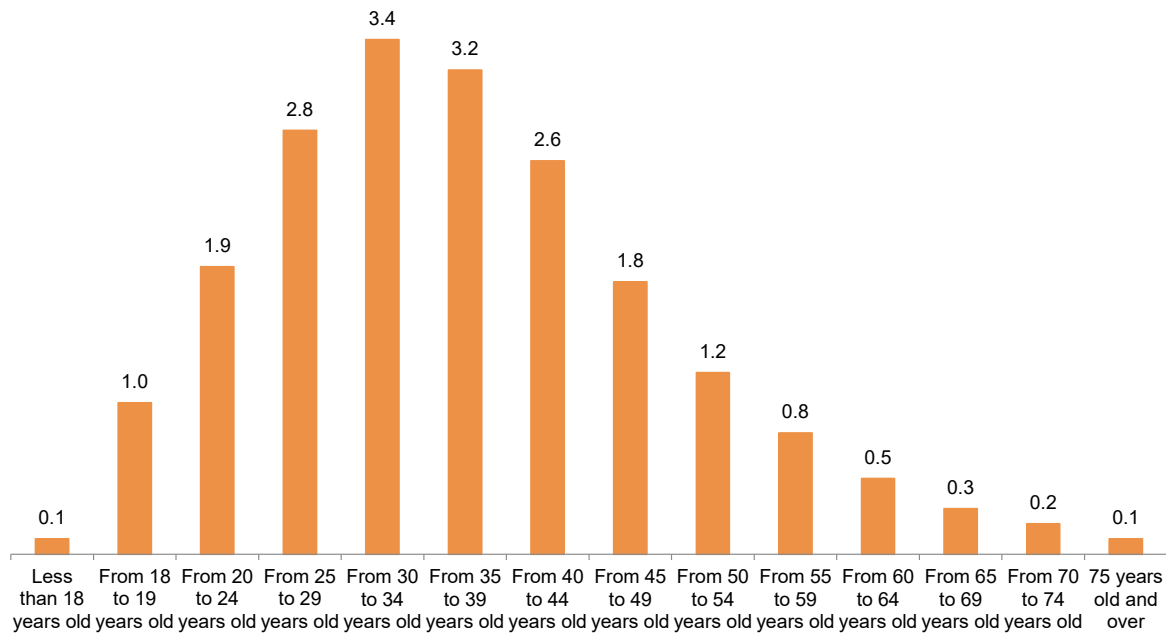
Absolute values and variation rates (%)

	Year 2020	Year 2021	Variation rate
TOTAL	29,135	30,047	3.1
Less than 18 years old	72	123	70.8
From 18 to 19 years old	453	524	15.7
From 20 to 24 years old	2,301	2,388	3.8
From 25 to 29 years old	3,428	3,588	4.7
From 30 to 34 years old	4,399	4,625	5.1
From 35 to 39 years old	4,948	4,966	0.4
From 40 to 44 years old	4,716	4,884	3.6
From 45 to 49 years old	3,544	3,653	3.1
From 50 to 54 years old	2,278	2,280	0.1
From 55 to 59 years old	1,292	1,337	3.5
From 60 to 64 years old	719	746	3.8
From 65 to 69 years old	431	408	-5.3
From 70 to 74 years old	270	254	-5.9
75 years old and over	284	271	-4.6

The rate of those reported for gender violence³ was 1.5 per 1,000 men aged 14 years old and over. The rate reached its peak in the groups 30 to 34 years (3.4 reported for every 1,000 men of said age) and 35 to 39 years (3.2).

Persons reported for gendered violence by age Year 2021

Rates per 1,000 men aged 14 years and over



By place of birth, almost two out of every three persons reported (63.5% of the total) were born in Spain.

Persons reported for gendered violence according to place of birth

Absolute values and variation rates (%)

	Year 2020	Year 2021	Variation rate
TOTAL	29,135	30,047	3.1
Born in Spain	18,545	19,065	2.8
Born abroad	10,590	10,982	3.7
Europe	3,147	3,009	-4.4
Africa	2,833	3,090	9.1
America	4,308	4,605	6.9
Asia and Oceania	302	278	-7.9

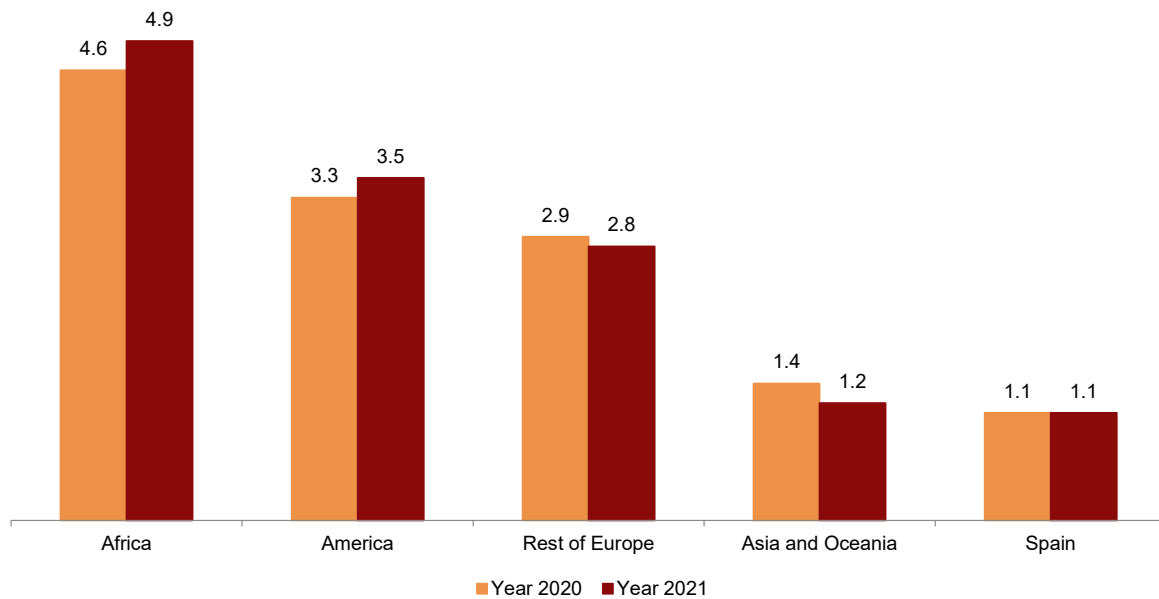
³ Rates calculated on the female population aged 14 and over using the provisional population figures as at 1 July.

The rate of persons reported per 1,000 men aged 14 years old and above was greater among those born abroad (3.4) than among those born in Spain (1.1).

Within those born abroad, the highest rates of reported persons corresponded to those born in Africa and America. The lowest rates were recorded among those born in Asia and Oceania.

Persons reported for gendered violence according to place of birth

Rates per 1,000 men aged 14 years and over



Relationship of the victims with the persons reported

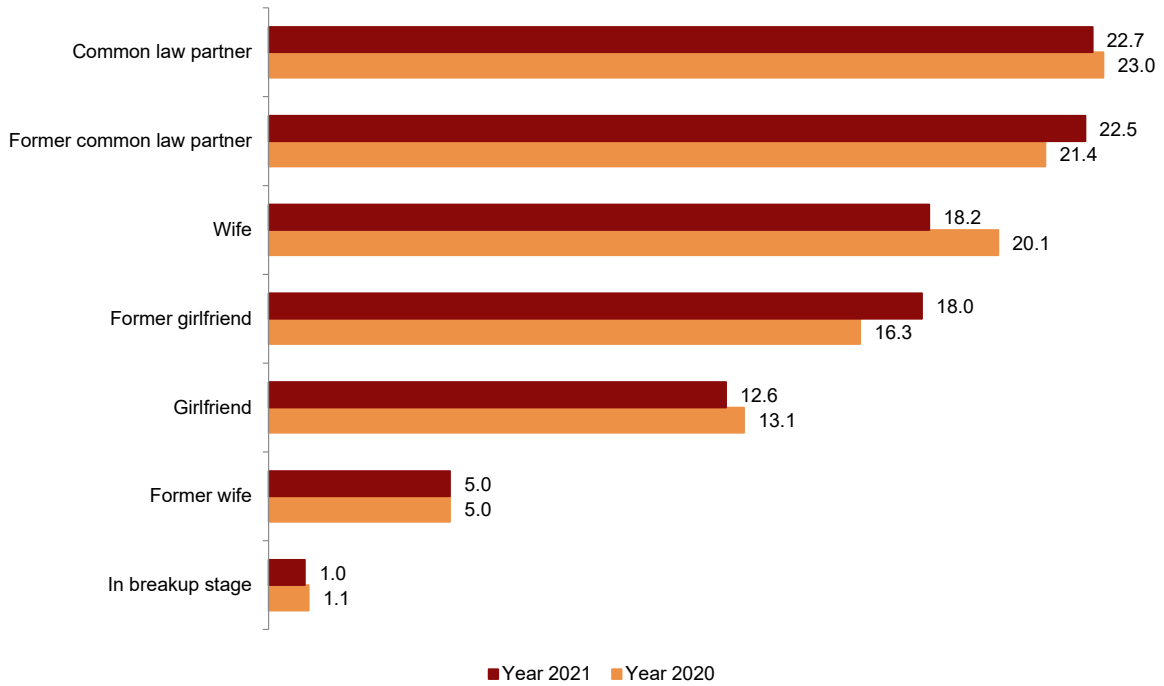
Insofar as the type of relationship between the victim and the accused, in 23.3% of cases the victims were spouses or former spouses; in 45.2% they were or had been in a civil union; 30.6% was a girlfriend or a former girlfriend; and 1.0% were in the process of separation.

Relationship of the victims with the persons reported

Absolute values and variation rates (%)

Victim	Year 2020	Year 2021	Variation rate
Common law partner	6,717	6,835	1.8
Former common law partner	6,265	6,777	8.2
Wife	5,879	5,498	-6.5
Former girlfriend	4,748	5,414	14.0
Girlfriend	3,827	3,801	-0.7
Former wife	1,471	1,520	3.3
In breakup stage	308	296	-3.9

Relationship of the victims with the persons reported
Percentages



In three out of every four couples (73.8%) the reported person and the victim were between 20 and 49 years old.

By place of birth, 53.3% of the couples were born both in Spain, 10.5% in America, and in 6.4% of cases the person reported was born in Spain and the victim in America.

Criminal offences and interim measures of gender violence

In 2021, 36,362 criminal offences⁴ were recorded, charged to persons reported for cases of gender violence registered during that year, 5.8% more than in 2020.

The average number of criminal offences per person reported was 1.2, the same as in the previous five years.

Punishable offences imputed. 2017-2021 Series

Absolute values and variation rates (%)

	Year 2017	Year 2018	Year 2019	Year 2020	Year 2021	Variation rate 2021/2020
Total	34,645	37,670	38,367	34,369	36,362	5.8

The most frequent criminal offences were those relating to *Injuries* (49.1% of the total), *Torture and other crimes against moral integrity* (21.2%) and *Threats* (15.5%).

The total interim measures ordered⁵ and recorded in the Register for cases of gender violence in 2021 reached 93,028; that is, 2.3% more than in the previous year.

Considering the nature of the measures, 73.9% were of a criminal nature and 26.1% of a civil nature.

The most frequent criminal interim measures were the *prohibition of approaching given persons* (37.0% of the total), the *prohibition of communicating with given persons* (36.4%) and *conditional release* (13.4%).

Among the civil interim measures, the most frequent were the *determination of the alimony regime* (27.0% of the total), the *determination of custody rights* (26.3%) and the *determination of the visitation regime* (19.2%).

⁴ Each person reported could be charged with more than one criminal offence.

⁵ For each case, several interim measures can be ordered.

Domestic violence

Domestic Violence is understood as any physical or psychological violence carried out by a man or a woman, on any of the persons listed in article 173.2 of the Criminal Code (descendants, ancestors, spouses, siblings, etc.) with the exception of specific cases of gender violence.

Victims of domestic violence

In 2021, 8,240 victims of domestic violence holding interim measures or protective orders were registered, representing 0.5% less than in the previous year. Among them, 61.4% were women, and 38.6% were men.

Victims of domestic violence by sex and age

Absolute values and variation rates (%)

	Year 2020		Year 2021		Variation rate	
	Men	Women	Men	Women	Men	Women
TOTAL	3,197	5,082	3,182	5,058	-0.5	-0.5
Less than 18 years old	939	1,217	1,097	1,507	16.8	23.8
From 18 to 19 years old	77	145	75	147	-2.6	1.4
From 20 to 24 years old	158	261	127	269	-19.6	3.1
From 25 to 29 years old	134	160	125	183	-6.7	14.4
From 30 to 34 years old	126	162	137	176	8.7	8.6
From 35 to 39 years old	156	226	176	200	12.8	-11.5
From 40 to 44 years old	203	354	159	267	-21.7	-24.6
From 45 to 49 years old	199	364	189	314	-5.0	-13.7
From 50 to 54 years old	255	392	215	380	-15.7	-3.1
From 55 to 59 years old	221	417	201	348	-9.0	-16.5
From 60 to 64 years old	216	349	187	318	-13.4	-8.9
From 65 to 69 years old	151	250	156	254	3.3	1.6
From 70 to 74 years old	145	285	140	232	-3.4	-18.6
75 years old and over	217	500	198	463	-8.8	-7.4

The total number of victims of domestic violence was greater than the number of persons reported, with a rate of 1.6 victims for each person reported.

Moreover, a total of 334 persons appeared as both reported persons and victims at the same time.

Unlike gender violence, domestic violence affected all age groups more uniformly. Among them, it is worth noting the age group under 18 years old, with almost one in three victims (31.6% of the total).

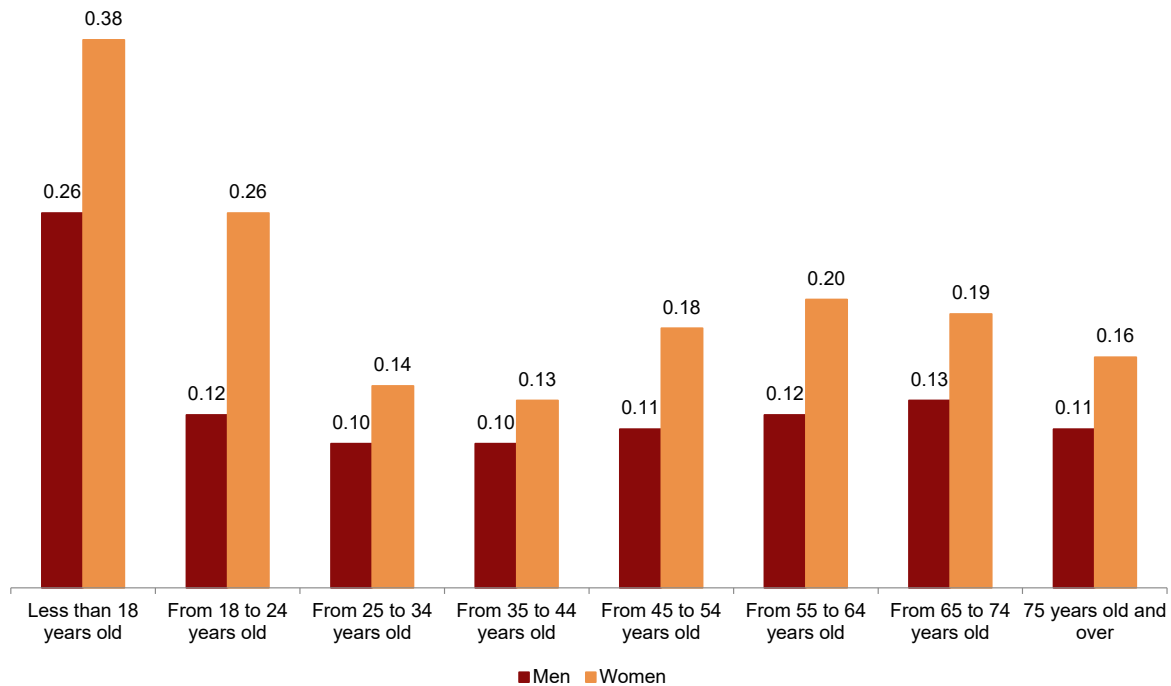
The average age of the victims was 38.8 years old.

In relative terms⁶, in matters of domestic violence, the rate of female victims was 0.21 per 1,000 women and the rate of male victims, 0.14 per 1,000 men.

The most frequent casualty rates were among those under 18 years of age, both in women (0.38) and in men (0.26).

Victims of domestic violence by sex and age Year 2021

Rates per 1,000 inhabitants



Regarding place of birth, 83.3% of women victims of domestic violence and 85.0% of men were born in Spain, similar proportions to those registered in 2020.

Victims of domestic violence by sex and place of birth

Absolute values and variation rates (%)

	Year 2020		Year 2021		Variation rate	
	Men	Women	Men	Women	Men	Women
TOTAL	3,197	5,082	3,182	5,058	-0.5	-0.5
Born in Spain	2,705	4,156	2,706	4,215	0.0	1.4
Born abroad	492	926	476	843	-3.3	-9.0
Europe	141	263	142	218	0.7	-17.1
Africa	101	212	117	156	15.8	-26.4
America	231	433	200	436	-13.4	0.7
Asia and Oceania	19	18	17	33	-10.5	83.3

⁶ Rates calculated on the male and female population using the provisional population data as at 1 July.

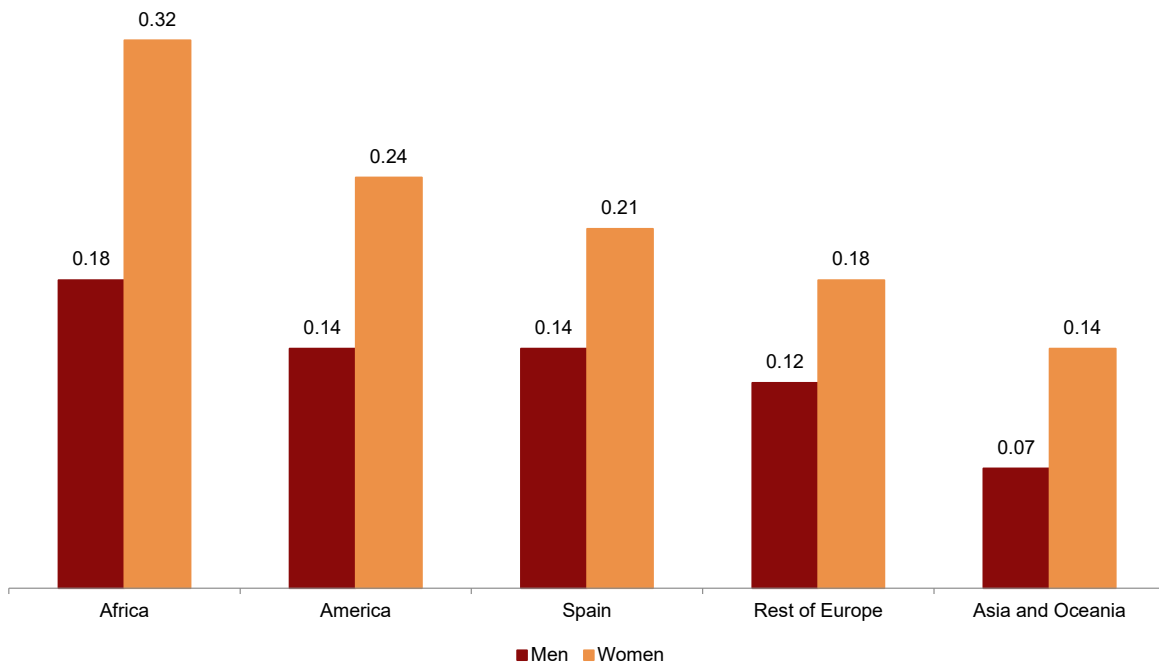
In relative terms, issues of domestic violence had a similar rate among foreign and Spanish men (both 0.14 per 1,000 inhabitants).

In the case of female victims, those born abroad presented a higher rate than those born in Spain (0.22 compared to 0.21).

The highest rates of victims were those from Africa both in the case of women (0.32) and men (0.18).

Domestic violence victims according to sex and place of birth Year 2020

Rates per 1,000 inhabitants



By Autonomous Community, those that registered the highest number of registered victims of domestic violence in 2021 were Andalucía (1,683), Comunitat Valenciana (1,122) and Cataluña (956). In turn, the Autonomous Cities of Melilla (14) and Ceuta (42), and Cantabria (86) showed the lowest rates of victims registered.

The largest increases in the number of victims took place in Illes Balears (40.6%), Cantabria (34.2%) and Extremadura (26.9%).

By contrast, the greatest decreases were registered in the autonomous city of Melilla (-31.6%), Castilla-La Mancha (-13.3%) and Comunidad de Madrid and Región de Murcia (-8.9%).

Victims of domestic violence by sex, by Autonomous Communities and cities

Absolute values and variation rates (%)

	Year 2020		Year 2021		Variation rate	
	Men	Women	Men	Women	Men	Women
TOTAL	3,197	5,082	3,182	5,058	-0.5	-0.5
Andalucía	682	1,119	647	1,036	-5.1	-7.4
Aragón	77	111	88	137	14.3	23.4
Asturias, Principado de	88	109	85	134	-3.4	22.9
Balears, Illes	101	133	120	187	18.8	40.6
Canarias	153	242	177	267	15.7	10.3
Cantabria	22	38	35	51	59.1	34.2
Castilla y León	193	329	174	331	-9.8	0.6
Castilla-La Mancha	158	249	158	216	0.0	-13.3
Cataluña	364	596	358	598	-1.6	0.3
Comunitat Valenciana	447	691	448	674	0.2	-2.5
Extremadura	85	130	99	165	16.5	26.9
Galicia	148	259	142	254	-4.1	-1.9
Madrid, Comunidad de	273	449	259	409	-5.1	-8.9
Murcia, Región de	143	247	135	225	-5.6	-8.9
Navarra, Comunidad Foral de	30	61	34	56	13.3	-8.2
País Vasco	168	223	162	223	-3.6	0.0
Rioja, La	34	55	39	61	14.7	10.9
Ceuta	23	25	19	23	-17.4	-8.0
Melilla	8	16	3	11	-62.5	-31.3

As for the rates of victims of domestic violence registered per 1,000 inhabitants, in the case of men, the highest rates were registered in the autonomous city of Ceuta (0.45), La Rioja (0.25) and Illes Balears (0.20).

In the case of women, the highest rates were in the autonomous city of Ceuta (0.56), La Rioja (0.38) and in Extremadura and the Illes Balears (0.31 in both cases).

Persons reported for domestic violence

In 2021, a total of 5,288 persons were reported for domestic violence, 5.2% less than in the previous year. Among them, 72.5% were men and 27.5% were women.

The number of men reported fell by 4.8% compared to the previous year and the number of women reported, by 6.2%.

By age, half of the persons reported were between 30 and 49 years of age (53.0%). The average age of persons reported was 37.6 years old.

Persons reported for domestic violence according to sex and age

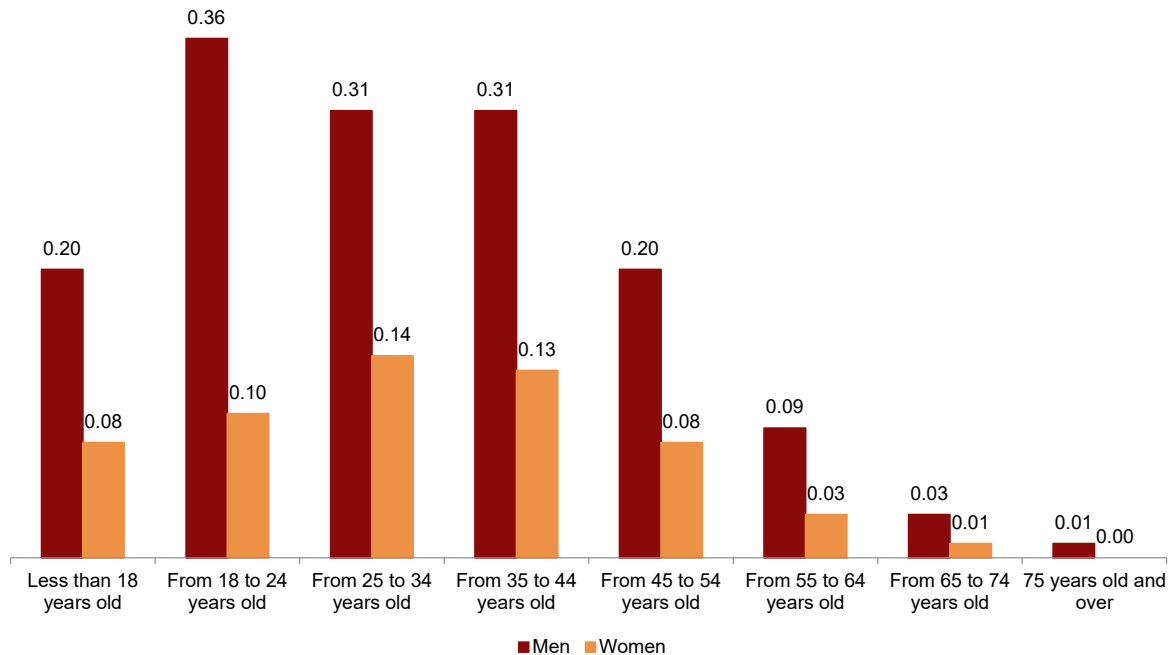
Absolute values and variation rates (%)

	Year 2020		Year 2021		Variation rate	
	Men	Women	Men	Women	Men	Women
TOTAL	4,028	1,550	3,834	1,454	-4.8	-6.2
Less than 18 years old	224	93	203	77	-9.4	-17.2
From 18 to 19 years old	239	66	173	62	-27.6	-6.1
From 20 to 24 years old	517	145	444	100	-14.1	-31.0
From 25 to 29 years old	424	142	383	133	-9.7	-6.3
From 30 to 34 years old	472	192	447	226	-5.3	17.7
From 35 to 39 years old	535	266	519	233	-3.0	-12.4
From 40 to 44 years old	536	258	542	217	1.1	-15.9
From 45 to 49 years old	430	184	446	170	3.7	-7.6
From 50 to 54 years old	329	105	322	129	-2.1	22.9
From 55 to 59 years old	177	51	189	59	6.8	15.7
From 60 to 64 years old	77	33	90	25	16.9	-24.2
From 65 to 69 years old	39	9	38	13	-2.6	44.4
From 70 to 74 years old	16	4	19	6	18.8	50.0
75 years old and over	13	2	19	4	46.2	100.0

Analysing the rates per 1,000 people, the rate of males reported was 0.19 and that of females reported, 0.07. The most frequent rates were among men aged 18 to 24 years (0.36) and among women aged 25 to 34 years (0.14).

Persons reported for domestic violence according to sex and age Year 2021

Rates per 1,000 persons aged 14 and over



By place of birth, 67.6% of women reported and 79.7% of men reported in cases of domestic violence were born in Spain.

Persons reported for domestic violence by sex and place of birth

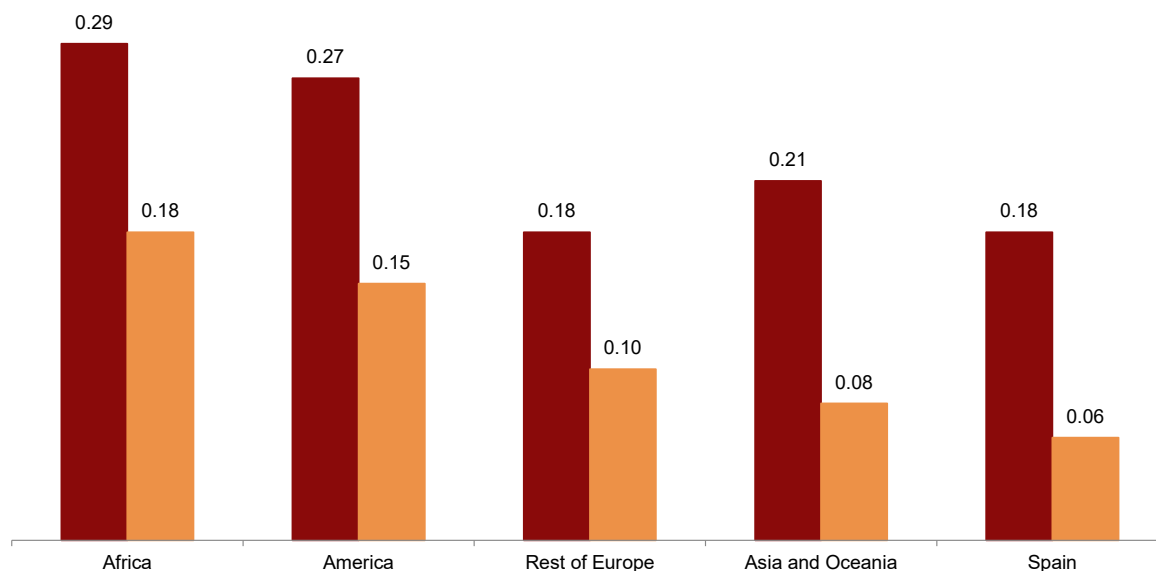
Absolute values and variation rates (%)

	Año 2020		Año 2021		Variation rate	
	Men	Women	Men	Women	Men	Women
TOTAL	4,028	1,550	3,834	1,454	-4.8	-6.2
Born in Spain	3,235	1,058	3,054	983	-5.6	-7.1
Born abroad	793	492	780	471	-1.6	-4.3
Europe	200	132	194	114	-3.0	-13.6
Africa	188	73	182	82	-3.2	12.3
America	373	274	358	258	-4.0	-5.8
Asia and Oceania	32	13	46	17	43.8	30.8

In relative terms, the rate per 1,000 persons aged 14 years old and over was higher in reported persons born abroad, particularly those born in Africa and America, in both for man and for women.

Persons reported for domestic violence by sex and place of birth Year 2020

Rates per 1,000 persons aged 14 and over



Relationship of the victims with the persons reported

In terms of the type of relationship existing between the victim and the reported person, in 33.6% of cases the victims were the father or mother, in 34.8% the children, and in 8.7% the victim was a sibling.

Relationship of the victims with the persons reported

Absolute values and variation rates (%)

Victim	Year 2020	Year 2021	Variation rate
Father/Mother	3,377	2,930	-13.2
Son/Daughter	2,567	3,032	18.1
Brother/Sister	867	759	-12.5
Grandfather/Grandmother	123	118	-4.1
Grandson/Granddaughter	38	60	57.9
Rest of relationships	1,812	1,822	0.6

According to place of birth, in 73.5% of the cases both the victim and the reported person were born in Spain, in 5.6% they were both born in America, and in 5.2% the reported person was born in America and the victim in Spain.

Criminal offences and interim measures of domestic violence

The number of criminal offences⁷ charged to persons reported for domestic violence in 2021 rose to 6,430; 4.6% less than in the previous year. The number of criminal offences per person reported was 1.2.

Punishable offences imputed. 2017-2021 Series

Absolute values and variation rates (%)

	Year 2017	Year 2018	Year 2019	Year 2020	Year 2021	Variation rate 2021/2020
Total	5,832	6,028	6,392	6,739	6,430	-4.6

The most frequent criminal offences were those relating to *Injuries* (47.7% of the total), *Torture and other crimes against moral integrity* (19.3%) and *Threats* (17.7%).

During 2021, 12,669 interim measures⁸ were ordered in registered domestic violence cases, representing a decrease of 4.8% as compared with the previous year. Of these measures, 71.8% were handed down to men, and 28.2% to women.

Considering the nature of the measures, 92.6% were criminal interim measures, and 7.4% civil interim measures.

The most frequent criminal interim measures were the *prohibition of approaching given persons* (38.6% of the total), the *prohibition of communicating with given persons* (34.8%) and *conditional release* (12.8%).

In turn, the most common civil interim measures were the *determination of custody rights* (26.0% of the total), the *determination of child support* (17.9%) and the *determination of visiting rights* (15.2%).

⁷ Each person reported could be charged with more than one criminal offence.

⁸ For each case, several interim measures can be ordered.

Final judgements

This section provides information relating to final judgements in 2021 of persons convicted and acquitted corresponding to cases (with protective orders and interim measures issued) registered in the Central Register for the Protection of Victims of Domestic and Gender Violence in 2021 or in previous years.

This is oriented to the study of the final stage of the criminal process (proceedings in final judgement) which results in final convictions (sentences and security measures) that fall on the convicted person. Moreover, it provides results on final acquittals (persons acquitted).

In 2021, 39,665 persons convicted of gender and domestic violence were registered in the Register, 29.6% more than in 2020. Among them, 36,905 were men and 2,760 were women.

In turn, there were 5,142 persons acquitted, 23.3% more than in 2020, of which 4,682 were men and 460 were women.

Persons convicted and acquitted of gendered or domestic violence, by sex

Absolute values and variation rates (%)

Gender violence	Year 2020	Year 2021	Variation rate
Persons convicted (Men)	25,436	33,068	30.0
Persons acquitted (Men)	3,489	4,263	22.2
Domestic violence			
Persons convicted	5,180	6,597	27.4
Men	3,132	3,837	22.5
Women	2,048	2,760	34.8
Persons acquitted	715	879	22.9
Men	346	419	21.1
Women	369	460	24.7

Duration of the cases⁹

With respect to cases of gender violence, seven out of ten persons (68.4%) received final judgement in less than one year. On the other hand, 15.9% of the persons received final judgement between one and two years, 7.5% between two and three years and 5.3% in three years or more.

With respect to cases of domestic violence, 67.7% of the persons received final judgement within a year, 18.8% between one and two years, 8.9% between two and three years and 6.8% in three years or more.

Persons in cases with final sentence according to duration of the case. Year 2021

Absolute Values

Gender violence	Total	Persons convicted	Persons acquitted
TOTAL	37,331	33,068	4,263
Less than 1 year	25,541	23,487	2,054
From 1 to 2 years	5,917	4,866	1,051
From 2 to 3 years	3,339	2,743	596
3 years and over	2,534	1,972	562

Domestic violence	Total	Persons convicted	Persons acquitted
TOTAL	7,476	6,597	879
Less than 1 year	4,902	4,510	392
From 1 to 2 years	1,373	1,132	241
From 2 to 3 years	701	570	131
3 years and over	500	385	115

Data Review and Update

The data published today is final and is not subject to further revision. All results are available on INEBase.

⁹The duration of the case is defined as the difference between the date of final decision and the date of its initiation.

Methodological note

The Statistics on Domestic Violence and Gender Violence are obtained from the statistical use of the Central Register for the Protection of Victims of Domestic and Gender Violence. These statistics are compiled by the INE under a collaboration agreement with the Ministry of Justice, the body responsible for this register, which was signed by both institutions on July 3, 2007 and updated and renewed in 2017.

The information on gender violence and domestic violence is presented separately. The results refer to the cases initiated, with interim measures ordered, recorded in the register during the reference year. As of 2015 information is also published concerning final judgements handed down in the reference year, which correspond to cases that were recorded in the register in that year or in previous years.

The objective of this statistics is to determine the number of victims holding protective orders and interim measures and the number of persons reported in cases recorded in the register during the reference year. Since 2015, persons convicted and acquitted in final judgements handed down in the reference year are included, corresponding to cases recorded in the register in the reference year or in previous years. This allows for study of the main sociodemographic characteristics (sex, age, place of birth, type of relationship) and for detailed information to be provided on the precautionary measures ordered, the criminal offences charged, and the penalties imposed, both at the national and regional levels.

Type of operation: annual continuous statistical operation.

Population scope: In **open cases:** Group of persons reported aged 14 years old and over and the victims corresponding to cases with interim measures ordered, registered in the Central Register for the Protection of Victims of Domestic and Gender Violence during the reference period. In **final judgements:** Group of persons acquitted and convicted through final judgement, corresponding to matters in which precautionary measures were pronounced, registered in the Central Registry for the Protection of Victims of Domestic and Gender Violence during the reference period.

Geographical scope: the entire national territory.

Reference period for the results: the calendar year.

Reference period of the information: dates of initiation of the case and dates of the final judgement.

Collection method: statistical use of an administrative register.

For more information, please consult both the [methodology](#) and the [standardised methodological report](#).

INE statistics are produced in accordance with the Code of Good Practice for European Statistics, which is the basis for the institution's quality policy and strategy. For more information see the section [Quality at INE and the Code of Best Practices](#) on the INE website.

For further information see **INEbase:** www.ine.es/en/ Twitter: [@es_ine](https://twitter.com/es_ine)

All press releases at: www.ine.es/en/prensa/prensa_en.htm

Press Office: Telephone numbers: (+34) 91 583 93 63 /94 08 – gprensa@ine.es

Information Area: Telephone number: (+34) 91 583 91 00 – www.ine.es/infoine/?L=1
