

31 May 2023

**Statistics on Domestic Violence and Gender Violence (SDVGV)
Year 2022**

**The number of women who were victims of gender violence
increase by 8.3% in 2022, up to 32,644**

**The rate of female victims of gender violence was 1.5 per 1,000
women aged 14 years old and over**

The number of domestic violence victims decreased by 1.1%

Cases opened

This section provides information on victims and defendants, with protection orders or interim measures issued, who have been registered in the reference year in the Central Register for the Protection of Victims of Domestic and Gender Violence.

Victims and persons reported in gender violence and domestic violence, by sex. 2018-2022 Series

Absolute values and variation rates (%)

| | Year 2018 | Year 2019 | Year 2020 | Year 2021 | Year 2022 | Variation rate 2022/2021 |
|--|-----------|-----------|-----------|-----------|-----------|--------------------------------|
| Gender violence | | | | | | |
| Victims (women) | 31,286 | 31,911 | 29,215 | 30,141 | 32,644 | 8.3 |
| Victims (minors) ¹ | .. | .. | .. | .. | 1,376 | .. |
| Reported (men) | 31,250 | 31,805 | 29,135 | 30,047 | 33,209 | 10.5 |
| Domestic violence | | | | | | |
| Victims | 7,388 | 7,654 | 8,279 | 8,240 | 8,151 | -1.1 |
| Men | 2,792 | 2,906 | 3,197 | 3,182 | 3,202 | 0.6 |
| Women | 4,596 | 4,748 | 5,082 | 5,058 | 4,949 | -2.2 |
| Persons reported | 5,093 | 5,395 | 5,578 | 5,288 | 6,813 | 28.8 |
| Men | 3,696 | 3,885 | 4,028 | 3,834 | 4,943 | 28.9 |
| Women | 1,397 | 1,510 | 1,550 | 1,454 | 1,870 | 28.6 |
| Persons reported and victims at the same time | 221 | 192 | 325 | 334 | 413 | 23.7 |
| Men | 134 | 106 | 176 | 174 | 263 | 51.1 |
| Women | 87 | 86 | 149 | 160 | 150 | -6.3 |

¹ Victim minors are included (by Organic Act 8/2021, on comprehensive protection for children and adolescents against violence, is added point 4 in Article 1 of Organic Act 1/2004, on comprehensive protection measures against gender violence. See methodological note).

Female victims of gender violence

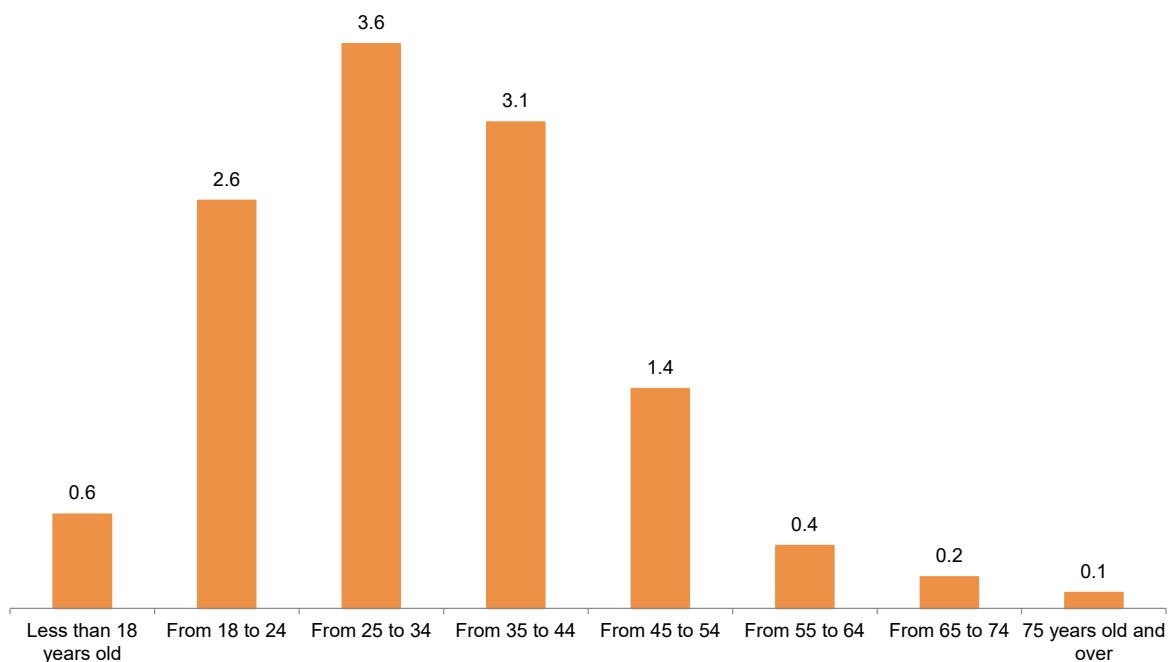
In 2022, 32,644 female victims of gender violence were registered, in cases in which interim measures or protective orders had been issued, indicating an 8.3% increase as compared with the previous year.

Almost half (48.1%) were between the ages of 30 and 44.

The rate of victims was 1.5 per 1,000 women aged 14 years old and over. The highest value was reached in the age groups 25 to 34 years (3.6 victims per 1,000 women).

Female victims of gender violence by age

Rate per 1,000 women, aged 14 years and over



In terms of place of birth, almost two out of three female victims of gender violence were born in Spain (62.8% of the total), a similar number to the previous year.

Female victims of gender violence by place of birth

Absolute values and rates per 1,000 women aged 14 years old and over

| | Year 2022 | Rate per 1000 |
|------------------|---------------|---------------|
| TOTAL | 32,644 | 1.5 |
| Born in Spain | 20,511 | 1.2 |
| Born abroad | 12,133 | 3.2 |
| Europe | 3,297 | 2.8 |
| Africa | 2,237 | 4.7 |
| America | 6,383 | 3.3 |
| Asia and Oceania | 216 | 1.0 |

Results by Autonomous Communities and Cities

The Autonomous Communities with the highest rates of registered female victims of gender violence in 2022 were Andalucía (7,417), Comunitat Valenciana (5,007) and Comunidad de Madrid (3,062).

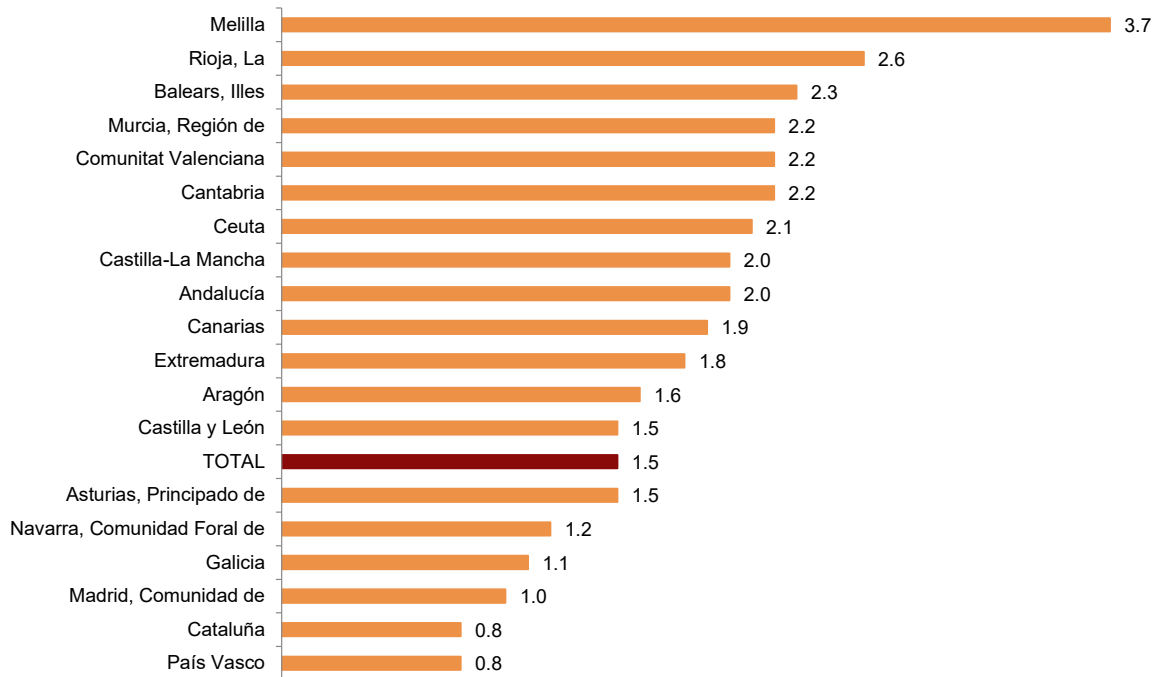
In turn, the lowest rates of female victims were recorded in the Autonomous Cities of Melilla and Ceuta, and Comunidad Foral de Navarra.

In relative terms, the highest rates of registered female victims of gender violence per 1,000 women aged 14 and older were recorded in the Autonomous Cities of Melilla (3.7), and La Rioja (2.6) and Illes Balears (2.3).

In turn, País Vasco and Cataluña (0.8 in both) and Comunidad de Madrid (1.0) presented the lowest rates.

Female Victims of gender violence by Autonomous Communities and Cities

Rate per 1,000 women, aged 14 years and over



Underage victims of gender violence

In 2022, 1,376 underage (children, in guardianship or custody or living together) victims of gender violence corresponding to cases in which interim measures or protection orders had been issued.

Underage victims of gender violence by type of relationship and sex

Absolute Values

| | TOTAL | Man | Woman |
|-----------------------------------|-------|-----|-------|
| TOTAL | 1,376 | 645 | 731 |
| Son/Daughter | 1,094 | 515 | 579 |
| Spouse's son/daughter | 47 | 21 | 26 |
| Common law partner's son/daughter | 195 | 90 | 105 |
| Minor in custody in a institute | 1 | 0 | 1 |
| Another cohabitant minor | 39 | 19 | 20 |

Men reported for gender violence

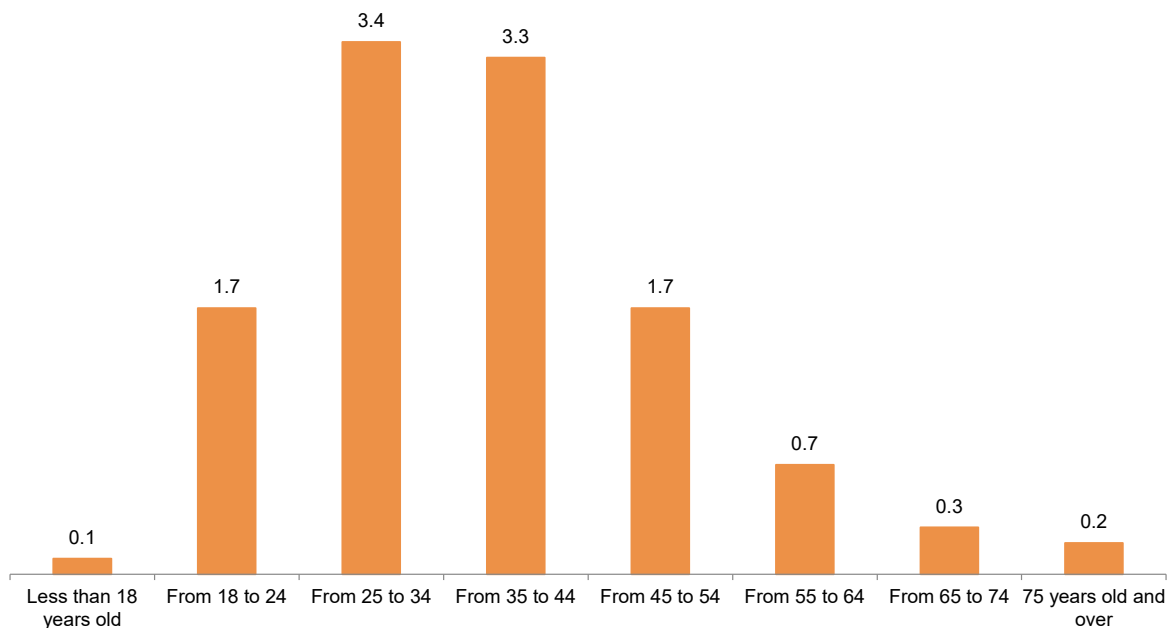
A total of 33,209 men were reported on gender violence in cases with protective orders or interim measures issued and recorded in the Register throughout the year 2022, which was 10.5% more, compared to the previous year.

Almost half (48.4%) were aged 30 to 44 years old.

The rate of those reported for gender violence was 1.6 per 1,000 men aged 14 years old and over. The highest value was reached in the age groups 25 to 34 years (3.4 reported per 1,000 men).

Men reported for gender violence by age

Rates per 1,000 men aged 14 years and over



By place of birth, almost two out of every three men reported (63.0% of the total) were born in Spain.

Men reported for gender violence by place of birth

Absolute values and per 1,000 men aged 14 years old and over

| | Year 2022 | Rate per 1000 |
|------------------|-----------|---------------|
| TOTAL | 33,209 | 1.6 |
| Born in Spain | 20,911 | 1.2 |
| Born abroad | 12,298 | 3.6 |
| Europe | 3,447 | 3.2 |
| Africa | 3,279 | 5.0 |
| America | 5,288 | 3.7 |
| Asia and Oceania | 284 | 1.3 |

The rate of reported offences per 1,000 men aged 14 and over was higher for those born abroad (3.6) than for those born in Spain (1.2).

Of those born abroad, the highest rate of reported men correspond to those born in Africa and America. The lowest rates came from those born in Asia and Oceania.

Relationship of the female victims with the men reported

Insofar as the type of relationship between the victim and the accused, in 23.0% of cases the female victims were spouses or former spouses; in 43.8% they were or had been in a civil union; 32.2% was a girlfriend or a former girlfriend; and 0.9% were in the process of separation.

Relationship of the female victims with the men reported

Absolute values and variation rates (%)

| Victim | Year 2022 | Annual variation rate |
|---------------------------|-----------|-----------------------|
| Wife | 5,826 | 6.0 |
| Former wife | 1,691 | 11.3 |
| Girlfriend | 4,517 | 18.8 |
| Former girlfriend | 5,993 | 10.7 |
| Common law partner | 7,038 | 3.0 |
| Former common law partner | 7,276 | 7.4 |
| In breakup stage | 303 | 2.4 |

Interim measures in gender violence cases

The total interim measures ordered¹ and recorded in the Register for cases of gender violence in 2022 reached 97,616; that is, 4.9% more than in the previous year.

In terms of the nature of the measures, 73.1% were criminal in nature and 26.9% were civil.

The more frequent criminal interim measures were the *prohibition on approaching certain persons* (36.6% of the total), the *prohibition on communicating with certain persons* (36.1%) *temporary release* (14.4%).

Among the civil interim measure, the most frequent were the *identification of child support arrangements* (27.6% of the total), the *identification of custody arrangements* (27.1%) and the *identification of visitation rights* (12.9%).

Victims of domestic violence

In 2022, 8,151 victims were recorded in domestic violence cases with a protection order or interim measures, 1.1% less than in the previous year. Among them, 60.7% were women, and 39.3% were men.

Victims of domestic violence by sex and age

Absolute values and variation rates (%)

| | Year 2022 | | Annual variation rate | |
|-------------------------|--------------|--------------|-----------------------|-------------|
| | Men | Women | Men | Women |
| TOTAL | 3,202 | 4,949 | 0.6 | -2.2 |
| Less than 18 years old | 755 | 1,045 | -31.2 | -30.7 |
| From 18 to 24 years old | 245 | 460 | 21.3 | 10.6 |
| From 25 to 34 years old | 312 | 327 | 19.1 | -8.9 |
| From 35 to 44 years old | 436 | 503 | 30.1 | 7.7 |
| From 45 to 54 years old | 459 | 750 | 13.6 | 8.1 |
| From 55 to 64 years old | 422 | 750 | 8.8 | 12.6 |
| From 65 to 74 years old | 324 | 581 | 9.5 | 19.5 |
| 75 years old and over | 249 | 533 | 25.8 | 15.1 |

The total number of victims of domestic violence was higher than the number of reported persons, with a ratio of 1.2 victims per reported persons.

Additionally, a total of 413 persons were listed as both reported and victims.

Unlike gender violence, domestic violence affected all age groups more uniformly. Among them, it is worth noting the age group under 18 years old, with almost one in four victims (22.1% of the total).

In terms of place of birth, 81.3% of the female victims of domestic violence and 82.3% of the males were born in Spain, similar numbers to those of 2021.

¹ Several interim measures can be ordered in each case.

Domestic violence victims by sex and place of birth

Absolute values and rates per 1,000

| | Year 2022 | | Annual variation rate | |
|------------------|-----------|-------|-----------------------|-------|
| | Men | Women | Men | Women |
| TOTAL | 3,202 | 4,949 | 0.6 | -2.2 |
| Born in Spain | 2,635 | 4,023 | -2.6 | -4.6 |
| Born abroad | 567 | 926 | 19.1 | 9.8 |
| Europe | 173 | 248 | 21.8 | 13.8 |
| Africa | 120 | 195 | 2.6 | 25.0 |
| America | 250 | 446 | 25.0 | 2.3 |
| Asia and Oceania | 24 | 37 | 41.2 | 12.1 |

Results by Autonomous Communities and Cities

By Autonomous Communities, those that had the highest rates of registered victims of domestic violence in 2022 were Andalucía (1,736), Comunitat Valenciana (1,135) and Cataluña (934). In turn, the lowest rates were recorded in the Autonomous Cities of Melilla (28) and Ceuta (35), and Cantabria (106).

Victims of domestic violence by sex, by Autonomous Communities and Cities

Absolute values and variation rates (%)

| | Year 2022 | | Variation rate | |
|-----------------------------|-----------|-------|----------------|-------|
| | Men | Women | Men | Women |
| TOTAL | 3,202 | 4,949 | 0.6 | -2.2 |
| Andalucía | 646 | 1,090 | -0.2 | 5.2 |
| Aragón | 71 | 115 | -19.3 | -16.1 |
| Asturias, Principado de | 80 | 107 | -5.9 | -20.1 |
| Balears, Illes | 129 | 192 | 7.5 | 2.7 |
| Canarias | 119 | 206 | -32.8 | -22.8 |
| Cantabria | 40 | 66 | 14.3 | 29.4 |
| Castilla y León | 185 | 296 | 6.3 | -10.6 |
| Castilla-La Mancha | 148 | 229 | -6.3 | 6.0 |
| Cataluña | 390 | 544 | 8.9 | -9.0 |
| Comunitat Valenciana | 460 | 675 | 2.7 | 0.1 |
| Extremadura | 93 | 119 | -6.1 | -27.9 |
| Galicia | 115 | 217 | -19.0 | -14.6 |
| Madrid, Comunidad de | 359 | 511 | 38.6 | 24.9 |
| Murcia, Región de | 116 | 233 | -14.1 | 3.6 |
| Navarra, Comunidad Foral de | 39 | 79 | 14.7 | 41.1 |
| País Vasco | 142 | 167 | -12.3 | -25.1 |
| Rioja, La | 45 | 65 | 15.4 | 6.6 |
| Ceuta | 15 | 20 | -21.1 | -13.0 |
| Melilla | 10 | 18 | 233.3 | 63.6 |

Persons reported for domestic violence

In 2022, 6,813 persons reported were recorded in domestic violence cases, 28.8% more than in the previous year. Of these, 72.6% were men, and 27.4% women.

The number of men reported increased by 28.9% compared to the previous year and the number of women reported, by 28.6%.

By age, more than half of the persons reported were aged between 30 and 49 years (54.6%).

Persons reported for domestic violence by sex and age

Absolute values and variation rates (%)

| | Year 2022 | | Annual variation rate | |
|-------------------------|-----------|-------|-----------------------|-------|
| | Men | Women | Men | Women |
| TOTAL | 4,943 | 1,870 | 28.9 | 28.6 |
| Less than 18 years old | 156 | 72 | -23.2 | -6.5 |
| From 18 to 24 years old | 742 | 217 | 20.3 | 34.0 |
| From 25 to 34 years old | 1,119 | 467 | 34.8 | 30.1 |
| From 35 to 44 years old | 1,410 | 608 | 32.9 | 35.1 |
| From 45 to 54 years old | 1,048 | 378 | 36.5 | 26.4 |
| From 55 to 64 years old | 356 | 94 | 27.6 | 11.9 |
| From 65 to 74 years old | 89 | 25 | 56.1 | 31.6 |
| 75 years old and over | 23 | 9 | 21.1 | 125.0 |

By place of birth, 64.9% of reported women and 76.7% of reported men in cases of domestic violence were born in Spain.

Persons reported for domestic violence by sex and place of birth

Absolute values and variation rates (%)

| | Year 2022 | | Annual variation rate | |
|------------------|-----------|-------|-----------------------|-------|
| | Men | Women | Men | Women |
| TOTAL | 4,943 | 1,870 | 28.9 | 28.6 |
| Born in Spain | 3,791 | 1,214 | 24.1 | 23.5 |
| Born abroad | 1,152 | 656 | 47.7 | 39.3 |
| Europe | 288 | 146 | 48.5 | 28.1 |
| Africa | 296 | 102 | 62.6 | 24.4 |
| America | 506 | 381 | 41.3 | 47.7 |
| Asia and Oceania | 62 | 27 | 34.8 | 58.8 |

Relationship of the victims with the persons reported

In terms of the type of relationship existing between the victim and the reported person, in 37.0% of cases the victims were the father or mother, in 26.7% the children, and in 9.4% the victim was a sibling.

Relationship of the victims with the persons reported

Absolute values and variation rates (%)

| Victim | Year 2022 | Annual variation rate |
|-------------------------|-----------|-----------------------|
| Father/Mother | 3,208 | 9.5 |
| Son/Daughter | 2,316 | -23.6 |
| Brother/Sister | 814 | 7.2 |
| Grandfather/Grandmother | 154 | 30.5 |
| Grandson/Granddaughter | 71 | 18.3 |
| Rest of relationships | 2,116 | 16.1 |

Interim measures in domestic violence cases

During 2022, 16,539 interim measures² were ordered in registered domestic violence cases, representing an increase of 30.5% as compared with the previous year. Of these measures, 72.7% were handed down to men, and 27.3% to women.

In terms of the nature of the measures, 90.9% were criminal interim measures and 9.1% were civil interim measures.

The more frequent criminal interim measures were the *prohibition on approaching certain persons* (39.0% of the total), the *prohibition on communicating with certain persons* (35.6%) and *temporary release* (12.4%).

In turn, the most frequent civil interim measures were the *identification of child support arrangements* (27.2% of the total), the *identification of custody arrangements* (20.0%) and the *identification of visitation rights* (16.6%).

² Several interim measures can be ordered in each case.

Final judgements

This section provides information on convicted persons referring to final sentences issued in 2022 corresponding to cases (with protection orders or interim measures issued) that were registered in the Central Register for the Protection of Victims of Domestic and Gender Violence in 2022 or in previous years.

In 2022, 36,161 persons convicted of gender violence and 7,022 for domestic violence, 9.4% and 6.4% more than in 2021, respectively.

Convicted for gender violence and domestic violence by sex

Absolute values and variation rates (%)

| Gender violence | Year 2022 | Variation rate |
|--------------------------|-----------|----------------|
| Convicted men | 36,161 | 9.4 |
| Domestic violence | | |
| Convicted | 7,022 | 6.4 |
| Men | 4,059 | 5.8 |
| Women | 2,963 | 7.4 |

Regarding the duration of the cases³, in gender violence, seven out of ten persons (71.8% of the total) received a final judgement in less than one year. In turn, final judgements were issued between one to two years to 13.6% of the persons, between two to three years to 8.3%, and between three or more years to 6.3%.

For domestic violence, final judgements were issued in under one year to 68.7% of people, between one and two years for 17.0%, between two and three years to 7.8%, and 6.5% in three or more years.

Persons convicted in cases with final sentence by duration of the case

Absolute Values

| | TOTAL | Less than 1 year | From 1 to 2 years | From 2 to 3 years | 3 years and over |
|--------------------------|--------|------------------|-------------------|-------------------|------------------|
| Gender violence | 36,161 | 25,954 | 4,909 | 3,010 | 2,288 |
| Domestic violence | 7,022 | 4,826 | 1,197 | 545 | 454 |

Data reviews and updates

The data published today is final and is not subject to further revision. All results are available on INEBase.

³ The duration of the case is defined as the difference between the final date of the decision and the date of its initiation.

Methodological note

The Statistic Domestic Violence and Gender Violence is obtained from statistical use of the Central Register for the Protection of Victims of Domestic and Gender Violence, whose ownership corresponds to the Ministry of Justice.

Gender violence is understood to be all physical and psychological acts of violence (including attacks on sexual freedom, threats, coercion or arbitrary deprivation of liberty) carried out against a woman by a man who is or has been her spouse, or who is or has been linked to her by a similar sentimental relationship even if without cohabitation. It also includes violence which, with the aim of causing harm or damage to women, is exercised by these men against their family members or close relatives who are minors (article 1, point 4, of Organic Law 1/2004, on Comprehensive Protection Measures against Gender Violence, added according to Organic Law 8/2021, on the comprehensive protection of children and adolescents against violence).

Domestic violence is understood to be all physical or psychological violence carried out by both a man or a woman, on any of the persons listed in article 173.2 of the Criminal Code (descendants, ancestors, spouses, siblings, etc.), with the exception of cases that are specific to gender violence.

The objective of these statistics is to ascertain the number and some of their socio-demographic characteristics, both of victims with interim measures or protection orders and of those reported in the cases opened, as well as persons convicted by final judgement in that year of cases registered in the register both in the reference year and in previous years.

Type of operation: annual continuous statistics.

Population scope: In **cases opened:** Victims and those reported aged 14 or over corresponding to cases with interim measures issued registered in the Central Register for the Protection of Victims of Domestic and Gender Violence during the reference period. In **final judgements:** Those convicted by final judgement during the reference period corresponding to cases opened with interim measures issued and registered in the Register both in the reference period and in previous periods.

Geographical scope: the entire national territory.

Reference period for the results: the calendar year.

Reference period of the information: dates of initiation of the case and dates of the final judgement.

Collection method: statistical use of an administrative register.

For more information, please consult both the [methodology](#) and the [standardised methodological report](#) of the statistic.

INE statistics are produced in accordance with the Code of Good Practice for European Statistics, which is the basis for the institution's quality policy and strategy. For more information, see the section [Quality at INE and the Code of Best Practices](#) on the INE website.

For further information see **INEbase:** www.ine.es/en/ Twitter: [@es_ine](https://twitter.com/es_ine)

All press releases at: www.ine.es/en/prensa/prensa_en.htm

Press office: Telephone numbers: (+34) 91 583 93 63 /94 08 – gprensa@ine.es

Information Area: Telephone number: (+34) 91 583 91 00 – www.ine.es/infoine/?L=1
