

Vital Statistics (Births, Deaths and Marriages))

First half of 2020. Provisional data

The number of births decreased by 4.2% in the first half of 2020, while the number of deaths increased by 19.6%

The natural population growth showed a negative balance of 95,326 people during the first half of the year

The number of marriages decreased by 60.8% as compared with the same period in 2019

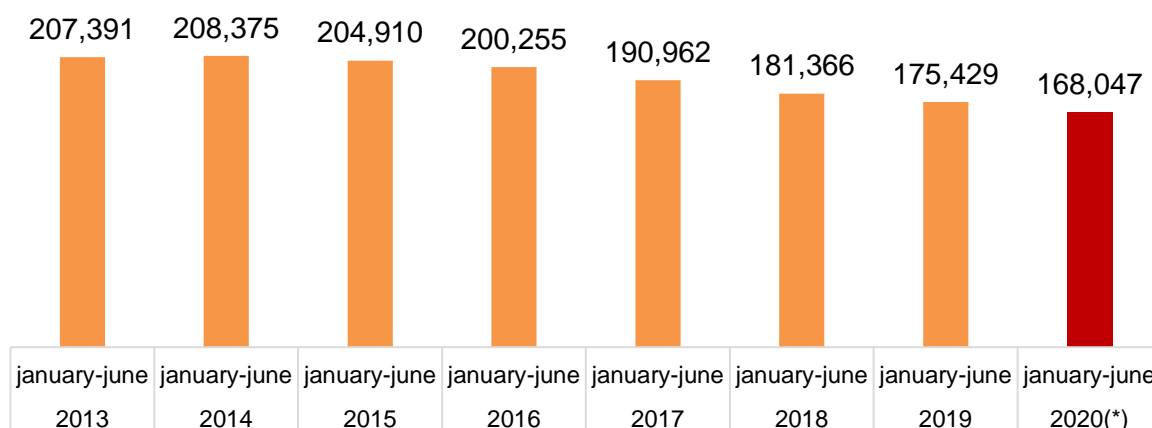
Births

In the first half of 2020, 168,047 births were registered, 4.2% less than in the same period the previous year.

The number of births in the first semester therefore continues the downward trend of recent years, which was interrupted only in 2014.

Number of births during the first semester of each year

(*) Provisional data

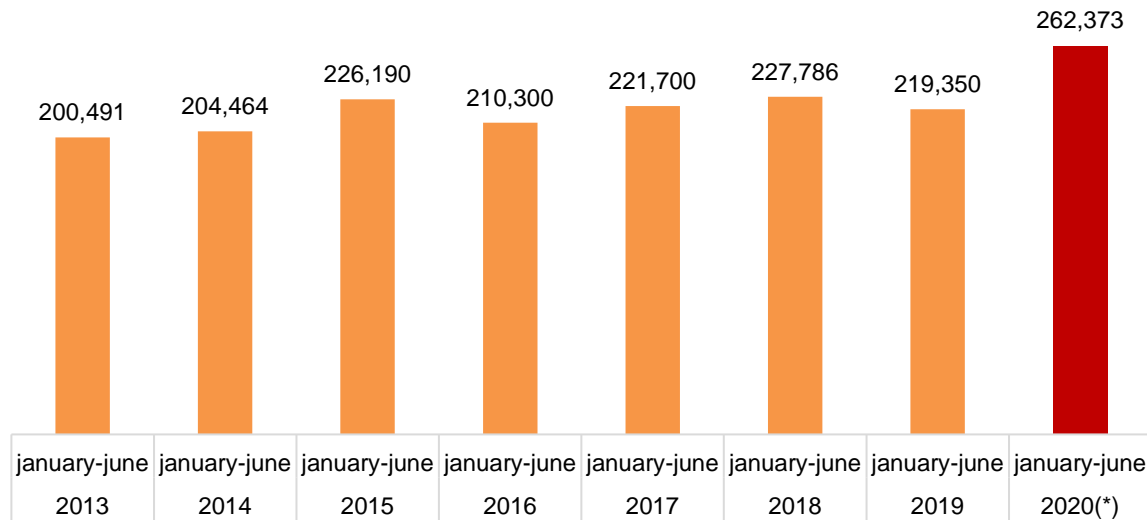


Deaths

During the first half of the year, 262,373 people died in Spain, 19.6% more than in the same period of 2019.

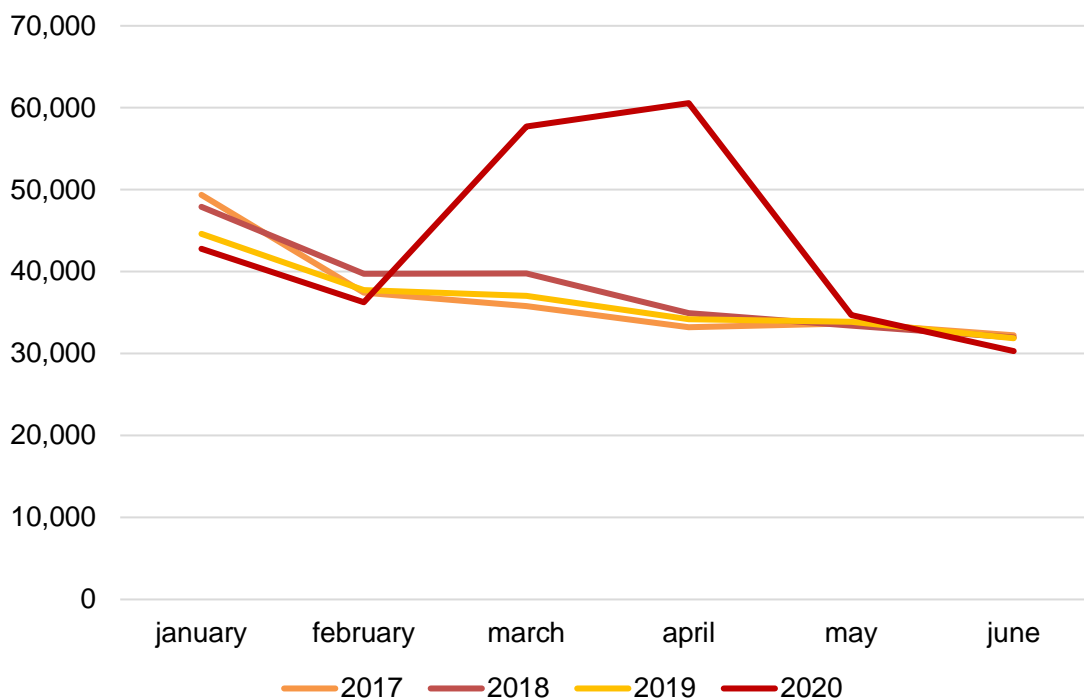
Number of deaths during the first semester of each year

(*) Provisional data



The increase in the number of deaths during the first half of 2020 was mainly due to the effect of the COVID-19 pandemic, which began in March.

Monthly number of deaths during the first semester. Years 2017 to 2020

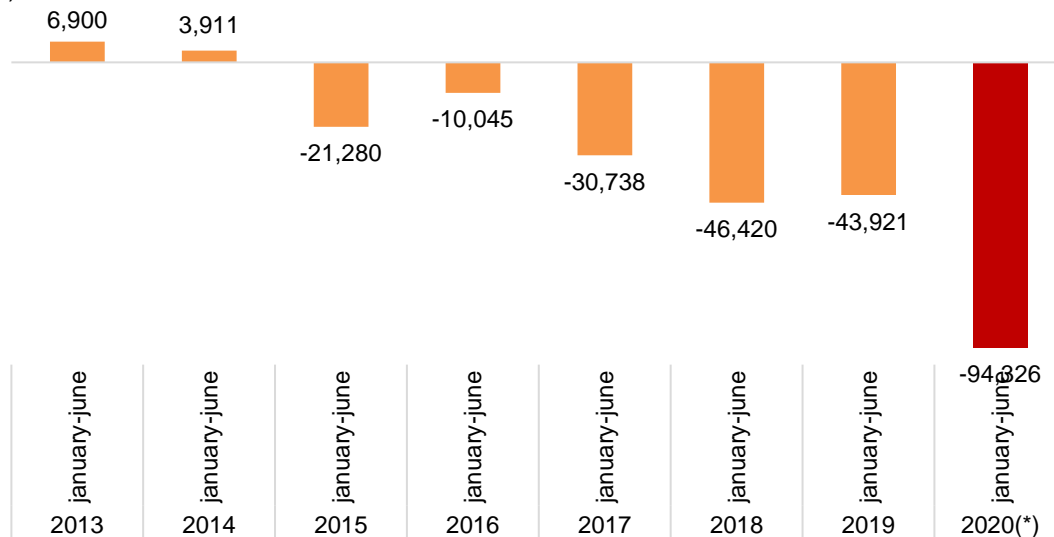


Natural increase

During the first six months of 2020, natural population growth (i. e. the difference between births and deaths) was -95,326 people.

Natural growth during the first semester of each year

(*) Provisional data

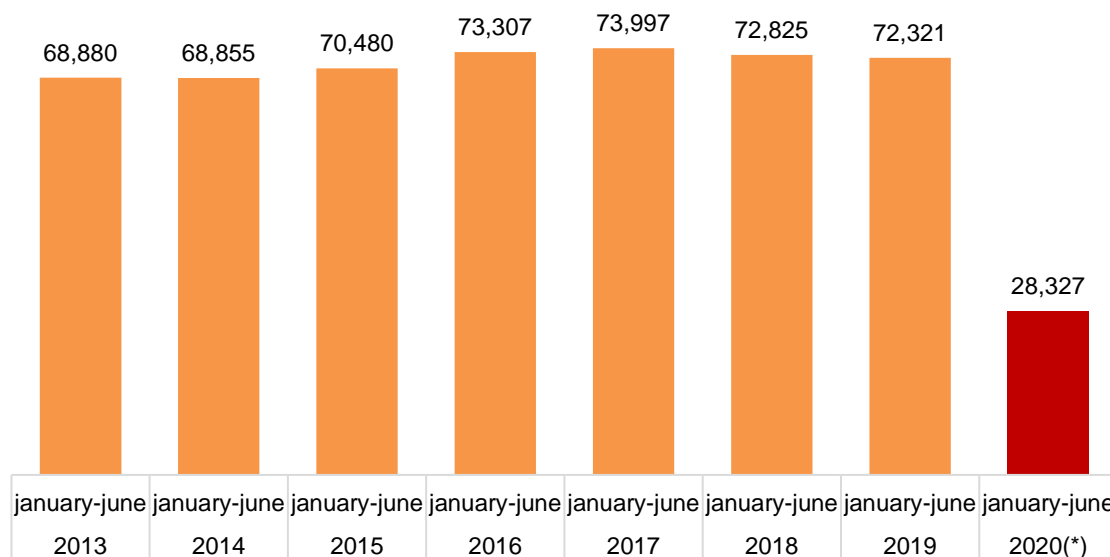


Marriages

During the first half of 2020, 28,327 marriages were registered, 60.8% less than in the same period in 2019.

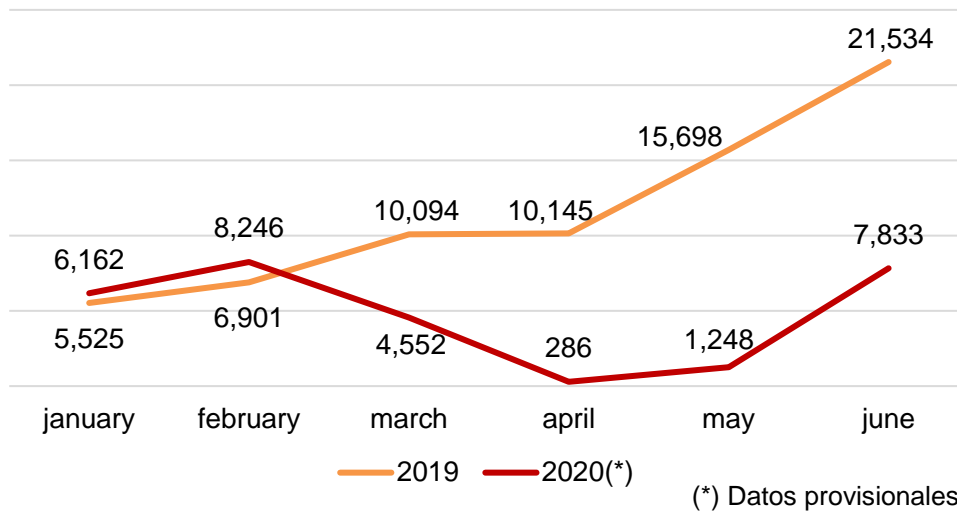
Number of marriages during the first semester of each year

(*) Provisional data



The number of marriages was greatly affected by the confinement during the months of March through June. This above all in April, in which only 286 marriages took place.

Monthly number of marriages during the first semester. Years 2019 and 2020.



Data by Autonomous Communities and Cities

In the first half of 2020, the number of births increased only in the autonomous city of Ceuta (6.2%). In turn, the greatest decreases were registered in the Autonomous City of Melilla (-22.1%), Comunidad de Madrid (-6.6%) and Comunidad Foral de Navarra (-6.5%).

The number of deaths increased in all regions, except in Illes Balears and the Región de Murcia. The greatest increases were registered in Comunidad de Madrid (64.3%), Castilla-La Mancha (46.2%) and Cataluña (31.8%).

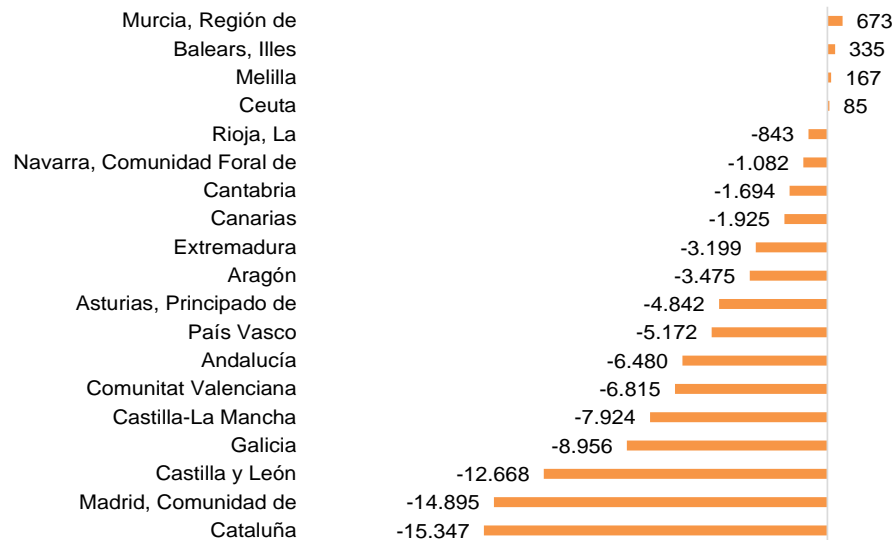
Births and deaths. First semester 2019 and 2020 by Autonomous Community

	Nacimientos			Defunciones			Saldo Vegetativo	
	2019 january- june	2020(*) january- june	Variation	2019 january- june	2020(*) january- june	Variation	2019 january- june	2020(*) january- june
Total	175.429	168.047	-4,2	219.350	262.373	19,6	-43.921	-94.326
Andalucía	33.665	31.748	-5,7	37.057	38.228	3,2	-3.392	-6.480
Aragón	4.678	4.560	-2,5	7.134	8.035	12,6	-2.456	-3.475
Asturias, Principado de	2.522	2.399	-4,9	6.649	7.241	8,9	-4.127	-4.842
Balears, Illes	4.561	4.547	-0,3	4.231	4.212	-0,4	330	335
Canarias	6.732	6.503	-3,4	8.338	8.428	1,1	-1.606	-1.925
Cantabria	1.720	1.616	-6,0	3.158	3.310	4,8	-1.438	-1.694
Castilla y León	7.111	6.815	-4,2	15.194	19.483	28,2	-8.083	-12.668
Castilla-La Mancha	7.510	7.170	-4,5	10.323	15.094	46,2	-2.813	-7.924
Cataluña	30.099	29.067	-3,4	33.696	44.414	31,8	-3.597	-15.347
Comunitat Valenciana	17.741	17.583	-0,9	22.964	24.398	6,2	-5.223	-6.815
Extremadura	3.735	3.614	-3,2	6.066	6.813	12,3	-2.331	-3.199
Galicia	7.739	7.562	-2,3	16.195	16.518	2,0	-8.456	-8.956
Madrid, Comunidad de	27.626	25.815	-6,6	24.784	40.710	64,3	2.842	-14.895
Murcia, Región de	6.766	6.705	-0,9	6.119	6.032	-1,4	647	673
Navarra, Comunidad Foral de	2.672	2.499	-6,5	2.855	3.581	25,4	-183	-1.082
País Vasco	7.471	7.358	-1,5	11.079	12.530	13,1	-3.608	-5.172
Rioja, La	1.191	1.138	-4,5	1.661	1.981	19,3	-470	-843
Ceuta	388	412	6,2	270	327	21,1	118	85
Melilla	575	448	-22,1	249	281	12,9	326	167
People that reside abroad	927	488	-47,4	1.328	757	-43,0	-401	-269

(*)Provisional data

In the first semester, the vegetative balance was positive in Región de Murcia (673 people), Illes Balears (335) and in the autonomous cities of Melilla (167) and Ceuta (85). In turn, the lowest balances were registered in Cataluña (-15,347 persons), Comunidad de Madrid (-14,895) and Castilla y León (-12,668).

Vegetative Balance by Autonomous Communities and Cities. First semester of 2020



The number of marriages registered decreased more than 50% in all autonomous communities.

Marriages. First semester 2019 and 2020 by Autonomous Community

	2019 january- june	2020(*) january- june	Variation
Total	72.321	28.327	-60,8
Andalucía	12.352	5.065	-59,0
Aragón	1.718	679	-60,5
Asturias, Principado de	1.318	551	-58,2
Balears, Illes	2.134	876	-59,0
Canarias	3.241	1.562	-51,8
Cantabria	714	303	-57,6
Castilla y León	2.680	985	-63,2
Castilla-La Mancha	2.839	916	-67,7
Cataluña	13.114	5.116	-61,0
Comunitat Valenciana	8.046	3.505	-56,4
Extremadura	1.343	452	-66,3
Galicia	3.718	1.507	-59,5
Madrid, Comunidad de	11.260	3.722	-66,9
Murcia, Región de	2.337	981	-58,0
Navarra, Comunidad Foral de	936	405	-56,7
País Vasco	3.077	1.342	-56,4
Rioja, La	425	208	-51,1
Ceuta	240	100	-58,3
Melilla	142	45	-68,3
People that reside abroad	687	7	-99,0

(*)Provisional data

Data Review and Update

The data for the first half of 2020 are provisional and will be published as final in December 2021. All results are available on INEBase.

Methodological note

The Vital Statistics (VS) quantify the number of births, deaths and marriages taking place on Spanish territory. Its main sources of information are the birth, death and marriage bulletins which are completed at the time of registering said demographic events in the Civil Register, and transmitted by those who are responsible to the Provincial Delegations of the INE.

This operation is prepared in collaboration with the statistical services of the Autonomous Communities, pursuant to the agreement signed with them for this purpose.

Based on the Vital Statistics, the INE compiles the Mortality Tables for Spain, and a collection of Basic Demographic Indicators, which allow a follow-up of the historical evolution of the behaviour of the population resident in Spain with regard to births, deaths and marriages.

Population scope: births, deaths and marriages of persons occurring in Spanish territory.

Geographical scope: national, Autonomous Communities and Cities, provinces and islands.

Reference period for the results: population data are provided as at 1 January and 1 July of each year.

Frequency of dissemination: six-monthly.

For more information the methodology can be accessed at:

https://www.ine.es/en/metodologia/t20/t2030301_en.pdf

The standardized methodological reports are at:

Births: <http://www.ine.es/dynt3/metadatos/es/RespuestaDatos.html?oe=30304>

Deaths: <http://www.ine.es/dynt3/metadatos/es/RespuestaDatos.html?oe=30306>

Marriages: <http://www.ine.es/dynt3/metadatos/es/RespuestaDatos.html?oe=30302>

INE statistics are produced in accordance with the Code of Good Practice for European Statistics, which is the basis for the institution's quality policy and strategy. For more information see the section on [Quality at INE and the Code of Best Practices](#) on the INE website.

For further information see **INEbase:** www.ine.es/en/ Twitter: [@es_ine](https://twitter.com/es_ine)

All press releases at: www.ine.es/prensa/prensa_en.htm

Press office: Telephone numbers: (+34) 91 583 93 63/94 08 – gprensa@ine.es

Information Area: Telephone number: (+34) 91 583 91 00 – www.ine.es/infoine/?L=1
