

Spanish Regional Accounts. Base 2008 (NAS-2008)

Regional Gross Domestic Product
Year 2013

Main results

- Canarias and Illes Balears are the Autonomous Communities that register the lowest decrease (-0.4%) of their GDP in terms of volume in 2013, followed by Comunitat Valenciana and Catalunya (which register both -0.8%).
- Besides this four communities, Galicia, Castilla-La Mancha, the autonomous city of Ceuta and Aragón register a greater decrease than the average, which was -1.2%.
- The regional territories with the greatest decreases were Principado de Asturias and Castilla y León (which register both -2.1%), followed by Cantabria and País Vasco (which register both -1.9%).
- According to the results, País Vasco registered the highest GDP per capita (29,959 euros), 34.5% over the Spanish average register, that is, 22,279 euros. In turn, the lowest GDP per capita was registered in Extremadura (15,026 euros), 32.6% lower than the national average.

Gross Domestic Product (GDP). Year 2013

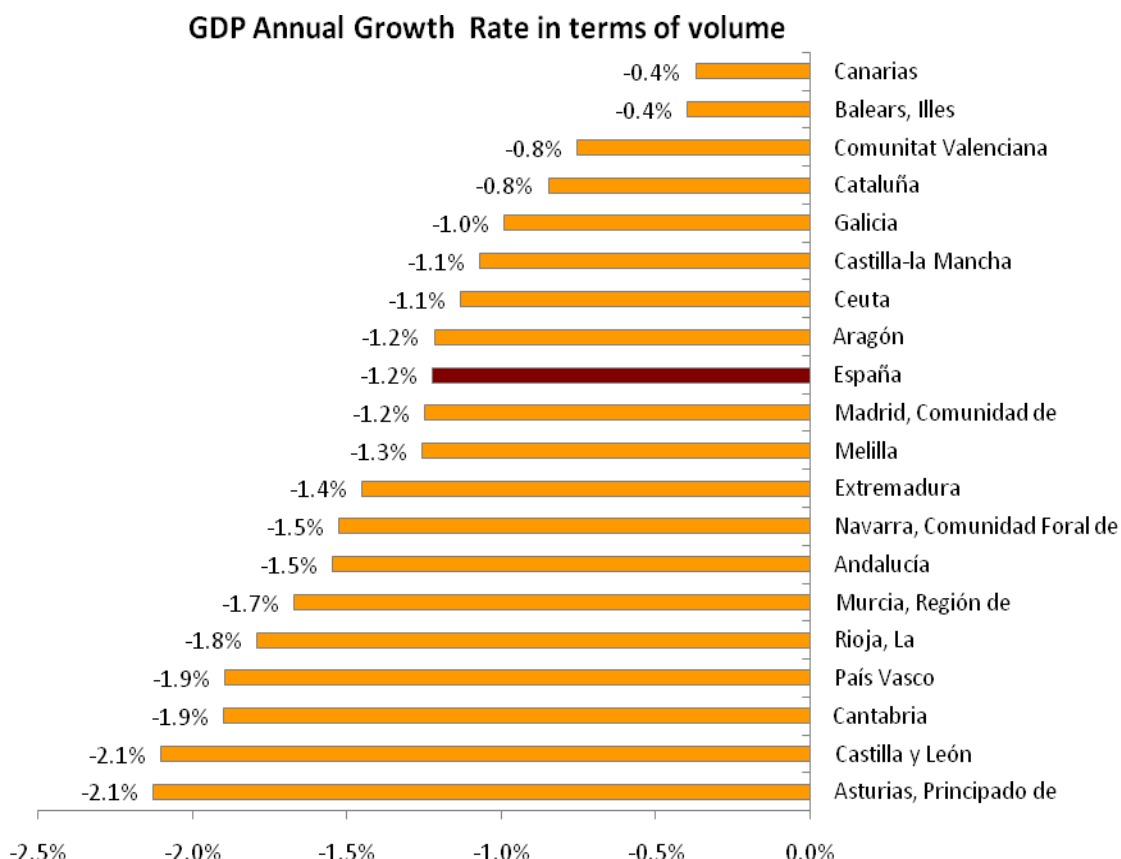
Last 27th of February, the Quarterly National Accounting of Spain estimated the real growth of the Spanish economy for 2013 at -1.1%.

The regional distribution of this data, carried out by the Regional Accounting of Spain **showed a lowest GDP decrease in volume terms in Illes Balears and Canarias (registering both -0.4%)** followed by Comunitat Valenciana and Cataluña (which registered both -0.8%).

In addition to this Autonomous Communities, four other regions registered higher real growth rates in their GDP than the national average: Galicia (-1.0%), Castilla-La Mancha and the autonomous city of Ceuta (registering both -1.1%) and Aragón, whose real growth rate stood at -1.2%, lightly over the national average rate.

In turn, the Autonomous Communities that registered the greatest GDP decreases in terms of volume were Principado de Asturias and Castilla y León (registering both -2.1%), Cantabria and País Vasco (which registered both -1.9%).

No Spanish region stood over the forecasted data for the whole European Union-27, which stood at 0.1%.



The lowest decrease recorded in the real variation rates of the GDP in Canarias and Illes Balears was due mainly to a better performance of the Services Sector in these economies than that registered in the national level.

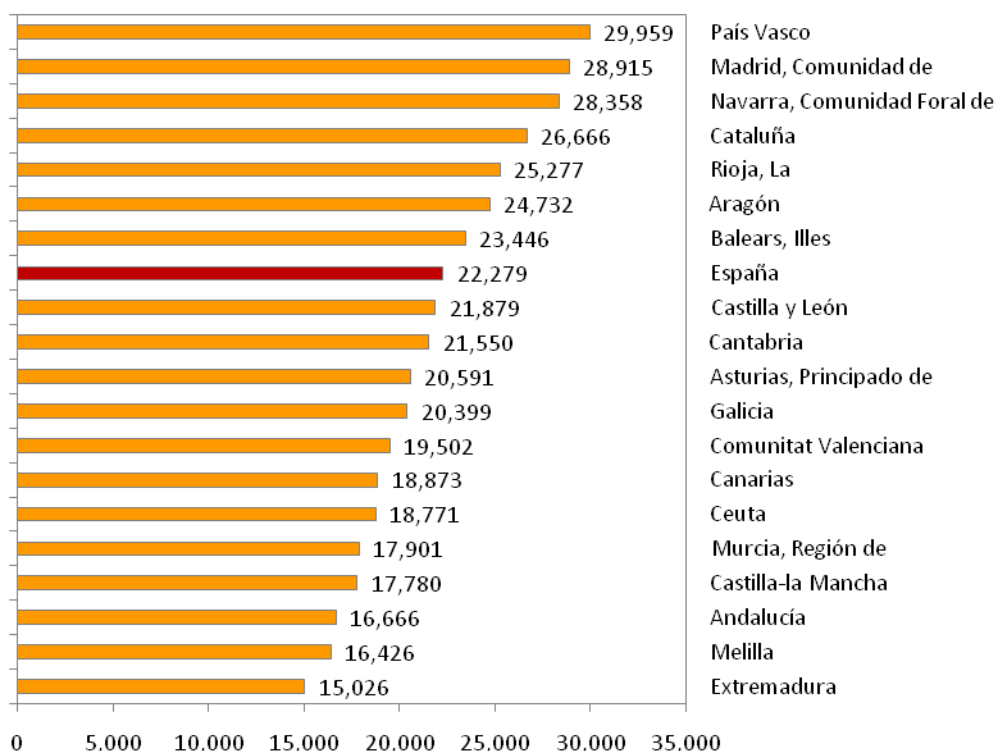
In turn, the real variation of the GDP registered in Principado de Asturias and Castilla y León was mainly due to the decrease, in terms of volume, in the added value associated to the Energy and Industry sectors. Worth noting also a worse performance of Construction in Principado de Asturias, as compared to the national average.

Regional GDP per inhabitant. Year 2013

Regarding to the nominal Gross Domestic Product per capita of the year 2013, **País Vasco stood at the first position of the ranking**, with 29,959 euros per inhabitant, followed by Comunidad de Madrid (28,915 euros) and Comunidad Foral de Navarra (28,358 euros). The last ones on the list were Extremadura (15,026 euros per inhabitant), the Autonomous City of Melilla (16,426 euros) and Andalucía (16,666 euros).

The national average stood at 22,279 euros. As it can be observed in the following graphic, in 2013, seven regions stood above the National average register.

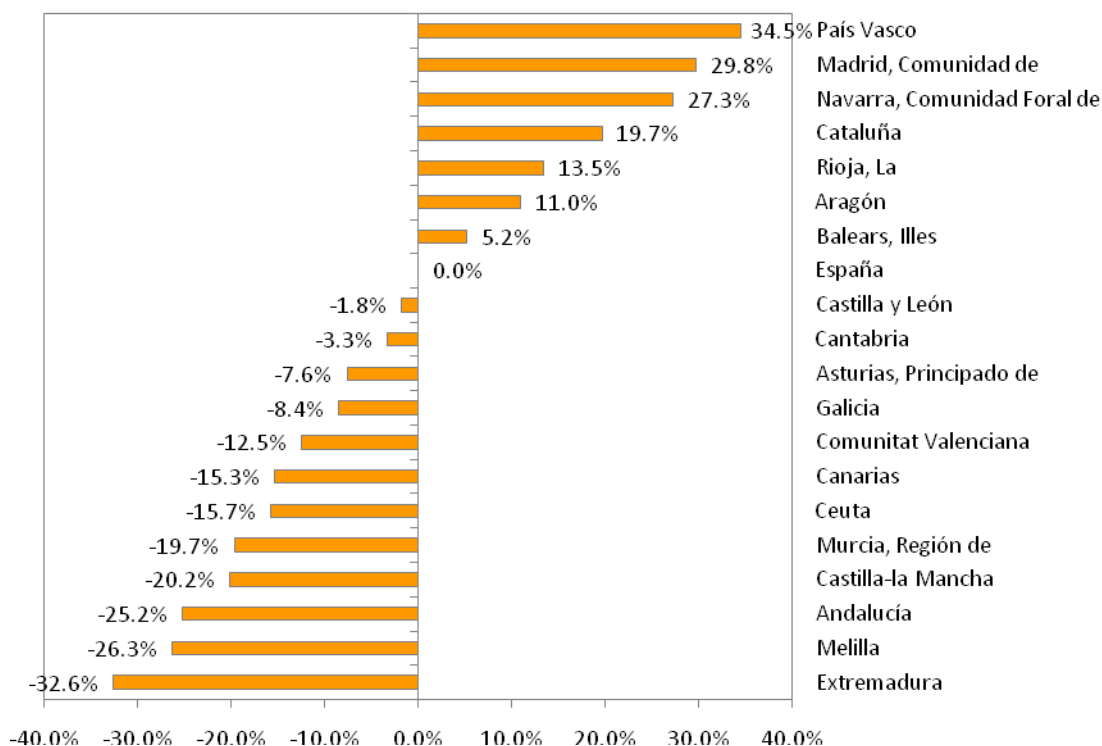
GDP per capita in Euros. Year 2013



In relative terms, GDP per capita in País Vasco was 34.5% higher than the national average in 2013, and that of Comunidad de Madrid and Comunidad Foral de Navarra were both 27.3% higher.

In turn, GDP per inhabitant in Andalucía was 25.2% lower than the national figure. The autonomous city of Melilla and Extremadura registered also lower GDP per inhabitant rates than the national average (26.3% and 32.6% lower, respectively).

**Ratio Regional GDP per capita /national PIB per capita (%).
Year 2013**



Further information

Complete charts of the Regional Spanish Accounts, base 2008, 2008 – 2013 series are available for consulting in the INE website.