

11 June 2015

**Economically Active Population Survey (EAPS)  
Module on the labour situation of immigrants. Year 2014**

**44.45% of persons aged 16 to 64 years old and born abroad, arrived in Spain for work reasons, and practically the same amount (44.05%) for family reasons**

**61.39% of the employees born abroad found work through relatives and friends, as compared with 42.51% of those born in Spain**

The 2014 module of the Economically Active Population Survey, carried out on the initiative of Eurostat (the Statistical Office of the European Union) throughout the year 2014, studies the labour situation of immigrants and their immediate descendants.

The group of persons of foreign origin may be analysed in several ways. The most customary way is by considering their nationality. This variable is systematically used in the quarterly EAPS, and therefore, this module focuses on the analysis of persons, by their place of birth, for the purpose of offering a complementary perspective. The target population of this module is that of the group aged 16 to 64 years old, as established within the European scope.

### **Relationship with economic activity and country of birth**

In 2014, there were 30,263,500 persons aged 16 to 64 years old residing<sup>1</sup> in Spain. 4,695,300 of them had been born abroad. In turn, 468,500 of the persons born in Spain had one parent who had been born abroad, and 136,800 had both parents born outside of our country.

Considering the relationship with the labour market, 14,722,300 of the total persons employed in 2014 had been born in Spain, and 2,475,400 had been born abroad. 4,366,800 out of the total persons who were unemployed in 2014 had been born in Spain, while 1,229,500 had been born outside our borders. 990,300 out of the total 7,469,500 economically inactive persons had been born abroad.

---

<sup>1</sup> Persons resident in family dwellings, according to the Economically Active Population Survey

**Persons aged 16 to 64 years old, by relationship with economic activity and country of birth, according to the country of birth of the father and of the mother, whether foreign or not. Year 2014**

Relationship with economic activity and country of birth	Country of birth of the father or of the mother							
	Total		Both Spaniards		One Spaniard and the other a foreign		Both foreign nationals	
	Absolute value	Percentage	Absolute value	Percentage	Absolute value	Percentage	Absolute value	Percentage
<b>Total</b>	30,263.5	100	25,308.6	83.63	637.9	2.11	4,317.0	14.3
Spain	25,568.2	100	24,962.9	97.63	468.5	1.83	136.8	0.54
Abroad	4,695.3	100	345.7	7.36	169.4	3.61	4,180.2	89.03
<b>Employed persons</b>	17,197.8	100	14,701.3	85.48	281.0	1.63	2,215.5	12.88
Spain	14,722.3	100	14,481.5	98.36	192.6	1.31	48.2	0.33
Abroad	2,475.4	100	219.8	8.88	88.4	3.57	2,167.2	87.55
<b>Unemployed persons</b>	5,596.3	100	4,310.6	77.03	134.2	2.40	1,151.5	20.58
Spain	4,366.8	100	4,246.4	97.24	95.3	2.18	25.0	0.57
Abroad	1,229.5	100	64.2	5.22	38.9	3.16	1,126.5	91.62
<b>Economically inactive persons</b>	7,469.5	100	6,296.7	84.30	222.7	2.98	950.0	12.72
Spain	6,479.1	100	6,235.0	96.23	180.6	2.79	63.6	0.98
Abroad	990.3	100	61.8	6.24	42.1	4.25	886.4	89.51

In 2014, the population born abroad presented a higher economic activity rate than the population born in Spain (78.91%, as compared with 74.66%).

The unemployment rate of those born abroad was 33.19%, as compared with a 22.88% unemployment rate for the population born in Spain. In turn, the employment rate of those born abroad was 52.72%, whereas that for the persons born in Spain was 57.58%.

**Economic activity, unemployment and employment rates of the population aged 16 to 64 years old, by country of birth, according to the country of birth of the father and of the mother, whether foreign or not. Year 2014**

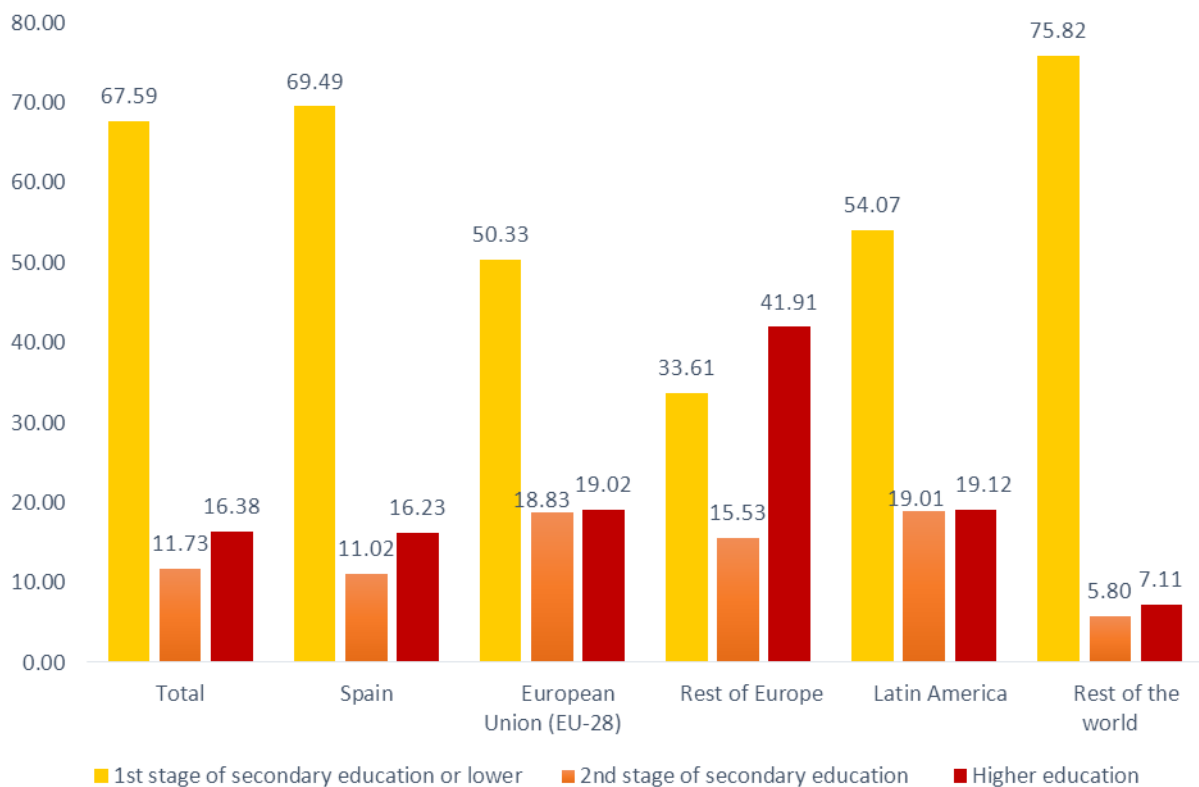
Country of birth	Country of birth of the father or of the mother			
	Total	Both Spaniards	Spaniard and the other a foreign	Both foreign nationals
<b>Economic activity rates</b>	75.32	75.12	65.08	77.99
Spain	74.66	75.02	61.45	53.54
Abroad	78.91	82.14	75.13	78.79
<b>Unemployment rates</b>	24.55	22.67	32.33	34.20
Spain	22.88	22.67	33.11	34.12
Abroad	33.19	22.60	30.55	34.20
<b>Employment rates</b>	56.83	58.09	44.04	51.32
Spain	57.58	58.01	41.10	35.27
Abroad	52.72	63.58	52.18	51.85

### Educational level of the parents

Considering the population resident in Spain in 2014, the educational level of the parents of the population born in Spain was, in general, lower than that of the parents of those who had been born abroad.

There are discrepancies, depending on the place of birth abroad. Thus, while 16.23% of the parents of those born in Spain had higher education, said percentage rose to approximately 19% amongst those born in Latin America or the European Union. Amongst those born in other European countries, this percentage stood at 41.91%, whereas, for those born in the rest of the world, it was 7.11%.

### Percentage distribution of the persons aged 16 to 64 years old, by country of birth, according to the highest educational level attained by the father or the mother. Year 2014



Considering the relationship between the educational level of the person and that of her/his parents, according to whether the person was born in Spain or abroad, in general, it was observed that the inter-generational improvement in educational level was more pronounced in the population born in Spain.

In particular, it was observed that 26.52% of those born in Spain, whose parents had at most a primary or non-compulsory secondary education, had higher education, whereas the corresponding percentage for those born abroad was 16.77%. Likewise, 47.96% of those born in Spain, and with a parent having attained an educational level of upper-secondary, intermediate VT or the equivalent, had higher education, as compared with 29.28% of those born abroad.

**Persons aged 16 to 64 years old, by country of birth and educational level attained by the person, according to the highest educational level attained by the father or the mother. Year 2014**

Educational level attained and country of birth	Total	Highest educational level of the parents			
		First stage of secondary education or lower	Second stage of secondary education	Higher education	Does not know
<b>Total</b>	100	100	100	100	100
First stage of secondary education or lower	43.47	52.90	24.26	16.72	49.51
Second stage of secondary education	23.99	21.86	31.64	26.14	28.53
Higher education	32.54	25.24	44.10	57.14	21.96
<b>Persons born in Spain</b>	100	100	100	100	100
First stage of secondary education or lower	43.67	52.79	23.67	16.29	53.11
Second stage of secondary education	22.50	20.69	28.37	26.30	22.28
Higher education	33.83	26.52	47.96	57.41	24.61
<b>Persons born abroad</b>	100	100	100	100	100
First stage of secondary education or lower	42.37	53.62	26.52	18.91	43.05
Second stage of secondary education	32.15	29.60	44.20	25.31	39.75
Higher education	25.48	16.77	29.28	55.78	17.20

## Residence or work abroad

1,029,700 of the 30,263,500 persons aged 16 to 64 and residing in Spain in 2014 had lived or worked in at least one foreign country for at least six consecutive months in the last 10 years. 330,200 of them had been born in Spain, and 699,500 had been born abroad. In this way, 1.30% of the persons born in Spain had worked outside of our country for at least six months in the last 10 years, whereas among the persons who had been born abroad, the percentage reached 14.90%.

In turn, 84.06% of the population aged 16 to 64 years old and resident in Spain, that had been born abroad, had neither lived nor worked in any other country for at least six months in the last 10 years.

**Persons aged 16 to 64 years old, according to whether or not they have worked and lived in another country <sup>(1)</sup> for a period of at least six consecutive months, in the last 10 years, by country of birth. Year 2014**

Country of birth	Total		Yes, in a single country		Yes, in more than one country		No		Does not know	
	Absolute value	Percentage	Absolute value	Percentage	Absolute value	Percentage	Absolute value	Percentage	Absolute value	Percentage
<b>Total</b>	30,263.5	100	904.0	2.99	125.7	0.42	29,146.9	96.31	86.9	0.29
Spain	25,568.2	100	259.9	1.02	70.3	0.28	25,199.8	98.56	38.2	0.15
Abroad	4,695.3	100	644.1	13.72	55.4	1.18	3,947.1	84.06	48.7	1.04

<sup>(1)</sup> Other than Spain

### Reasons for coming to Spain

44.45% of the persons born abroad came to Spain for work reasons, and practically the same amount (44.05%) came for family reasons.

By sex, whereas for men, the work reason predominated over family reasons (52.02%, as compared with 36.63%), for women, it was the opposite (37.73%, as compared with 50.64%).

**Persons aged 16 to 64 years old who were born abroad, according to the main reason why they came to live in Spain, by sex and country of birth. Year 2014**

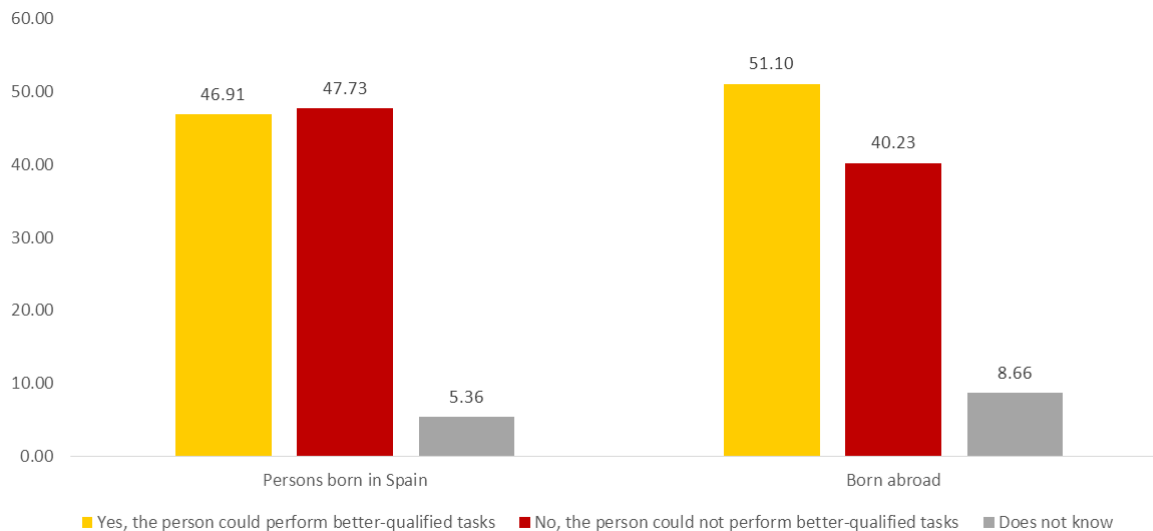
Sex	Total	Work	Family reasons	To study	Other reasons	Does not know
<b>Absolute values in thousands</b>						
<b>Both sexes</b>	4,695.3	2,086.9	2,068.3	119.7	385.0	35.5
<b>Men</b>	2,208.0	1,148.5	808.8	59.4	173.9	17.4
<b>Women</b>	2,487.3	938.4	1,259.5	60.3	211.0	18.1
<b>Percentages</b>						
<b>Both sexes</b>	100	44.45	44.05	2.55	8.20	0.76
<b>Men</b>	100	52.02	36.63	2.69	7.88	0.79
<b>Women</b>	100	37.73	50.64	2.42	8.49	0.73

### Subjective evaluation for performing better-qualified tasks

47.51% of employed persons believed that they could perform better-qualified tasks, given their educational level, experience or training.

This percentage was 46.91% for those employed persons born in Spain, and 51.10% for those born abroad. By geographical area, the percentage ranged between 57.48%, for those born in Latin American, and 35.08%, for those born in the rest of the world.

**Percentage of persons aged 16-64 years old, according to whether or not they consider that they can perform better-qualified tasks, according to place of birth. Year 2014**



### Perceived obstacles to getting a job post

Amongst the persons that had notified regarding specific obstacles to obtaining a job post, worth noting was the 4.75% of those born abroad that did not have their studies undertaken outside of Spain validated. This percentage reached 7.63% amongst those born in Latin America.

In turn, 4.26% of those born abroad indicated that they needed to improve their knowledge of the languages spoken in Spain. This percentage reached 11.30% amongst those that had come from outside of Europe and Latin America.

Percentage of persons aged 16 to 64 years old, according to what they consider to be the main obstacle preventing them from having a job that is suitable for their professional training <sup>(1)</sup>, by country of birth. Year 2014

Country of birth	Total	The person needs to improve her/his knowledge of one or more of the Spanish languages	The person does not have her/his qualifications obtained abroad validated	Legal restrictions to the right to work, due to the person's nationality or residence permit	Origin, religion or social background (including discrimination)	Other obstacles	No obstacle in particular	Does not know
<b>Total</b>	100	0.76	0.82	0.35	0.61	52.10	43.36	2.00
Spain	100	0.07	0.05	0.01	0.41	52.60	45.07	1.78
Abroad	100	4.26	4.75	2.05	1.65	49.57	34.64	3.09
Europe	100	3.59	3.28	1.28	1.03	53.00	35.99	1.83
Latin America	100	0.83	7.63	2.50	1.28	51.58	33.66	2.51
Rest of the World	100	11.30	1.73	2.34	3.18	41.10	34.45	5.90

<sup>(1)</sup> These are persons without work, or with a job in which they feel that they are "overqualified", that is, without employment or classified as persons who believe that their educational level, experience or training would enable them to perform better-qualified tasks.

### Knowledge of (Castilian) Spanish

Three out of every four persons born abroad knew spoken Spanish, at least at an advanced level, and for almost half (49.75%), it was their mother tongue.

Knowledge of Spanish reached 97.81% among those born in Latin America, dropping to 44.82% among those who were neither European nor Latin American.

Among those born abroad and whose native tongue was not Spanish, 29.33% undertook at least one Spanish course. Participation in this type of course was greater in the younger age groups (34.55% in the group aged 16 to 24 years old) and among women (32.56%, as compared with 25.98% of men).

**Undertaking some Spanish course, by persons aged 16 to 64 years old and born outside of Spain, and whose mother tongue is not Spanish, by sex and age group. Year 2014.**

Percentages

<b>Sex and age group</b>	<b>Total</b>	<b>Yes</b>	<b>not necessary</b>	<b>No, for other reasons</b>	<b>Does not know</b>
<b>Both sexes</b>	100	29.33	36.92	31.12	2.63
16-24	100	34.55	37.10	26.90	1.45
25-34	100	31.11	39.15	27.17	2.57
35-44	100	28.06	35.78	33.10	3.06
45-54	100	28.22	37.55	31.86	2.37
55-64	100	27.02	34.44	35.55	2.99
<b>Men</b>	100	25.98	38.11	32.94	2.96
16-24	100	36.84	36.70	23.80	2.66
25-34	100	26.78	44.23	24.21	4.77
35-44	100	22.20	37.19	37.64	2.97
45-54	100	26.16	37.44	34.58	1.82
55-64	100	26.50	32.52	38.49	2.49
<b>Women</b>	100	32.56	35.77	29.35	2.31
16-24	100	32.27	37.50	30.00	0.23
25-34	100	34.19	35.54	29.27	1.01
35-44	100	34.03	34.35	28.47	3.15
45-54	100	30.97	37.70	28.24	3.10
55-64	100	27.45	36.02	33.13	3.40

**Way in which they found work as an employee in the last five years**

The method most frequently used by workers working for others to find work in Spain was through relatives and friends. This system was used by 46.71% of the employees aged 16 to 64 years old who found employment in the last five years.

Percentage of employees aged 16 to 64 years old who found their current job in the last five years, according to the means of finding it, by sex and country of birth. Year 2014

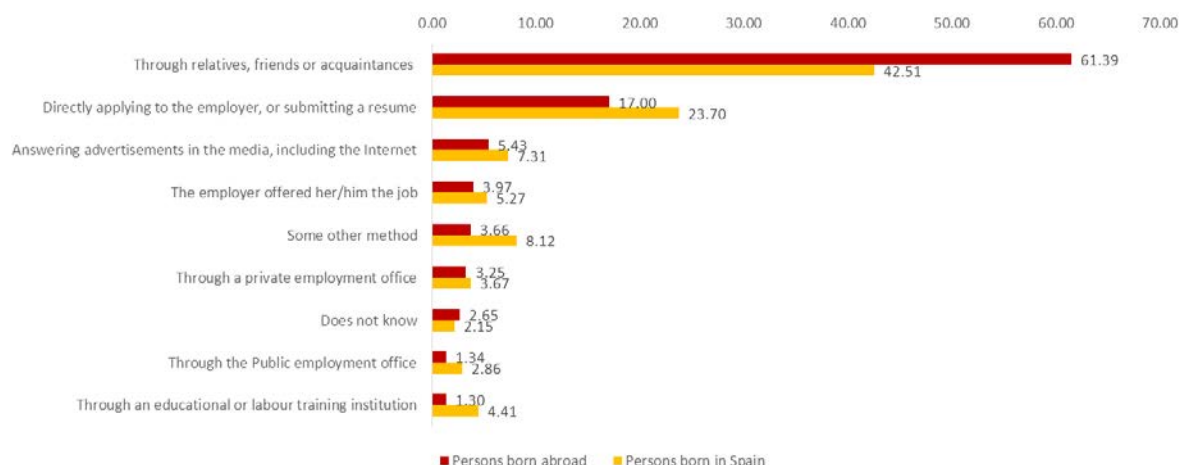
Sex and country of birth	Total	Answering advertisements in the media, including the Internet	Through relatives, friends or acquaintances	Through the Public employment office	Through a private employment office	Through an educational or labour training institution	Directly applying to the employer, or submitting a resume	The employer offered her/him the job	Some other method	Does not know
<b>Both sexes</b>	100	6.89	46.71	2.53	3.58	3.72	22.21	4.98	7.13	2.26
Spain	100	7.31	42.51	2.86	3.67	4.41	23.70	5.27	8.12	2.15
Abroad	100	5.43	61.39	1.34	3.25	1.30	17.00	3.97	3.66	2.65
<b>Men</b>	100	6.33	48.08	2.42	3.50	3.21	22.33	5.74	6.14	2.24
Spain	100	6.49	45.24	2.82	3.67	3.64	22.85	6.09	6.88	2.32
Abroad	100	5.71	59.40	0.81	2.86	1.51	20.26	4.34	3.18	1.94
<b>Women</b>	100	7.46	45.31	2.64	3.65	4.23	22.09	4.21	8.14	2.28
Spain	100	8.20	39.56	2.91	3.68	5.23	24.62	4.38	9.46	1.97
Abroad	100	5.20	63.05	1.79	3.57	1.13	14.28	3.67	4.07	3.23

Considering place of birth, 61.39% of those born abroad found employment through relatives and friends, as compared with 42.51% of those born in Spain.

The next most successful method for obtaining employment was by directly applying to the employer. 23.70% of the employees born in Spain, and 17.00% of those born abroad, found work this way.

2.53% of employees found employment through a public employment office (2.86% for those born in Spain and 1.34% for those born abroad).

## Percentage of employees, by means of obtaining their job and place of birth. Year 2014



For further information see **INEbase**-- [www.ine.es](http://www.ine.es) All press releases at: [www.ine.es/prensa/prensa\\_en.htm](http://www.ine.es/prensa/prensa_en.htm)

**Press office:** Telephone numbers: 91 583 93 63 / 94 08 – Fax: 91 583 90 87 - [gprensa@ine.es](mailto:gprensa@ine.es)

**Information Area:** Telephone number: 91 583 91 00 – Fax: 91 583 91 58 – [www.ine.es/infoine](http://www.ine.es/infoine)