



### No change in the rate of convicted adults

In 2018, 286,637 persons were convicted by final judgement, as registered in the Central Registry of Convicted Persons. This was 0.5% more than the previous year. The most predominate were road safety infractions (21.9% of the total), theft (17.3%) and injuries (16.6%). The rate of convicts per 1,000 inhabitants 18 years of age and older remained at 7.5.

### One in three juvenile convicts committed more than one criminal offense

There were 13,664 minors convicted by final judgment in 2018, 0.2% more than in 2017. Most of the minors were of Spanish nationality (81.7%) although the rate per 1,000 inhabitants between 14 and 17 years of age is almost three times higher for those of foreign nationality (16.2 vs. 6.5). One in three juvenile convicts committed more than one criminal offense.

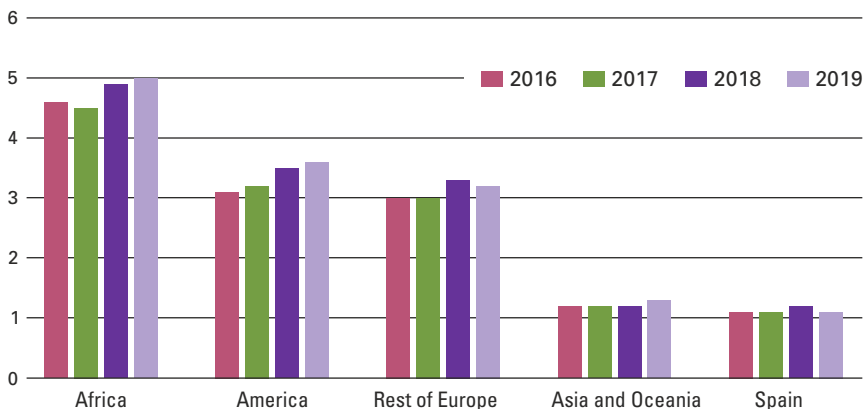
### 26.1% of domestic violence victims are minors

The number of victims of gender violence rose by 2.0% in 2019, standing at 31,911 women. In relative terms, this is 1.5 per 1,000 women aged 14 years old and over. The incidence among those born in Africa was significantly higher, 5.0 per 1000 in 2019.

This year, victims of domestic violence (which specifically excludes cases of gender violence) amounted to 7,654 people, 3.6% more than in 2018. Of these, 26.1% are minors.

### Victims\* of gender violence by place of birth.

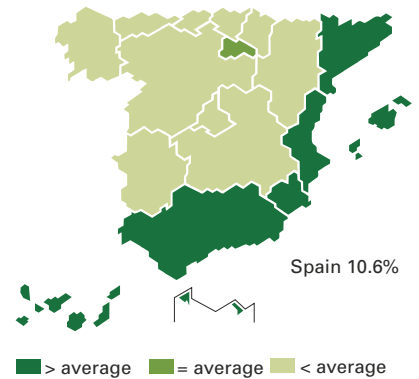
Rates per 1,000 women aged 14 years old and over



\* In proceedings initiated with protection order or precautionary measures.

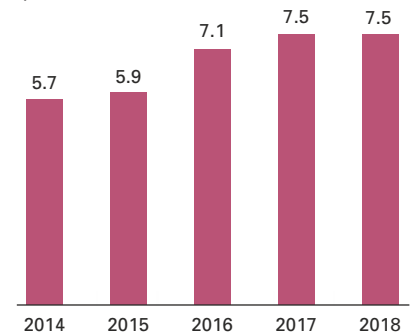
### Offences committed by place of conviction. 2018

Rates per 1,000 inhab. 18 years old and over

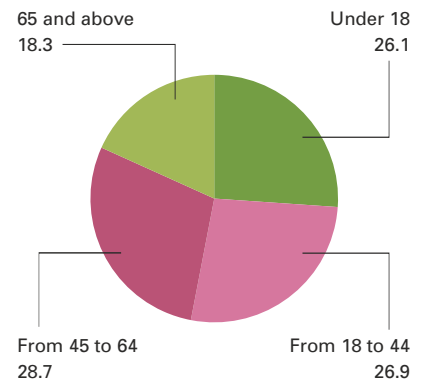


### Rate of convicted adults

(per 1,000 inhabitants)



### Victims\* of domestic violence by age group. 2019



\* With a protection order or precautionary measures.